

# TENNESSEE



## 2011 VOLUNTEER FOOTBALL

Six-Time National Champions  
1938, 1940, 1950, 1951, 1967, 1998

13 SEC Championships | 49 Bowl Games | 89 All-Americans | 43 NFL 1st-Round Picks

TENNESSEE (1-0) vs. CINCINNATI (1-0)  
Sept. 10 | Neyland Stadium | Knoxville, Tenn. | 3:36 p.m.



**Tennessee**  
Record: 1-0 (0-0 SEC)  
Head Coach: Derek Dooley,  
2nd year at UT (7-7)

### TOP PERFORMERS

**Rushing** Tauren Poole - 24 att., 98 yds., 1 TD  
**Passing** Tyler Bray - 17-24, 293 yds., 3 TD/0 INT  
**Receiving** Justin Hunter - 6 catches, 146 yds., 1 TD  
Da'Rick Rogers - 5 catches, 100 yds., 1 TD



**Cincinnati**  
Record: 1-0 (0-0 Big East)  
Head Coach: Butch Jones,  
2nd year at Cincinnati (5-8)

### TOP PERFORMERS

**Rushing** Isaiah Pead - 7 att., 87 yds., 2 TD  
**Passing** Zach Collaros - 12-19, 134 yds., 4 TD/0 INT  
**Receiving** D.J. Woods - 4 catches, 59 yds., 1 TD  
Anthony McClung - 3 catches, 48 yds., 2 TD

### THE CINCINNATI GAME

- Saturday's game is the sixth meeting between Tennessee and Cincinnati and the first since 1992. The Vols are 4-1 all-time vs. the Bearcats, and all five games have been played in Knoxville.
- The last meeting between UT and UC was in 1992, with Tennessee winning 40-0.
- The Vols are 15-4 (.789) all-time against current Big East members, with the last meeting happening on Sept. 28, 2002, a 35-14 win over Rutgers.
- Cincinnati's 18 returning starters are tied for the second-most the Vols will face in 2011. The Bearcats appeared in BCS bowl games in two of the last three seasons, facing Virginia Tech in the Orange Bowl following the 2008 season and Florida in the Sugar Bowl following the 2009 season.
- 2011 is the 11th consecutive year in which the Vols have played a non-conference game against a school from a BCS conference or Notre Dame.

### Game Two

- The Tennessee Vols continue their 115th season with a 3:36 p.m. kickoff Saturday (Sept. 10) against the Cincinnati Bearcats from the BIG EAST Conference. Saturday's game is televised on ESPN2.
- Tennessee will attempt to win its sixth consecutive regular-season game, the longest streak for the program since a nine-game winning streak from 2003-04, encompassing the last six games in '03 and the first three games in '04. UT has won five regular-season games in a row, the longest streak for the Vols since winning the last five to close the regular season in 2007.
- The Cincinnati game marks the third consecutive year (fourth time in six years) that the Vols have opened with at least two consecutive games at home. Cincinnati is the first non-conference opponent from a BCS league other than the Pac-12 (and excluding Notre Dame) the Vols have played in the regular season since Duke of the ACC in 2003.

### A Tennessee Win Would...

- Give the Vols a 2-0 start for the first time since 2006, when they defeated California and Air Force to open the season, while also giving UT a 5-1 edge in the all-time series over Cincinnati.
- Extend Tennessee's regular-season winning streak to six games, the longest streak for the program since 2003-04.
- Improve UT to 10-5 in its last 15 non-SEC games, dating to a 35-3 win over UAB on Sept. 13, 2008.
- Improve the all-time record for the Tennessee football program to 791-340-53 (.690), while the record vs. current BIG EAST members would improve to 16-4 (.800).
- Snap a five-game losing streak to non-conference opponents from BCS leagues (including bowl games) since the 2008 season opener at UCLA (2010 UNC, Oregon; 2009 Va. Tech, UCLA; 2008 UCLA). A win would also snap a four-game losing streak to non-conference BCS schools in regular-season games only since the season opener vs. California in 2007 (2010 Oregon, 2009 UCLA, 2008 UCLA, 2007 California).

### Season Opener - Tennessee 42, Montana 16

- On Sept. 3 at Neyland Stadium, Tennessee defeated Montana, 42-16. WR Justin Hunter recorded career highs in receptions (6) and yards receiving (146), while WR Da'Rick Rogers also posted 100 yards receiving, marking the 18th time in school history in which a tandem of Vols posted 100-yard receiving days.
- Tennessee recorded its 16th consecutive season-opening win since 1996 while also winning its first game at home for the 17th consecutive year since 1995.
- The win was the seventh consecutive over an unranked Division I FBS opponent at home, dating to a 45-19 win over Georgia on Oct. 10, 2009.
- Sophomore quarterback Tyler Bray threw for 293 yards and three touchdowns.

### 2011 TENNESSEE FOOTBALL SCHEDULE

Date	Opponent (TV)	Time/Result
Sept. 3	Montana (PPV)	W, 42-16
Sept. 10	Cincinnati (ESPN2)	3:30 p.m.
Sept. 17	at Florida * (CBS)	3:30 p.m.
Oct. 1	Buffalo	TBA
Oct. 8	Georgia *	TBA
Oct. 15	LSU *	TBA
Oct. 22	at Alabama *	TBA
Oct. 29	South Carolina *	TBA
Nov. 5	MTSU	TBA
Nov. 12	at Arkansas *	TBA
Nov. 19	Vanderbilt *	TBA
Nov. 26	at Kentucky *	TBA

\* Southeastern Conference game

### 2011 RECORD

OVERALL RECORD:	1-0
SEC	0-0
NON-CONFERENCE	1-0
HOME	1-0
AWAY	0-0

### On the Air

#### TELEVISION

- ESPN2
- Mike Patrick (play-by-play)
- Craig James (color analyst)
- Jeannine Edwards (sideline)
- Scott Matthews (producer)



#### RADIO

- Vol Network
- Bob Kesling (play-by-play)
- Tim Priest (color analyst)
- Andy Kelly (sideline)
- John Wilkerson (studio host)



#### SATELLITE RADIO

- Sirius Premier Channel 216
- XM Channel 201



#### ONLINE

- ESPN3.com



#### TELEVISION (Delay)

- SportSouth
- Sunday, Sept. 11 (10 p.m.)
- Monday, Sept. 12 (11 a.m.)
- MYVLT2
- Sunday, Sept. 11 (7 p.m.)



#### ← SCAN THIS

Scan this QR code with your smart phone to view the Tennessee Football Game-day Central page with info about pre-game activities, parking and much more.

### CONTACT INFO

#### 2011 TENNESSEE FOOTBALL MEDIA RELATIONS CONTACTS

**Jimmy Stanton** | Associate AD - Communications | Cell 865.306.2052 | Email jstanton@utk.edu  
**Jason Yellin** | Assistant AD - Media Relations | Cell 865.314.0273 | Email jyellin@utk.edu  
**Cameron Harris** | Assistant Media Relations Director | Cell 817.408.7604 | Email charr48@utk.edu  
**Andrew Lentz** | Media Relations Graduate Assistant | Cell 317.403.0531 | Email alentz1@utk.edu

# Depth Chart Notes (Offense)

QB		<b>#8 TYLER BRAY</b> 6-6, 210, So., Kingsburg, Calif.	<ul style="list-style-type: none"> <li>Averaging 306.5 passing yds. in 6 career starts after 293 vs. Montana</li> <li>Tied P.Manning's UT record with 2+ TDs in 7 games in row vs. Montana</li> <li>Named to preseason Manning, O'Brien, Maxwell Watch Lists</li> <li>Set UT Fr. records for comps (125), atts (224), pass yards (1,849), TDs (18)</li> <li>Played final two series vs. Montana, completed lone pass for 75 yds.</li> <li>Started first eight games of 2010 after transferring from El Camino JC</li> <li>Son of Super Bowl Champion and CBS broadcaster Phil Simms</li> </ul>	<table border="1"> <thead> <tr> <th>Year</th> <th>GP/GS</th> <th>Cmp</th> <th>Att</th> <th>Yds</th> <th>TD/Int</th> </tr> </thead> <tbody> <tr> <td>2011</td> <td>1/1</td> <td>17</td> <td>24</td> <td>293</td> <td>3/0</td> </tr> <tr> <td><b>Car.</b></td> <td><b>10/6</b></td> <td><b>142</b></td> <td><b>248</b></td> <td><b>2142</b></td> <td><b>21/10</b></td> </tr> <tr> <td colspan="6"><b>Car. Highs:</b> Att: 45, Comp: 27, Yds: 354</td> </tr> </tbody> </table>	Year	GP/GS	Cmp	Att	Yds	TD/Int	2011	1/1	17	24	293	3/0	<b>Car.</b>	<b>10/6</b>	<b>142</b>	<b>248</b>	<b>2142</b>	<b>21/10</b>	<b>Car. Highs:</b> Att: 45, Comp: 27, Yds: 354									
		Year	GP/GS	Cmp	Att	Yds	TD/Int																									
2011	1/1	17	24	293	3/0																											
<b>Car.</b>	<b>10/6</b>	<b>142</b>	<b>248</b>	<b>2142</b>	<b>21/10</b>																											
<b>Car. Highs:</b> Att: 45, Comp: 27, Yds: 354																																
		<b>#12 Matt Simms</b> 6-3, 210, Sr., Franklin Lakes, N.J.	<ul style="list-style-type: none"> <li>Ran for 98 yards including 8-yd. TD vs. Montana on career-hi 24 carries</li> <li>Preseason watch lists for Walker, Maxwell, Lowe's Senior CLASS Award</li> <li>All-SEC Preseason Third Team; 2010 All-SEC Honorable Mention</li> <li>Lone senior starting on offense and one of just 13 on the entire roster</li> </ul>	<table border="1"> <thead> <tr> <th>Year</th> <th>GP/GS</th> <th>Att</th> <th>Cmp</th> <th>Yds</th> <th>TD/Int</th> </tr> </thead> <tbody> <tr> <td>2011</td> <td>1/0</td> <td>1</td> <td>1</td> <td>18</td> <td>0/0</td> </tr> <tr> <td><b>Car.</b></td> <td><b>12/8</b></td> <td><b>196</b></td> <td><b>114</b></td> <td><b>1478</b></td> <td><b>5/8</b></td> </tr> <tr> <td colspan="6"><b>Car. Highs:</b> Rush: 10, Yds: 35, TDs: 1</td> </tr> </tbody> </table>	Year	GP/GS	Att	Cmp	Yds	TD/Int	2011	1/0	1	1	18	0/0	<b>Car.</b>	<b>12/8</b>	<b>196</b>	<b>114</b>	<b>1478</b>	<b>5/8</b>	<b>Car. Highs:</b> Rush: 10, Yds: 35, TDs: 1									
Year	GP/GS	Att	Cmp	Yds	TD/Int																											
2011	1/0	1	1	18	0/0																											
<b>Car.</b>	<b>12/8</b>	<b>196</b>	<b>114</b>	<b>1478</b>	<b>5/8</b>																											
<b>Car. Highs:</b> Rush: 10, Yds: 35, TDs: 1																																
TB		<b>#28 TAUREN POOLE</b> <i>Pronounced (TOR-in)</i> 5-10, 215, Sr., Toccoa, Ga.	<ul style="list-style-type: none"> <li>First UT frosh with 2 TDs in debut since Corey Larkins in 2001 vs. Syr.</li> <li>Ran for 35 yards (1-yd TD run), Rec: 2-16 with 9-yd TD rec. vs. Montana</li> <li>Rivals, Scout, ESPN: 4-star recruit (No. 23 RB, No. 38 overall in Florida)</li> </ul>	<table border="1"> <thead> <tr> <th>Year</th> <th>GP/GS</th> <th>Att</th> <th>Yds</th> <th>Avg</th> <th>TD</th> <th>Lg</th> </tr> </thead> <tbody> <tr> <td>2011</td> <td>1/1</td> <td>24</td> <td>98</td> <td>4.1</td> <td>1</td> <td>28</td> </tr> <tr> <td><b>Car.</b></td> <td><b>39/14</b></td> <td><b>260</b></td> <td><b>1303</b></td> <td><b>5.0</b></td> <td><b>12</b></td> <td><b>59</b></td> </tr> <tr> <td colspan="7"><b>Car. Highs:</b> Rush: 24, Yds: 162, TDs: 2</td> </tr> </tbody> </table>	Year	GP/GS	Att	Yds	Avg	TD	Lg	2011	1/1	24	98	4.1	1	28	<b>Car.</b>	<b>39/14</b>	<b>260</b>	<b>1303</b>	<b>5.0</b>	<b>12</b>	<b>59</b>	<b>Car. Highs:</b> Rush: 24, Yds: 162, TDs: 2						
		Year	GP/GS	Att	Yds	Avg	TD	Lg																								
2011	1/1	24	98	4.1	1	28																										
<b>Car.</b>	<b>39/14</b>	<b>260</b>	<b>1303</b>	<b>5.0</b>	<b>12</b>	<b>59</b>																										
<b>Car. Highs:</b> Rush: 24, Yds: 162, TDs: 2																																
		<b>#4 Marlin Lane</b> 6-0, 205, Fr., Daytona Beach, Fla.	<ul style="list-style-type: none"> <li>Career-hi 3 catches for 17 yards vs. Montana in fourth-consecutive start</li> <li>Shared Stucky Hard Knox Award for off-season physical &amp; mental conditioning</li> <li>Started five games, one of seven true Fr. to play in every game in 2010</li> <li>Helped lead the way in blocking for T. Poole &amp; his six 100-yd rush gms</li> </ul>	<table border="1"> <thead> <tr> <th>Year</th> <th>GP/GS</th> <th>Rec</th> <th>Yds</th> <th>Avg</th> <th>TD</th> <th>Lg</th> </tr> </thead> <tbody> <tr> <td>2011</td> <td>1/1</td> <td>3</td> <td>17</td> <td>5.7</td> <td>0</td> <td>7</td> </tr> <tr> <td><b>Car.</b></td> <td><b>14/6</b></td> <td><b>5</b></td> <td><b>38</b></td> <td><b>7.6</b></td> <td><b>0</b></td> <td><b>17</b></td> </tr> <tr> <td colspan="7"><b>Car. Highs:</b> Rec: 3, Yards 17</td> </tr> </tbody> </table>	Year	GP/GS	Rec	Yds	Avg	TD	Lg	2011	1/1	3	17	5.7	0	7	<b>Car.</b>	<b>14/6</b>	<b>5</b>	<b>38</b>	<b>7.6</b>	<b>0</b>	<b>17</b>	<b>Car. Highs:</b> Rec: 3, Yards 17						
Year	GP/GS	Rec	Yds	Avg	TD	Lg																										
2011	1/1	3	17	5.7	0	7																										
<b>Car.</b>	<b>14/6</b>	<b>5</b>	<b>38</b>	<b>7.6</b>	<b>0</b>	<b>17</b>																										
<b>Car. Highs:</b> Rec: 3, Yards 17																																
FB		<b>#46 CHANNING FUGATE</b> <i>Pronounced (FEW-get)</i> 6-1, 250, So., Jackson, Ky.	<ul style="list-style-type: none"> <li>First career catch for 18 yards late in win over Montana</li> <li>Redshirted in 2010, but competed in track &amp; field (shot put)</li> <li>3rd-generation Vol, brother Will (1998-2001), Grandpa Sam (1937-39)</li> </ul>	<table border="1"> <thead> <tr> <th>Year</th> <th>GP/GS</th> <th>Rec</th> <th>Yds</th> <th>Avg</th> <th>TD</th> <th>Lg</th> </tr> </thead> <tbody> <tr> <td>2011</td> <td>1/0</td> <td>1</td> <td>18</td> <td>18.0</td> <td>0</td> <td>18</td> </tr> <tr> <td><b>Car.</b></td> <td><b>1/0</b></td> <td><b>1</b></td> <td><b>18</b></td> <td><b>18.0</b></td> <td><b>0</b></td> <td><b>18</b></td> </tr> <tr> <td colspan="7"><b>Car. Highs:</b> Rec: 1, Yds: 18</td> </tr> </tbody> </table>	Year	GP/GS	Rec	Yds	Avg	TD	Lg	2011	1/0	1	18	18.0	0	18	<b>Car.</b>	<b>1/0</b>	<b>1</b>	<b>18</b>	<b>18.0</b>	<b>0</b>	<b>18</b>	<b>Car. Highs:</b> Rec: 1, Yds: 18						
		Year	GP/GS	Rec	Yds	Avg	TD	Lg																								
2011	1/0	1	18	18.0	0	18																										
<b>Car.</b>	<b>1/0</b>	<b>1</b>	<b>18</b>	<b>18.0</b>	<b>0</b>	<b>18</b>																										
<b>Car. Highs:</b> Rec: 1, Yds: 18																																
		<b>#39 Ben Bartholomew</b> 6-2, 251, Jr.-RS, Nashville	<ul style="list-style-type: none"> <li>Career-highs with 6 catches for 146 yards and 81-yd TD vs. Montana</li> <li>W/D.Rogers (100 yds) became first duo with 100-rec yds. in gm since '07</li> <li>2010 Coaches All-SEC Freshman Team honors; Leading returning WR</li> <li>Set UT Fr. record with 7 TD catches, as 5 of 7 came in final 5 gms of 2010</li> </ul>	<table border="1"> <thead> <tr> <th>Year</th> <th>GP/GS</th> <th>Rec</th> <th>Yds</th> <th>Avg</th> <th>TD</th> <th>Lg</th> </tr> </thead> <tbody> <tr> <td>2011</td> <td>1/1</td> <td>6</td> <td>146</td> <td>24.3</td> <td>1</td> <td>81</td> </tr> <tr> <td><b>Car.</b></td> <td><b>14/3</b></td> <td><b>22</b></td> <td><b>561</b></td> <td><b>25.5</b></td> <td><b>8</b></td> <td><b>81</b></td> </tr> <tr> <td colspan="7"><b>Car. Highs:</b> Rec: 6, Yds: 146, TDs: 2</td> </tr> </tbody> </table>	Year	GP/GS	Rec	Yds	Avg	TD	Lg	2011	1/1	6	146	24.3	1	81	<b>Car.</b>	<b>14/3</b>	<b>22</b>	<b>561</b>	<b>25.5</b>	<b>8</b>	<b>81</b>	<b>Car. Highs:</b> Rec: 6, Yds: 146, TDs: 2						
Year	GP/GS	Rec	Yds	Avg	TD	Lg																										
2011	1/1	6	146	24.3	1	81																										
<b>Car.</b>	<b>14/3</b>	<b>22</b>	<b>561</b>	<b>25.5</b>	<b>8</b>	<b>81</b>																										
<b>Car. Highs:</b> Rec: 6, Yds: 146, TDs: 2																																
X		<b>#11 JUSTIN HUNTER</b> 6-4, 200, So., Virginia Beach, Va.	<ul style="list-style-type: none"> <li>College debut vs. Montana, Early enrollee at UT for spring workouts</li> <li>Rivals: 3-star (No. 52 overall athlete, No. 36 overall in Ga.); Scout: 3-star</li> <li>Caught 52 passes for 949 yards and seven TDs as a HS senior</li> </ul>	<table border="1"> <thead> <tr> <th>Year</th> <th>GP/GS</th> <th>Rec</th> <th>Yds</th> <th>Avg</th> <th>TD</th> <th>Lg</th> </tr> </thead> <tbody> <tr> <td>2011</td> <td>1/0</td> <td>0</td> <td>0</td> <td>0</td> <td>0</td> <td>0</td> </tr> <tr> <td><b>Car.</b></td> <td><b>1/0</b></td> <td><b>0</b></td> <td><b>0</b></td> <td><b>0</b></td> <td><b>0</b></td> <td><b>0</b></td> </tr> <tr> <td colspan="7"><b>Car. Highs:</b> Rec: 0, Yds: 0</td> </tr> </tbody> </table>	Year	GP/GS	Rec	Yds	Avg	TD	Lg	2011	1/0	0	0	0	0	0	<b>Car.</b>	<b>1/0</b>	<b>0</b>	<b>0</b>	<b>0</b>	<b>0</b>	<b>0</b>	<b>Car. Highs:</b> Rec: 0, Yds: 0						
		Year	GP/GS	Rec	Yds	Avg	TD	Lg																								
2011	1/0	0	0	0	0	0																										
<b>Car.</b>	<b>1/0</b>	<b>0</b>	<b>0</b>	<b>0</b>	<b>0</b>	<b>0</b>																										
<b>Car. Highs:</b> Rec: 0, Yds: 0																																
		<b>#6 Vincent Dallas</b> 5-11, 185, Fr., Ellenwood, Ga.	<ul style="list-style-type: none"> <li>First-career 100-yard receiving gm. vs. Montana on career-hi 5 catches</li> <li>Snagged a career-long 47-yd TD on his first reception of 2011</li> <li>Finished fourth on the Vols with 582 all-purpose yards in 2010</li> <li>11 receptions for 167 yards and a pair of TDs last season</li> </ul>	<table border="1"> <thead> <tr> <th>Year</th> <th>GP/GS</th> <th>Rec</th> <th>Yds</th> <th>Avg</th> <th>TD</th> <th>Lg</th> </tr> </thead> <tbody> <tr> <td>2011</td> <td>1/1</td> <td>5</td> <td>100</td> <td>25.0</td> <td>1</td> <td>47</td> </tr> <tr> <td><b>Car.</b></td> <td><b>14/0</b></td> <td><b>16</b></td> <td><b>267</b></td> <td><b>16.7</b></td> <td><b>3</b></td> <td><b>47</b></td> </tr> <tr> <td colspan="7"><b>Car. Highs:</b> Rec: 5, Yds: 100, TDs: 1</td> </tr> </tbody> </table>	Year	GP/GS	Rec	Yds	Avg	TD	Lg	2011	1/1	5	100	25.0	1	47	<b>Car.</b>	<b>14/0</b>	<b>16</b>	<b>267</b>	<b>16.7</b>	<b>3</b>	<b>47</b>	<b>Car. Highs:</b> Rec: 5, Yds: 100, TDs: 1						
Year	GP/GS	Rec	Yds	Avg	TD	Lg																										
2011	1/1	5	100	25.0	1	47																										
<b>Car.</b>	<b>14/0</b>	<b>16</b>	<b>267</b>	<b>16.7</b>	<b>3</b>	<b>47</b>																										
<b>Car. Highs:</b> Rec: 5, Yds: 100, TDs: 1																																
Z		<b>#21 Da' RICK ROGERS</b> <i>Pronounced (DAY-rick)</i> 6-3, 215, So., Calhoun, Ga.	<ul style="list-style-type: none"> <li>Converted defensive back, moved to receiver in late August</li> <li>Had two catches for 16 yards and a TD catch in final scrimmage</li> <li>Recorded 26 tackles and three interceptions as a junior</li> </ul>	<table border="1"> <thead> <tr> <th>Year</th> <th>GP/GS</th> <th>Rec</th> <th>Yds</th> <th>Avg</th> <th>TD</th> <th>Lg</th> </tr> </thead> <tbody> <tr> <td>2011</td> <td>1/0</td> <td>0</td> <td>0</td> <td>0</td> <td>0</td> <td>0</td> </tr> <tr> <td><b>Car.</b></td> <td><b>1/0</b></td> <td><b>0</b></td> <td><b>0</b></td> <td><b>0</b></td> <td><b>0</b></td> <td><b>0</b></td> </tr> <tr> <td colspan="7"><b>Car. Highs:</b> Rec: 0, Yds: 0</td> </tr> </tbody> </table>	Year	GP/GS	Rec	Yds	Avg	TD	Lg	2011	1/0	0	0	0	0	0	<b>Car.</b>	<b>1/0</b>	<b>0</b>	<b>0</b>	<b>0</b>	<b>0</b>	<b>0</b>	<b>Car. Highs:</b> Rec: 0, Yds: 0						
		Year	GP/GS	Rec	Yds	Avg	TD	Lg																								
2011	1/0	0	0	0	0	0																										
<b>Car.</b>	<b>1/0</b>	<b>0</b>	<b>0</b>	<b>0</b>	<b>0</b>	<b>0</b>																										
<b>Car. Highs:</b> Rec: 0, Yds: 0																																
		<b>#36 Anthony Anderson</b> 5-11, 185, Sr.-RS, Knoxville	<ul style="list-style-type: none"> <li>Opened 2011 with a 14-yard reception vs. Montana</li> <li>Led Vols twice in receiving yards in 2010</li> <li>Started four games, including career-high 78-yards vs. UAB in 2010</li> <li>Named 2010 All-SEC Academic honoree</li> </ul>	<table border="1"> <thead> <tr> <th>Year</th> <th>GP/GS</th> <th>Rec</th> <th>Yds</th> <th>Avg</th> <th>TD</th> <th>Lg</th> </tr> </thead> <tbody> <tr> <td>2011</td> <td>1/0</td> <td>1</td> <td>14</td> <td>14.0</td> <td>0</td> <td>14</td> </tr> <tr> <td><b>Car.</b></td> <td><b>25/4</b></td> <td><b>18</b></td> <td><b>240</b></td> <td><b>13.3</b></td> <td><b>1</b></td> <td><b>72</b></td> </tr> <tr> <td colspan="7"><b>Car. Highs:</b> Rec: 4, Yds: 78, TDs: 1</td> </tr> </tbody> </table>	Year	GP/GS	Rec	Yds	Avg	TD	Lg	2011	1/0	1	14	14.0	0	14	<b>Car.</b>	<b>25/4</b>	<b>18</b>	<b>240</b>	<b>13.3</b>	<b>1</b>	<b>72</b>	<b>Car. Highs:</b> Rec: 4, Yds: 78, TDs: 1						
Year	GP/GS	Rec	Yds	Avg	TD	Lg																										
2011	1/0	1	14	14.0	0	14																										
<b>Car.</b>	<b>25/4</b>	<b>18</b>	<b>240</b>	<b>13.3</b>	<b>1</b>	<b>72</b>																										
<b>Car. Highs:</b> Rec: 4, Yds: 78, TDs: 1																																
SL		<b>#83 ZACH ROGERS</b> 6-0, 180, Jr., Nashville	<ul style="list-style-type: none"> <li>Made college debut as a reserve receiver vs. Montana</li> <li>Rivals: 4-star (No. 84 overall, No. 12 overall WR); Scout: 4-star (No. 8 WR)</li> <li>As a Sr., led Saginaw Valley League with 42 rec. for 782 yards &amp; 8 TDs</li> </ul>	<table border="1"> <thead> <tr> <th>Year</th> <th>GP/GS</th> <th>Rec</th> <th>Yds</th> <th>Avg</th> <th>TD</th> <th>Lg</th> </tr> </thead> <tbody> <tr> <td>2011</td> <td>1/0</td> <td>0</td> <td>0</td> <td>0</td> <td>0</td> <td>0</td> </tr> <tr> <td><b>Car.</b></td> <td><b>1/0</b></td> <td><b>0</b></td> <td><b>0</b></td> <td><b>0</b></td> <td><b>0</b></td> <td><b>0</b></td> </tr> <tr> <td colspan="7"><b>Car. Highs:</b> Rec: 0, Yds: 0</td> </tr> </tbody> </table>	Year	GP/GS	Rec	Yds	Avg	TD	Lg	2011	1/0	0	0	0	0	0	<b>Car.</b>	<b>1/0</b>	<b>0</b>	<b>0</b>	<b>0</b>	<b>0</b>	<b>0</b>	<b>Car. Highs:</b> Rec: 0, Yds: 0						
		Year	GP/GS	Rec	Yds	Avg	TD	Lg																								
2011	1/0	0	0	0	0	0																										
<b>Car.</b>	<b>1/0</b>	<b>0</b>	<b>0</b>	<b>0</b>	<b>0</b>	<b>0</b>																										
<b>Car. Highs:</b> Rec: 0, Yds: 0																																
		<b>#13 DeAnthony Arnett</b> 6-0, 175, Fr., Saginaw, Mich.	<ul style="list-style-type: none"> <li>First-career start at tight end for UT in opener vs. Montana, no catches</li> <li>Recorded 11 receptions for 112 yards in 2010</li> <li>Career-long 26-yard catch vs. Ole Miss &amp; personal-best 35 rec. yards.</li> <li>Began career at Oregon as 2008 signee, but transferred to College of Canyons</li> </ul>	<table border="1"> <thead> <tr> <th>Year</th> <th>GP/GS</th> <th>Rec</th> <th>Yds</th> <th>Avg</th> <th>TD</th> <th>Lg</th> </tr> </thead> <tbody> <tr> <td>2011</td> <td>1/1</td> <td>0</td> <td>0</td> <td>0.0</td> <td>0</td> <td>0</td> </tr> <tr> <td><b>Car.</b></td> <td><b>14/0</b></td> <td><b>11</b></td> <td><b>112</b></td> <td><b>10.2</b></td> <td><b>0</b></td> <td><b>26</b></td> </tr> <tr> <td colspan="7"><b>Car. Highs:</b> Rec: 3, Yds: 35, TDs: 0</td> </tr> </tbody> </table>	Year	GP/GS	Rec	Yds	Avg	TD	Lg	2011	1/1	0	0	0.0	0	0	<b>Car.</b>	<b>14/0</b>	<b>11</b>	<b>112</b>	<b>10.2</b>	<b>0</b>	<b>26</b>	<b>Car. Highs:</b> Rec: 3, Yds: 35, TDs: 0						
Year	GP/GS	Rec	Yds	Avg	TD	Lg																										
2011	1/1	0	0	0.0	0	0																										
<b>Car.</b>	<b>14/0</b>	<b>11</b>	<b>112</b>	<b>10.2</b>	<b>0</b>	<b>26</b>																										
<b>Car. Highs:</b> Rec: 3, Yds: 35, TDs: 0																																
TE		<b>#81 MYCHAL RIVERA</b> 6-3, 254, Jr.-RS, Valencia, Calif.	<ul style="list-style-type: none"> <li>Debut vs. Montana; Did not begin playing football until jr. year of HS</li> </ul>	<table border="1"> <thead> <tr> <th>Year</th> <th>GP/GS</th> <th>Rec</th> <th>Yds</th> <th>Avg</th> <th>TD</th> <th>Lg</th> </tr> </thead> <tbody> <tr> <td>2011</td> <td>1/0</td> <td>0</td> <td>0</td> <td>0</td> <td>0</td> <td>0</td> </tr> <tr> <td><b>Car.</b></td> <td><b>1/0</b></td> <td><b>0</b></td> <td><b>0</b></td> <td><b>0</b></td> <td><b>0</b></td> <td><b>0</b></td> </tr> <tr> <td colspan="7"><b>Car. Highs:</b> Rec: 0, Yds: 0</td> </tr> </tbody> </table>	Year	GP/GS	Rec	Yds	Avg	TD	Lg	2011	1/0	0	0	0	0	0	<b>Car.</b>	<b>1/0</b>	<b>0</b>	<b>0</b>	<b>0</b>	<b>0</b>	<b>0</b>	<b>Car. Highs:</b> Rec: 0, Yds: 0						
		Year	GP/GS	Rec	Yds	Avg	TD	Lg																								
2011	1/0	0	0	0	0	0																										
<b>Car.</b>	<b>1/0</b>	<b>0</b>	<b>0</b>	<b>0</b>	<b>0</b>	<b>0</b>																										
<b>Car. Highs:</b> Rec: 0, Yds: 0																																
		<b>#84 Brendan Downs, 6-5, 237, Fr.</b> <b>#88 Cameron Clear, 6-6, 265, Fr.</b>	<ul style="list-style-type: none"> <li>Debut vs. Montana; Rivals: 4-star (No. 169 overall, No. 18 OT, No. 2 in TN)</li> </ul>	<table border="1"> <thead> <tr> <th>Year</th> <th>GP/GS</th> <th>Rec</th> <th>Yds</th> <th>Avg</th> <th>TD</th> <th>Lg</th> </tr> </thead> <tbody> <tr> <td>2011</td> <td>1/0</td> <td>0</td> <td>0</td> <td>0</td> <td>0</td> <td>0</td> </tr> <tr> <td><b>Car.</b></td> <td><b>1/0</b></td> <td><b>0</b></td> <td><b>0</b></td> <td><b>0</b></td> <td><b>0</b></td> <td><b>0</b></td> </tr> <tr> <td colspan="7"><b>Car. Highs:</b> Rec: 0, Yds: 0</td> </tr> </tbody> </table>	Year	GP/GS	Rec	Yds	Avg	TD	Lg	2011	1/0	0	0	0	0	0	<b>Car.</b>	<b>1/0</b>	<b>0</b>	<b>0</b>	<b>0</b>	<b>0</b>	<b>0</b>	<b>Car. Highs:</b> Rec: 0, Yds: 0						
Year	GP/GS	Rec	Yds	Avg	TD	Lg																										
2011	1/0	0	0	0	0	0																										
<b>Car.</b>	<b>1/0</b>	<b>0</b>	<b>0</b>	<b>0</b>	<b>0</b>	<b>0</b>																										
<b>Car. Highs:</b> Rec: 0, Yds: 0																																
LT		<b>#71 DALLAS THOMAS</b> 6-5, 305, Jr.-RS, Baton Rouge, La.	<ul style="list-style-type: none"> <li>Has started 14 games in a row at left tackle including all 13 in 2010</li> <li>Only non-sophomore starting on the OL; One of three team reps at SEC Media Days</li> <li>Shared 2010 Fourth Quarter Off-Season Award, for attitude, discipline, toughness, effort &amp; team</li> <li>Helped Tauren Poole tie for SEC lead of six 100-yard rushing games</li> </ul>	<table border="1"> <thead> <tr> <th>Year</th> <th>GP/GS</th> </tr> </thead> <tbody> <tr> <td>2011</td> <td>1/1</td> </tr> <tr> <td><b>Car.</b></td> <td><b>27/14</b></td> </tr> </tbody> </table>	Year	GP/GS	2011	1/1	<b>Car.</b>	<b>27/14</b>																						
		Year	GP/GS																													
2011	1/1																															
<b>Car.</b>	<b>27/14</b>																															
		<b>#74 Antonio Richardson</b> 6-6, 325, Fr., Nashville	<ul style="list-style-type: none"> <li>Made college debut vs. Montana, playing final two series</li> <li>Rivals: 4-star (No. 74 overall, No. 7 overall OT, No. 1 in Tenn.); Scout: 4-star (No. 18 overall OT)</li> <li>ESPN: 4-star (No. 105 overall, No. 8 OT); to U.S. Army All-American Bowl; ESPNU 150 Team</li> </ul>	<table border="1"> <thead> <tr> <th>Year</th> <th>GP/GS</th> </tr> </thead> <tbody> <tr> <td>2011</td> <td>1/0</td> </tr> </tbody> </table>	Year	GP/GS	2011	1/0																								
Year	GP/GS																															
2011	1/0																															
LG		<b>#78 ALEX BULLARD</b> 6-2, 309, So.-TR, Franklin	<ul style="list-style-type: none"> <li>First career start came vs. Montana at left guard. Aided UT's 439 yards of total offense</li> <li>Earned 2011 Harvey Robinson Off-Season Award, honoring the offensive surprise of spring</li> <li>Versatile lineman can play every OL position, transferred to UT after 2 seasons at Notre Dame</li> <li>Nashville native played in three games with the Irish before coming home to Tennessee</li> </ul>	<table border="1"> <thead> <tr> <th>Year</th> <th>GP/GS</th> </tr> </thead> <tbody> <tr> <td>2011</td> <td>1/1</td> </tr> <tr> <td><b>Car.</b></td> <td><b>4/1</b></td> </tr> </tbody> </table>	Year	GP/GS	2011	1/1	<b>Car.</b>	<b>4/1</b>																						
		Year	GP/GS																													
2011	1/1																															
<b>Car.</b>	<b>4/1</b>																															
		<b>#68 Marcus Jackson</b> 6-2, 326, Fr., Vero Beach, Fla.	<ul style="list-style-type: none"> <li>Made college debut vs. Montana seeing action on the line, also played on special teams</li> <li>Enrolled in classes in January, participated in spring workouts; Under Armour All-America</li> <li>Rivals: 4-star (No. 13 overall guard, No. 51 prospect in state of Fla.)</li> </ul>	<table border="1"> <thead> <tr> <th>Year</th> <th>GP/GS</th> </tr> </thead> <tbody> <tr> <td>2011</td> <td>1/0</td> </tr> </tbody> </table>	Year	GP/GS	2011	1/0																								
Year	GP/GS																															
2011	1/0																															
C		<b>#64 JAMES STONE</b> 6-3, 308, So., Nashville	<ul style="list-style-type: none"> <li>Started vs. Montana for sixth consecutive game at center, all of Tyler Bray's starts at QB</li> <li>Earned <i>Sporting News</i> and FWAAs Freshman All-America honors in 2010, playing 12 games</li> <li>Lefty began snapping with right hand in spring</li> <li>Part of OL that was only one in NCAA FBS to start three true frosh in a game in 2010 (Memphis)</li> </ul>	<table border="1"> <thead> <tr> <th>Year</th> <th>GP/GS</th> </tr> </thead> <tbody> <tr> <td>2011</td> <td>1/1</td> </tr> <tr> <td><b>Car.</b></td> <td><b>13/9</b></td> </tr> </tbody> </table>	Year	GP/GS	2011	1/1	<b>Car.</b>	<b>13/9</b>																						
		Year	GP/GS																													
2011	1/1																															
<b>Car.</b>	<b>13/9</b>																															
		<b>#57 Mack Crowder</b> 6-2, 275, Fr., Bristol	<ul style="list-style-type: none"> <li>True freshman did not see action in opener vs. Montana</li> <li>Enrolled in classes in January and participated in spring workouts</li> <li>Rivals: 3-star (No. 14 overall C, No. 8 overall in Tenn.); Scout: 3-star (No. 9 overall C); ESPN: 3-star (No. 7 overall C)</li> </ul>	<table border="1"> <thead> <tr> <th>Year</th> <th>GP/GS</th> </tr> </thead> <tbody> <tr> <td>2011</td> <td>1/1</td> </tr> <tr> <td><b>Car.</b></td> <td><b>13/6</b></td> </tr> </tbody> </table>	Year	GP/GS	2011	1/1	<b>Car.</b>	<b>13/6</b>																						
Year	GP/GS																															
2011	1/1																															
<b>Car.</b>	<b>13/6</b>																															
RG		<b>#72 ZACH FULTON</b> 6-5, 330, So., Homewood, Ill.	<ul style="list-style-type: none"> <li>Started for third game in a row in opener vs. Montana. Has started six of last eight games</li> <li>In 2010, saw action at right guard in 12 games, including three consecutive starts beginning with the Alabama game, before missing the Mississippi contest with an ankle injury</li> <li>Younger brother of current Washington Redskins lineman Xavier Fulton</li> </ul>	<table border="1"> <thead> <tr> <th>Year</th> <th>GP/GS</th> </tr> </thead> <tbody> <tr> <td>2011</td> <td>1/1</td> </tr> <tr> <td><b>Car.</b></td> <td><b>13/6</b></td> </tr> </tbody> </table>	Year	GP/GS	2011	1/1	<b>Car.</b>	<b>13/6</b>																						
		Year	GP/GS																													
2011	1/1																															
<b>Car.</b>	<b>13/6</b>																															
		<b>#75 JerQuari Schofield</b> 6-6, 333, So.-RS, Aiken, S.C.	<ul style="list-style-type: none"> <li>Saw late minutes vs. Montana in season opener for eighth career game.</li> <li>Started in five games at left guard and saw action in seven as a freshman for Tennessee</li> <li>Started first three games at left guard before a foot injury vs. Florida forced him to miss four</li> </ul>	<table border="1"> <thead> <tr> <th>Year</th> <th>GP/GS</th> </tr> </thead> <tbody> <tr> <td>2011</td> <td>1/0</td> </tr> <tr> <td><b>Car.</b></td> <td><b>8/5</b></td> </tr> </tbody> </table>	Year	GP/GS	2011	1/0	<b>Car.</b>	<b>8/5</b>																						
Year	GP/GS																															
2011	1/0																															
<b>Car.</b>	<b>8/5</b>																															
RT		<b>#70 JA' WUAN JAMES</b> 6-6, 324, So., Suwanee, Ga.	<ul style="list-style-type: none"> <li>Has started all 14 games of his college career after starting on opening night vs. Montana</li> <li>Earned Coaches' All-SEC Freshman Team honors</li> <li>One of 10 Vols to start every game and one of just four to see action in every quarter in 2010</li> <li>Started all games at RT; Also one of seven true freshmen to play in every game last season</li> </ul>	<table border="1"> <thead> <tr> <th>Year</th> <th>GP/GS</th> </tr> </thead> <tbody> <tr> <td>2011</td> <td>1/1</td> </tr> <tr> <td><b>Car.</b></td> <td><b>14/14</b></td> </tr> </tbody> </table>	Year	GP/GS	2011	1/1	<b>Car.</b>	<b>14/14</b>																						
		Year	GP/GS																													
2011	1/1																															
<b>Car.</b>	<b>14/14</b>																															
		<b>#77 Kyler Kerbyson</b> 6-5, 305, Fr., Knoxville	<ul style="list-style-type: none"> <li>True freshman did not see action in opener vs. Montana</li> <li>Rivals: 3-star (No. 34 overall OT, No. 4 overall prospect in Tenn.); Scout: 4-star (No. 24 overall OT)</li> <li>Named Tennessee Mr. Football AAA Lineman of the Year in 2010; Earned TSWA All-State honors</li> </ul>	<table border="1"> <thead> <tr> <th>Year</th> <th>GP/GS</th> </tr> </thead> <tbody> <tr> <td>2011</td> <td>1/1</td> </tr> <tr> <td><b>Car.</b></td> <td><b>14/14</b></td> </tr> </tbody> </table>	Year	GP/GS	2011	1/1	<b>Car.</b>	<b>14/14</b>																						
Year	GP/GS																															
2011	1/1																															
<b>Car.</b>	<b>14/14</b>																															

# Depth Chart Notes (Defense)

<b>LE</b>		<b>#55 JACQUES SMITH</b> <i>Pronounced (JOCK-kwez)</i> 6-2, 255, So., Ooltewah	<ul style="list-style-type: none"> <li>In first-career start had 4 tackles with 2 TFLs for 7 yards vs. Montana</li> <li>Earned Coaches' All-SEC Freshman Team honors</li> <li>One of seven true freshmen to play in every game for UT in 2010</li> <li>Ranked fourth among UT's defensive linemen with 24 tackles in 2010</li> </ul>	<table border="1"> <thead> <tr> <th>Year</th> <th>GP/GS</th> <th>Tkl</th> <th>TFL/Yds</th> <th>Sacks/Yds</th> </tr> </thead> <tbody> <tr> <td>2011</td> <td>1/1</td> <td>4</td> <td>2/7</td> <td>0/0</td> </tr> <tr> <td><b>Career</b></td> <td><b>14/2</b></td> <td><b>28</b></td> <td><b>7/25</b></td> <td><b>2/7</b></td> </tr> <tr> <td colspan="5"><b>Car. Highs:</b> Tackles: 5, QB Hurries: 2</td> </tr> </tbody> </table>	Year	GP/GS	Tkl	TFL/Yds	Sacks/Yds	2011	1/1	4	2/7	0/0	<b>Career</b>	<b>14/2</b>	<b>28</b>	<b>7/25</b>	<b>2/7</b>	<b>Car. Highs:</b> Tackles: 5, QB Hurries: 2				
	Year	GP/GS	Tkl	TFL/Yds	Sacks/Yds																			
2011	1/1	4	2/7	0/0																				
<b>Career</b>	<b>14/2</b>	<b>28</b>	<b>7/25</b>	<b>2/7</b>																				
<b>Car. Highs:</b> Tackles: 5, QB Hurries: 2																								
		<b>#86 Willie Bohannon</b> 6-2, 254, Jr.-RS, Mobile, Ala.	<ul style="list-style-type: none"> <li>Reserve lineman had two tackles in opener vs. Montana</li> <li>Shared 2011 Fourth Quarter Off-Season Award, presented for attitude, discipline, toughness, effort &amp; team</li> </ul>	<table border="1"> <thead> <tr> <th>Year</th> <th>GP/GS</th> <th>Tkl</th> <th>TFL/Yds</th> <th>Sacks/Yds</th> </tr> </thead> <tbody> <tr> <td>2011</td> <td>1/0</td> <td>2</td> <td>0/0</td> <td>0/0</td> </tr> <tr> <td><b>Career</b></td> <td><b>25/1</b></td> <td><b>25</b></td> <td><b>5.5/29</b></td> <td><b>3/19</b></td> </tr> </tbody> </table>	Year	GP/GS	Tkl	TFL/Yds	Sacks/Yds	2011	1/0	2	0/0	0/0	<b>Career</b>	<b>25/1</b>	<b>25</b>	<b>5.5/29</b>	<b>3/19</b>					
Year	GP/GS	Tkl	TFL/Yds	Sacks/Yds																				
2011	1/0	2	0/0	0/0																				
<b>Career</b>	<b>25/1</b>	<b>25</b>	<b>5.5/29</b>	<b>3/19</b>																				
<b>DT</b>		<b>#97 MALIK JACKSON</b> 6-5, 270, Sr.-TR, Northridge, Calif.	<ul style="list-style-type: none"> <li>Opened 2011 with three tackles and a QB Hurry vs. Montana</li> <li>On three preseason award watch lists for Lombardi, Outland, Nagurski</li> <li>Earned Coaches and Media All-SEC First Team honors</li> <li>Led team with 11 tackles for loss &amp; was second with five sacks in 2010</li> </ul>	<table border="1"> <thead> <tr> <th>Year</th> <th>GP/GS</th> <th>Tkl</th> <th>TFL/Yds</th> <th>Sacks/Yds</th> </tr> </thead> <tbody> <tr> <td>2011</td> <td>1/1</td> <td>3</td> <td>0/0</td> <td>0/0</td> </tr> <tr> <td><b>Career</b></td> <td><b>35/13</b></td> <td><b>73</b></td> <td><b>16.5/72</b></td> <td><b>10.5/58</b></td> </tr> <tr> <td colspan="5"><b>Car. Highs:</b> Tackles: 8, Sacks: 2, TFLs: 3</td> </tr> </tbody> </table>	Year	GP/GS	Tkl	TFL/Yds	Sacks/Yds	2011	1/1	3	0/0	0/0	<b>Career</b>	<b>35/13</b>	<b>73</b>	<b>16.5/72</b>	<b>10.5/58</b>	<b>Car. Highs:</b> Tackles: 8, Sacks: 2, TFLs: 3				
	Year	GP/GS	Tkl	TFL/Yds	Sacks/Yds																			
2011	1/1	3	0/0	0/0																				
<b>Career</b>	<b>35/13</b>	<b>73</b>	<b>16.5/72</b>	<b>10.5/58</b>																				
<b>Car. Highs:</b> Tackles: 8, Sacks: 2, TFLs: 3																								
		<b>#80 Corey Miller</b> 6-3, 265, So., Wellford, S.C.	<ul style="list-style-type: none"> <li>Two tackles in opener vs. Montana, 14th career college game</li> <li>One of seven true freshman to play in every game for UT in 2010</li> <li>Started 1st career game at DT vs. Oregon (9/11/10), had pair of tackles</li> </ul>	<table border="1"> <thead> <tr> <th>Year</th> <th>GP/GS</th> <th>Tkl</th> <th>TFL/Yds</th> <th>Sacks/Yds</th> </tr> </thead> <tbody> <tr> <td>2011</td> <td>1/0</td> <td>2</td> <td>0/0</td> <td>0/0</td> </tr> <tr> <td><b>Career</b></td> <td><b>14/2</b></td> <td><b>15</b></td> <td><b>2/8</b></td> <td><b>1/6</b></td> </tr> </tbody> </table>	Year	GP/GS	Tkl	TFL/Yds	Sacks/Yds	2011	1/0	2	0/0	0/0	<b>Career</b>	<b>14/2</b>	<b>15</b>	<b>2/8</b>	<b>1/6</b>					
Year	GP/GS	Tkl	TFL/Yds	Sacks/Yds																				
2011	1/0	2	0/0	0/0																				
<b>Career</b>	<b>14/2</b>	<b>15</b>	<b>2/8</b>	<b>1/6</b>																				
<b>NT</b>		<b>#76 DANIEL HOOD</b> 6-4, 293, So.-RS, Knoxville	<ul style="list-style-type: none"> <li>First career start came vs. Montana, made one tackle from nose</li> <li>Switched to the DL after spending freshman season as an OL</li> <li>Named UT's def. surprise of spring, earning the Spiva Off-Season Award</li> <li>Played in six games as a redshirt freshman on OL, including last five</li> </ul>	<table border="1"> <thead> <tr> <th>Year</th> <th>GP/GS</th> <th>Tkl</th> <th>TFL/Yds</th> <th>Sacks/Yds</th> </tr> </thead> <tbody> <tr> <td>2011</td> <td>1/1</td> <td>1</td> <td>0/0</td> <td>0/0</td> </tr> <tr> <td><b>Career</b></td> <td><b>7/1</b></td> <td><b>1</b></td> <td><b>0/0</b></td> <td><b>0/0</b></td> </tr> <tr> <td colspan="5"><b>Car. Highs:</b> Tackles: 1</td> </tr> </tbody> </table>	Year	GP/GS	Tkl	TFL/Yds	Sacks/Yds	2011	1/1	1	0/0	0/0	<b>Career</b>	<b>7/1</b>	<b>1</b>	<b>0/0</b>	<b>0/0</b>	<b>Car. Highs:</b> Tackles: 1				
	Year	GP/GS	Tkl	TFL/Yds	Sacks/Yds																			
2011	1/1	1	0/0	0/0																				
<b>Career</b>	<b>7/1</b>	<b>1</b>	<b>0/0</b>	<b>0/0</b>																				
<b>Car. Highs:</b> Tackles: 1																								
		<b>#44 Maurice Couch</b> , 6-2, 305, So.-JC <b>#65 Joseph Ayres</b> , 6-3, 280, So.-RS	<ul style="list-style-type: none"> <li>JUCO All-American at Garden City (Kan.); 45 tackles, 12 TFL, 3 sacks</li> <li>13 tackles in 12 games for UT in 2010, career-best 4 at Memphis</li> </ul>	<table border="1"> <thead> <tr> <th>Year</th> <th>GP/GS</th> <th>Tkl</th> <th>TFL/Yds</th> <th>Sacks/Yds</th> </tr> </thead> <tbody> <tr> <td>2011</td> <td>1/0</td> <td>1</td> <td>0/0</td> <td>0/0</td> </tr> <tr> <td>2011</td> <td>1/0</td> <td>3</td> <td>0/0</td> <td>0/0</td> </tr> </tbody> </table>	Year	GP/GS	Tkl	TFL/Yds	Sacks/Yds	2011	1/0	1	0/0	0/0	2011	1/0	3	0/0	0/0					
Year	GP/GS	Tkl	TFL/Yds	Sacks/Yds																				
2011	1/0	1	0/0	0/0																				
2011	1/0	3	0/0	0/0																				
<b>RE</b>		<b>#99 BEN MARTIN</b> 6-4, 265, Sr.-RS, Cincinnati, Ohio	<ul style="list-style-type: none"> <li>Returned to action vs. Montana after redshirt yr. w/ pair of torn Achilles injuries. Suffered 1st injury in Aug. 2010, then Feb. 2011 to other leg</li> <li>In 2009, compiled 3½ sacks for minus-32 yards; Started final 11 games</li> <li>Only member of team to have played as far back as 2007 season</li> </ul>	<table border="1"> <thead> <tr> <th>Year</th> <th>GP/GS</th> <th>Tkl</th> <th>TFL/Yds</th> <th>Sacks/Yds</th> </tr> </thead> <tbody> <tr> <td>2011</td> <td>1/1</td> <td>2</td> <td>0/0</td> <td>0/0</td> </tr> <tr> <td><b>Car.</b></td> <td><b>34/12</b></td> <td><b>65</b></td> <td><b>4.5/35</b></td> <td><b>6.5/42</b></td> </tr> <tr> <td colspan="5"><b>Car. Highs:</b> Tackles: 7, Sacks: 1, TFLs: 1</td> </tr> </tbody> </table>	Year	GP/GS	Tkl	TFL/Yds	Sacks/Yds	2011	1/1	2	0/0	0/0	<b>Car.</b>	<b>34/12</b>	<b>65</b>	<b>4.5/35</b>	<b>6.5/42</b>	<b>Car. Highs:</b> Tackles: 7, Sacks: 1, TFLs: 1				
	Year	GP/GS	Tkl	TFL/Yds	Sacks/Yds																			
2011	1/1	2	0/0	0/0																				
<b>Car.</b>	<b>34/12</b>	<b>65</b>	<b>4.5/35</b>	<b>6.5/42</b>																				
<b>Car. Highs:</b> Tackles: 7, Sacks: 1, TFLs: 1																								
		<b>#58 Marlon Walls</b> 6-2, 281, So.-RS	<ul style="list-style-type: none"> <li>Career-high 4 tackles vs. Montana in return from redshirt yr. (Achilles)</li> <li>Missed most of fall camp but still saw action at defensive tackle spot in seven games as frosh, including Chick-fil-A Bowl against Virginia Tech</li> </ul>	<table border="1"> <thead> <tr> <th>Year</th> <th>GP/GS</th> <th>Tkl</th> <th>TFL/Yds</th> <th>Sacks/Yds</th> </tr> </thead> <tbody> <tr> <td>2011</td> <td>1/0</td> <td>4</td> <td>0.5/1</td> <td>0/0</td> </tr> <tr> <td><b>Career</b></td> <td><b>8/0</b></td> <td><b>6</b></td> <td><b>0.5/1</b></td> <td><b>0/0</b></td> </tr> <tr> <td colspan="5"><b>Car. Highs:</b> Tackles: 2, TFLs: 0.5</td> </tr> </tbody> </table>	Year	GP/GS	Tkl	TFL/Yds	Sacks/Yds	2011	1/0	4	0.5/1	0/0	<b>Career</b>	<b>8/0</b>	<b>6</b>	<b>0.5/1</b>	<b>0/0</b>	<b>Car. Highs:</b> Tackles: 2, TFLs: 0.5				
Year	GP/GS	Tkl	TFL/Yds	Sacks/Yds																				
2011	1/0	4	0.5/1	0/0																				
<b>Career</b>	<b>8/0</b>	<b>6</b>	<b>0.5/1</b>	<b>0/0</b>																				
<b>Car. Highs:</b> Tackles: 2, TFLs: 0.5																								
<b>SLB</b>		<b>#56 CURT MAGGITT</b> <i>Pronounced (muh-JITT)</i> 6-3, 215, Fr., W. Palm Beach, Fla.	<ul style="list-style-type: none"> <li>In college debut made three tackles vs. Montana</li> <li>Believed to be first true frosh along with A.J. Johnson to start at LB for UT in a season opener</li> <li>Rivals: 4-star (No. 12 overall OLB, No. 31 overall in Fla.)</li> </ul>	<table border="1"> <thead> <tr> <th>Year</th> <th>GP/GS</th> <th>Tkl</th> <th>TFL/Yds</th> <th>Sacks/Yds</th> </tr> </thead> <tbody> <tr> <td>2011</td> <td>1/1</td> <td>3</td> <td>0/0</td> <td>0/0</td> </tr> <tr> <td colspan="5"><b>Car. Highs:</b> Tackles: 3</td> </tr> </tbody> </table>	Year	GP/GS	Tkl	TFL/Yds	Sacks/Yds	2011	1/1	3	0/0	0/0	<b>Car. Highs:</b> Tackles: 3									
	Year	GP/GS	Tkl	TFL/Yds	Sacks/Yds																			
2011	1/1	3	0/0	0/0																				
<b>Car. Highs:</b> Tackles: 3																								
		<b>#9 Daryl Vereen</b> , 5-11, 215, Sr.-RS <b>#41 Dontavis Sapp</b> , 6-2, 219, So.	<ul style="list-style-type: none"> <li>Career-high six tackles, which led UT in opener vs. Montana</li> <li>Shared Stucky Hard Knox Award for off-season physical &amp; mental conditioning</li> <li>Former DB moved to LB. Played final 11 games of 2010 as True Frosh</li> </ul>	<table border="1"> <thead> <tr> <th>Year</th> <th>GP/GS</th> <th>Tkl</th> <th>TFL/Yds</th> <th>Sacks/Yds</th> </tr> </thead> <tbody> <tr> <td>2011</td> <td>1/0</td> <td>6</td> <td>0/0</td> <td>0/0</td> </tr> <tr> <td><b>Year</b></td> <td><b>GP/GS</b></td> <td><b>Tkl</b></td> <td><b>TFL/Yds</b></td> <td><b>Sacks/Yds</b></td> </tr> <tr> <td>2011</td> <td>1/0</td> <td>2</td> <td>0/0</td> <td>0/0</td> </tr> </tbody> </table>	Year	GP/GS	Tkl	TFL/Yds	Sacks/Yds	2011	1/0	6	0/0	0/0	<b>Year</b>	<b>GP/GS</b>	<b>Tkl</b>	<b>TFL/Yds</b>	<b>Sacks/Yds</b>	2011	1/0	2	0/0	0/0
Year	GP/GS	Tkl	TFL/Yds	Sacks/Yds																				
2011	1/0	6	0/0	0/0																				
<b>Year</b>	<b>GP/GS</b>	<b>Tkl</b>	<b>TFL/Yds</b>	<b>Sacks/Yds</b>																				
2011	1/0	2	0/0	0/0																				
<b>MLB</b>		<b>#40 AUSTIN JOHNSON</b> 6-2, 240, Sr., Hickory, N.C.	<ul style="list-style-type: none"> <li>First-career start came in opener vs. Montana, made four tackles</li> <li>Senior was fourth among UT LB with 44 tackles in first yr at LB in 2010</li> <li>One of four Vols to see action in every single quarter last season.</li> <li>Shared Stucky Hard Knox Award for off-season physical &amp; mental conditioning</li> </ul>	<table border="1"> <thead> <tr> <th>Year</th> <th>GP/GS</th> <th>Tkl</th> <th>TFL/Yds</th> <th>Sacks/Yds</th> </tr> </thead> <tbody> <tr> <td>2011</td> <td>1/1</td> <td>4</td> <td>0.5/0</td> <td>0/0</td> </tr> <tr> <td><b>Career</b></td> <td><b>26/1</b></td> <td><b>48</b></td> <td><b>4.0/12</b></td> <td><b>0/0</b></td> </tr> <tr> <td colspan="5"><b>Car. Highs:</b> Tackles: 9, TFLs: 1.5</td> </tr> </tbody> </table>	Year	GP/GS	Tkl	TFL/Yds	Sacks/Yds	2011	1/1	4	0.5/0	0/0	<b>Career</b>	<b>26/1</b>	<b>48</b>	<b>4.0/12</b>	<b>0/0</b>	<b>Car. Highs:</b> Tackles: 9, TFLs: 1.5				
	Year	GP/GS	Tkl	TFL/Yds	Sacks/Yds																			
2011	1/1	4	0.5/0	0/0																				
<b>Career</b>	<b>26/1</b>	<b>48</b>	<b>4.0/12</b>	<b>0/0</b>																				
<b>Car. Highs:</b> Tackles: 9, TFLs: 1.5																								
		<b>#47 John Propst</b> 6-0, 225, So., Hoover, Ala.	<ul style="list-style-type: none"> <li>Made three tackles and had a 0.5 TFL in opener vs. Montana</li> <li>2010 Coaches All-SEC Freshman Team selection</li> <li>Recorded 14 tackles in 11 games in 2010, season-high six at Georgia</li> </ul>	<table border="1"> <thead> <tr> <th>Year</th> <th>GP/GS</th> <th>Tkl</th> <th>TFL/Yds</th> <th>Sacks/Yds</th> </tr> </thead> <tbody> <tr> <td>2011</td> <td>1/0</td> <td>3</td> <td>0.5/2</td> <td>0/0</td> </tr> <tr> <td><b>Career</b></td> <td><b>12/0</b></td> <td><b>17</b></td> <td><b>1.5/3</b></td> <td><b>0/0</b></td> </tr> <tr> <td colspan="5"><b>Car. Highs:</b> Tackles: 6, TFLs: 1</td> </tr> </tbody> </table>	Year	GP/GS	Tkl	TFL/Yds	Sacks/Yds	2011	1/0	3	0.5/2	0/0	<b>Career</b>	<b>12/0</b>	<b>17</b>	<b>1.5/3</b>	<b>0/0</b>	<b>Car. Highs:</b> Tackles: 6, TFLs: 1				
Year	GP/GS	Tkl	TFL/Yds	Sacks/Yds																				
2011	1/0	3	0.5/2	0/0																				
<b>Career</b>	<b>12/0</b>	<b>17</b>	<b>1.5/3</b>	<b>0/0</b>																				
<b>Car. Highs:</b> Tackles: 6, TFLs: 1																								
<b>WLB</b>		<b>#45 A.J. JOHNSON</b> 6-2, 245, Fr., Gainesville, Ga.	<ul style="list-style-type: none"> <li>Three tackles and 0.5 TFL in start in first college game vs. Montana</li> <li>Along with C. Maggitt, believed to be first true frosh to start at LB for UT in a season opener</li> <li>Rivals: 4-star (No. 136 overall, No. 8 overall ILB, No. 12 overall prospect)</li> </ul>	<table border="1"> <thead> <tr> <th>Year</th> <th>GP/GS</th> <th>Tkl</th> <th>TFL/Yds</th> <th>Sacks/Yds</th> </tr> </thead> <tbody> <tr> <td>2011</td> <td>1/1</td> <td>3</td> <td>0.5/0</td> <td>0/0</td> </tr> <tr> <td colspan="5"><b>Car. Highs:</b> Tackles: 3</td> </tr> </tbody> </table>	Year	GP/GS	Tkl	TFL/Yds	Sacks/Yds	2011	1/1	3	0.5/0	0/0	<b>Car. Highs:</b> Tackles: 3									
	Year	GP/GS	Tkl	TFL/Yds	Sacks/Yds																			
2011	1/1	3	0.5/0	0/0																				
<b>Car. Highs:</b> Tackles: 3																								
		<b>#30 Shane Reveiz</b> 5-10, 225, Sr.-RS, Farragut	<ul style="list-style-type: none"> <li>Former walk-on, who earned scholarship for senior year</li> <li>Played in special teams and back-up LB over last three seasons</li> <li>Brother Nick played for Vols from 2007-10; Dad Fuad spent 11 years in NFL</li> </ul>	<table border="1"> <thead> <tr> <th>Year</th> <th>GP/GS</th> <th>Tkl</th> <th>TFL/Yds</th> <th>Sacks/Yds</th> </tr> </thead> <tbody> <tr> <td>2011</td> <td>1/0</td> <td>0</td> <td>0/0</td> <td>0/0</td> </tr> <tr> <td><b>Career</b></td> <td><b>18/0</b></td> <td><b>10</b></td> <td><b>0/0</b></td> <td><b>0/0</b></td> </tr> <tr> <td colspan="5"><b>Car. Highs:</b> Tackles: 4</td> </tr> </tbody> </table>	Year	GP/GS	Tkl	TFL/Yds	Sacks/Yds	2011	1/0	0	0/0	0/0	<b>Career</b>	<b>18/0</b>	<b>10</b>	<b>0/0</b>	<b>0/0</b>	<b>Car. Highs:</b> Tackles: 4				
Year	GP/GS	Tkl	TFL/Yds	Sacks/Yds																				
2011	1/0	0	0/0	0/0																				
<b>Career</b>	<b>18/0</b>	<b>10</b>	<b>0/0</b>	<b>0/0</b>																				
<b>Car. Highs:</b> Tackles: 4																								
<b>LCB</b>		<b>#27 JUSTIN COLEMAN</b> 5-10, 183, Fr., Brunswick, Ga.	<ul style="list-style-type: none"> <li>First true Fr. DB to start for UT since E. Berry (2007), had a PBU vs. Mont.</li> <li>Enrolled in classes in January and participated in spring workouts</li> <li>Registered 92 tackles and five INTs as a senior in high school</li> <li>Rivals: 4-star (No. 17 overall CB, No. 16 overall prospect in Georgia)</li> </ul>	<table border="1"> <thead> <tr> <th>Year</th> <th>GP/GS</th> <th>Tkl</th> <th>PD</th> <th>INT/Yds</th> </tr> </thead> <tbody> <tr> <td>2011</td> <td>1/1</td> <td>0</td> <td>1</td> <td>0/0</td> </tr> <tr> <td colspan="5"><b>Car. Highs:</b> PD: 1</td> </tr> </tbody> </table>	Year	GP/GS	Tkl	PD	INT/Yds	2011	1/1	0	1	0/0	<b>Car. Highs:</b> PD: 1									
	Year	GP/GS	Tkl	PD	INT/Yds																			
2011	1/1	0	1	0/0																				
<b>Car. Highs:</b> PD: 1																								
		<b>#18 Izauea Lanier</b> ( <i>Eye-ZAY-uh</i> ) 6-1, 190, So.-RS, Gordo, Ala.	<ul style="list-style-type: none"> <li>UT debut vs. Montana played in DB packages and special teams</li> <li>Rivals: 4-star (No. 16 overall junior college prospect); Scout: 3-star</li> <li>JUCO All-America, All-Conference and All-Region honors at E. Miss.</li> </ul>	<table border="1"> <thead> <tr> <th>Year</th> <th>GP/GS</th> <th>Tkl</th> <th>PD</th> <th>INT/Yds</th> </tr> </thead> <tbody> <tr> <td>2011</td> <td>1/0</td> <td>0</td> <td>0</td> <td>0/0</td> </tr> <tr> <td colspan="5"><b>Car. Highs:</b> 0</td> </tr> </tbody> </table>	Year	GP/GS	Tkl	PD	INT/Yds	2011	1/0	0	0	0/0	<b>Car. Highs:</b> 0									
Year	GP/GS	Tkl	PD	INT/Yds																				
2011	1/0	0	0	0/0																				
<b>Car. Highs:</b> 0																								
<b>SS</b>		<b>#17 BRENT BREWER</b> 6-1, 215, So., Tyrone, Ga.	<ul style="list-style-type: none"> <li>Started seven games in a row, had three tackles vs. Montana</li> <li>Started the last six games at safety and saw action in all 13 in 2010</li> <li>One of seven true freshmen to play in every game for UT (30 tackles)</li> <li>Spent four years in minor league baseball with Milwaukee Brewers</li> </ul>	<table border="1"> <thead> <tr> <th>Year</th> <th>GP/GS</th> <th>Tkl</th> <th>PD</th> <th>INT/Yds</th> </tr> </thead> <tbody> <tr> <td>2011</td> <td>1/1</td> <td>3</td> <td>0</td> <td>0/0</td> </tr> <tr> <td><b>Career</b></td> <td><b>14/7</b></td> <td><b>33</b></td> <td><b>3</b></td> <td><b>0/0</b></td> </tr> <tr> <td colspan="5"><b>Car. Highs:</b> Tackles: 8, PD: 1</td> </tr> </tbody> </table>	Year	GP/GS	Tkl	PD	INT/Yds	2011	1/1	3	0	0/0	<b>Career</b>	<b>14/7</b>	<b>33</b>	<b>3</b>	<b>0/0</b>	<b>Car. Highs:</b> Tackles: 8, PD: 1				
	Year	GP/GS	Tkl	PD	INT/Yds																			
2011	1/1	3	0	0/0																				
<b>Career</b>	<b>14/7</b>	<b>33</b>	<b>3</b>	<b>0/0</b>																				
<b>Car. Highs:</b> Tackles: 8, PD: 1																								
		<b>#22 Rod Wilks</b> 6-0, 214, Jr.-RS, Smyrna	<ul style="list-style-type: none"> <li>Career-high four tackles including a TFL in opener vs. Montana</li> <li>Former wide receiver played in four games in the secondary in 2010</li> <li>Played both offense and defense in 2009, making 33-yard catch</li> </ul>	<table border="1"> <thead> <tr> <th>Year</th> <th>GP/GS</th> <th>Tkl</th> <th>TFL/Yds</th> <th>Sacks/Yds</th> </tr> </thead> <tbody> <tr> <td>2011</td> <td>1/0</td> <td>4</td> <td>0.5/1</td> <td>0/0</td> </tr> <tr> <td><b>Career</b></td> <td><b>18/0</b></td> <td><b>6</b></td> <td><b>0.5/1</b></td> <td><b>0/0</b></td> </tr> <tr> <td colspan="5"><b>Car. Highs:</b> Tackles: 2, TFL: 0.5</td> </tr> </tbody> </table>	Year	GP/GS	Tkl	TFL/Yds	Sacks/Yds	2011	1/0	4	0.5/1	0/0	<b>Career</b>	<b>18/0</b>	<b>6</b>	<b>0.5/1</b>	<b>0/0</b>	<b>Car. Highs:</b> Tackles: 2, TFL: 0.5				
Year	GP/GS	Tkl	TFL/Yds	Sacks/Yds																				
2011	1/0	4	0.5/1	0/0																				
<b>Career</b>	<b>18/0</b>	<b>6</b>	<b>0.5/1</b>	<b>0/0</b>																				
<b>Car. Highs:</b> Tackles: 2, TFL: 0.5																								
<b>FS</b>		<b>#23 PRENTISS WAGGNER</b> 6-2, 185, Jr.-RS, Clinton, La.	<ul style="list-style-type: none"> <li>Started 14 games in a row in opener vs. Montana had two tackles</li> <li>Named to Preseason Watch List for Thorpe, Bednarik, Nagurski, Lott</li> <li>2011 Preseason Media All-SEC Second Team selection</li> <li>Coaches All-SEC Second Team honoree in 2010</li> </ul>	<table border="1"> <thead> <tr> <th>Year</th> <th>GP/GS</th> <th>Tkl</th> <th>PD</th> <th>INT/Yds</th> </tr> </thead> <tbody> <tr> <td>2011</td> <td>1/1</td> <td>2</td> <td>1</td> <td>0/0</td> </tr> <tr> <td><b>Career</b></td> <td><b>27/16</b></td> <td><b>65</b></td> <td><b>10</b></td> <td><b>5/73</b></td> </tr> <tr> <td colspan="5"><b>Car. Highs:</b> Tackles: 8, INT: 1, PD: 2</td> </tr> </tbody> </table>	Year	GP/GS	Tkl	PD	INT/Yds	2011	1/1	2	1	0/0	<b>Career</b>	<b>27/16</b>	<b>65</b>	<b>10</b>	<b>5/73</b>	<b>Car. Highs:</b> Tackles: 8, INT: 1, PD: 2				
	Year	GP/GS	Tkl	PD	INT/Yds																			
2011	1/1	2	1	0/0																				
<b>Career</b>	<b>27/16</b>	<b>65</b>	<b>10</b>	<b>5/73</b>																				
<b>Car. Highs:</b> Tackles: 8, INT: 1, PD: 2																								
		<b>#37 Brian Randolph</b> 6-0, 190, Fr., Kennesaw, Ga.	<ul style="list-style-type: none"> <li>One of 12 true freshmen to debut vs. Montana, had a tackle</li> <li>Rivals: 3-star (No. 32 overall safety, No. 29 overall prospect in Ga.)</li> <li>Scout: 3-star (No. 42 overall safety), ESPN: 3-star (No. 32 overall safety)</li> </ul>	<table border="1"> <thead> <tr> <th>Year</th> <th>GP/GS</th> <th>Tkl</th> <th>PD</th> <th>INT/Yds</th> </tr> </thead> <tbody> <tr> <td>2011</td> <td>1/0</td> <td>1</td> <td>0</td> <td>0/0</td> </tr> <tr> <td colspan="5"><b>Car. Highs:</b> Tackles: 1</td> </tr> </tbody> </table>	Year	GP/GS	Tkl	PD	INT/Yds	2011	1/0	1	0	0/0	<b>Car. Highs:</b> Tackles: 1									
Year	GP/GS	Tkl	PD	INT/Yds																				
2011	1/0	1	0	0/0																				
<b>Car. Highs:</b> Tackles: 1																								
<b>RCB</b>		<b>#10 MARSALISTEAGUE</b> 5-10, 185, Jr., Paris	<ul style="list-style-type: none"> <li>Started third game in a row, first at right corner vs. Montana (3 tkl)</li> <li>Recovered first career fumble against the Grizzlies</li> <li>In 2010: 11 games, started 8 at CB after playing freshman season at WR</li> <li>Fourth among the UT secondary and 8th overall with 46 tackles in '10</li> </ul>	<table border="1"> <thead> <tr> <th>Year</th> <th>GP/GS</th> <th>Tkl</th> <th>PD</th> <th>INT/Yds</th> </tr> </thead> <tbody> <tr> <td>2011</td> <td>1/1</td> <td>3</td> <td>0</td> <td>0/0</td> </tr> <tr> <td><b>Career</b></td> <td><b>25/14</b></td> <td><b>51</b></td> <td><b>8</b></td> <td><b>0/0</b></td> </tr> <tr> <td colspan="5"><b>Car. Highs:</b> Tackles: 11, PD: 3</td> </tr> </tbody> </table>	Year	GP/GS	Tkl	PD	INT/Yds	2011	1/1	3	0	0/0	<b>Career</b>	<b>25/14</b>	<b>51</b>	<b>8</b>	<b>0/0</b>	<b>Car. Highs:</b> Tackles: 11, PD: 3				
	Year	GP/GS	Tkl	PD	INT/Yds																			
2011	1/1	3	0	0/0																				
<b>Career</b>	<b>25/14</b>	<b>51</b>	<b>8</b>	<b>0/0</b>																				
<b>Car. Highs:</b> Tackles: 11, PD: 3																								
		<b>#25 Art Evans</b> 5-11, 180, Sr.-RS, Lakeland, Fla.	<ul style="list-style-type: none"> <li>First career INT for a 37-yard TD return vs. Montana in season opener</li> <li>Played in 7 games (6 starts), before final 6 games (violation of team rules)</li> <li>Notched a career-high eight tackles at LSU in 2010</li> </ul>	<table border="1"> <thead> <tr> <th>Year</th> <th>GP/GS</th> <th>Tkl</th> <th>PD</th> <th>INT/Yds</th> </tr> </thead> <tbody> <tr> <td>2011</td> <td>1/0</td> <td>3</td> <td>1</td> <td>1/37</td> </tr> <tr> <td><b>Career</b></td> <td><b>30/19</b></td> <td><b>63</b></td> <td><b>5</b></td> <td><b>1/37</b></td> </tr> <tr> <td colspan="5"><b>Car. Highs:</b> Tackles: 8, INT: 1, PD: 1</td> </tr> </tbody> </table>	Year	GP/GS	Tkl	PD	INT/Yds	2011	1/0	3	1	1/37	<b>Career</b>	<b>30/19</b>	<b>63</b>	<b>5</b>	<b>1/37</b>	<b>Car. Highs:</b> Tackles: 8, INT: 1, PD: 1				
Year	GP/GS	Tkl	PD	INT/Yds																				
2011	1/0	3	1	1/37																				
<b>Career</b>	<b>30/19</b>	<b>63</b>	<b>5</b>	<b>1/37</b>																				
<b>Car. Highs:</b> Tackles: 8, INT: 1, PD: 1																								













# Depth Chart Notes (Specialists)

<b>P</b>		<b>#5 MATT DARR</b> 6-1, 221, Fr.-RS, Bakersfield, Calif.	<ul style="list-style-type: none"> <li>In debut, punted twice for 34.0 average, long of 37 vs. Montana</li> <li>Redshirted in 2010, will see time as starting punter in 2011.</li> <li>Played in U.S. Army All-American Bowl; MaxPreps All-America 1st team</li> <li>Rated as nation's No. 1 punting prospect by punting expert Chris Sailer</li> </ul>	<table border="1"> <thead> <tr> <th>Year</th> <th>GP/GS</th> <th>Punts</th> <th>Yds</th> <th>Avg</th> <th>I-20</th> </tr> </thead> <tbody> <tr> <td>2011</td> <td>1/1</td> <td>2</td> <td>68</td> <td>34.0</td> <td>0</td> </tr> <tr> <td colspan="6"><b>Car. Highs:</b> Punts: 2, Yds: 68, Long: 37</td> </tr> </tbody> </table>	Year	GP/GS	Punts	Yds	Avg	I-20	2011	1/1	2	68	34.0	0	<b>Car. Highs:</b> Punts: 2, Yds: 68, Long: 37											
	Year	GP/GS	Punts	Yds	Avg	I-20																						
2011	1/1	2	68	34.0	0																							
<b>Car. Highs:</b> Punts: 2, Yds: 68, Long: 37																												
		<b>#1 Michael Palardy</b> 5-11, 176, So., Coral Springs, Fla.	<ul style="list-style-type: none"> <li>Punted twice in opener vs. Montana for 40.5 average, long of 44</li> <li>Left-footer punted four times with an average of 39.2 yards per in 2010</li> <li>Punted for 47.0 average as a senior at St. Thomas Aquinas H.S.</li> </ul>	<table border="1"> <thead> <tr> <th>Year</th> <th>GP/GS</th> <th>Punts</th> <th>Yds</th> <th>Avg</th> <th>I-20</th> </tr> </thead> <tbody> <tr> <td>2011</td> <td>1/0</td> <td>2</td> <td>81</td> <td>40.5</td> <td>0</td> </tr> <tr> <td><b>Car.</b></td> <td><b>11/0</b></td> <td><b>6</b></td> <td><b>238</b></td> <td><b>39.7</b></td> <td><b>0</b></td> </tr> <tr> <td colspan="6"><b>Car Highs:</b> Punts: 3, Long 51</td> </tr> </tbody> </table>	Year	GP/GS	Punts	Yds	Avg	I-20	2011	1/0	2	81	40.5	0	<b>Car.</b>	<b>11/0</b>	<b>6</b>	<b>238</b>	<b>39.7</b>	<b>0</b>	<b>Car Highs:</b> Punts: 3, Long 51					
Year	GP/GS	Punts	Yds	Avg	I-20																							
2011	1/0	2	81	40.5	0																							
<b>Car.</b>	<b>11/0</b>	<b>6</b>	<b>238</b>	<b>39.7</b>	<b>0</b>																							
<b>Car Highs:</b> Punts: 3, Long 51																												
<b>PK</b>		<b>#1 MICHAEL PALARDY</b> 5-11, 176, So., Coral Springs, Fla.	<ul style="list-style-type: none"> <li>Kicked six PATs in opener vs. Montana</li> <li>Tied for third in UT annals for season field goal percentage (.714) with minimum five made (5-of-7) in 2010</li> <li>Converted 13-of-14 PATs as a true freshman in 2010</li> <li>Spent freshman season at Austin Peay in 2007</li> <li>Redshirted at UT in 2008, spent last two seasons as squad member.</li> <li>Changed from No. 47 to No. 15 just prior to 2011 season</li> </ul>	<table border="1"> <thead> <tr> <th>Year</th> <th>FGA/FGM</th> <th>Pct.</th> <th>PATs</th> <th>Long</th> </tr> </thead> <tbody> <tr> <td>2011</td> <td>0/0</td> <td>0.0</td> <td>6/6</td> <td>-</td> </tr> <tr> <td><b>Career</b></td> <td><b>5/7</b></td> <td><b>71.4</b></td> <td><b>19/20</b></td> <td><b>39</b></td> </tr> <tr> <td colspan="5"><b>Car. Highs:</b> Long FG: 39; FGM: 3; FGA: 3</td> </tr> </tbody> </table>	Year	FGA/FGM	Pct.	PATs	Long	2011	0/0	0.0	6/6	-	<b>Career</b>	<b>5/7</b>	<b>71.4</b>	<b>19/20</b>	<b>39</b>	<b>Car. Highs:</b> Long FG: 39; FGM: 3; FGA: 3								
	Year	FGA/FGM	Pct.	PATs	Long																							
2011	0/0	0.0	6/6	-																								
<b>Career</b>	<b>5/7</b>	<b>71.4</b>	<b>19/20</b>	<b>39</b>																								
<b>Car. Highs:</b> Long FG: 39; FGM: 3; FGA: 3																												
		<b>#15 Chip Rhome</b> 6-2, 197, Sr.-TR, Christiana	<ul style="list-style-type: none"> <li>Handled kickoff duties for most of the 2010 season, including five starts in that role.</li> <li>Booted 45 kickoffs with two fair catches, no touchbacks</li> </ul>																									
<b>KO</b>		<b>#1 MICHAEL PALARDY</b> 5-11, 176, So., Coral Springs, Fla.	<ul style="list-style-type: none"> <li>Kicked seven times for 64.6 average with one touchback in opener vs. Montana</li> <li>Handled kickoff duties for most of the 2010 season, including five starts in that role.</li> <li>Booted 45 kickoffs with two fair catches, no touchbacks</li> </ul>																									
			<b>#15 Chip Rhome</b> 6-2, 197, Sr.-TR, Christiana	<ul style="list-style-type: none"> <li>Handled kickoff duties at Austin Peay as a freshman in 2007.</li> </ul>																								
<b>DS</b>		<b>#59 NICK GUESS</b> 6-3, 230, Sr.-RS, Knoxville	<ul style="list-style-type: none"> <li>Long snapper in opener vs. Montana for 14th game as "starting" long snapper</li> <li>Served as primary deep snapper for Vols in all 13 games last season</li> <li>Ranked by Ray Guy's ProKicker.com as nation's No. 3 long snapper for high school graduating class of 2007.</li> </ul>																									
			<b>#63 J.R. Carr</b> 5-10, 220, So.-RS, Lomita, Calif.	<ul style="list-style-type: none"> <li>Redshirted in 2009 and was a squad member in 2010</li> <li>Spent time at Chris Sailer Kicking School in high school.</li> <li>Changed to No. 63 in 2011 after being No. 69 in 2010 and No. 50 in 2011 preseason camp</li> </ul>																								
<b>H</b>		<b>#15 CHIP RHOME</b> 6-2, 197, Sr.-TR, Christiana	<ul style="list-style-type: none"> <li>Held on all six PATs in the opener vs. Montana</li> <li>Spent freshman season at Austin Peay in 2007</li> <li>Redshirted at UT in 2008 and spent last two seasons as a squad member</li> </ul>																									
			<b>#5 Matt Darr</b> 6-1, 221, Fr.-RS, Bakersfield, Calif.	<ul style="list-style-type: none"> <li>Redshirted in 2010. Rated nation's No. 1 punting prospect in high school by expert Chris Sailer</li> <li>Career long punt in HS was 71 yards.</li> </ul>																								
<b>PR</b>		<b>#4 MARLIN LANE</b> 6-0, 205, Fr., Daytona Beach, Fla.	<ul style="list-style-type: none"> <li>Returned four punts for 23 yards in debut vs. Montana</li> <li>Serving as primary back-up to senior Tauren Poole at TB</li> <li>Rivals: 4-star (No. 23 overall RB, No. 38 overall prospect in Florida)</li> <li>Scout: 4-star (No. 23 overall RB), ESPN: 4-star (No. 11 overall RB)</li> </ul>	<table border="1"> <thead> <tr> <th>Year</th> <th>Punt Ret.</th> <th>Yds</th> <th>Yds/Ret</th> <th>Lg</th> </tr> </thead> <tbody> <tr> <td>2011</td> <td>4</td> <td>23</td> <td>5.8</td> <td>9</td> </tr> <tr> <td colspan="5"><b>Career Highs:</b> Ret: 4, Yds: 23, Long: 9</td> </tr> </tbody> </table>	Year	Punt Ret.	Yds	Yds/Ret	Lg	2011	4	23	5.8	9	<b>Career Highs:</b> Ret: 4, Yds: 23, Long: 9													
	Year	Punt Ret.	Yds	Yds/Ret	Lg																							
2011	4	23	5.8	9																								
<b>Career Highs:</b> Ret: 4, Yds: 23, Long: 9																												
		<b>#36 Anthony Anderson</b> 5-11, 185, Sr.-RS, Knoxville	<ul style="list-style-type: none"> <li>Did not return any punts in opener vs. Montana</li> <li>Converted DB, playing WR this year in addition to special teams duties</li> <li>Returned three punts in 2010 for 12 yards; Starting ret. vs. Vanderbilt</li> </ul>	<table border="1"> <thead> <tr> <th>Year</th> <th>Punt Ret.</th> <th>Yds</th> <th>Yds/Ret</th> <th>Lg</th> </tr> </thead> <tbody> <tr> <td>2011</td> <td>0</td> <td>0</td> <td>0</td> <td>0</td> </tr> <tr> <td><b>Career</b></td> <td><b>3</b></td> <td><b>12</b></td> <td><b>4.0</b></td> <td><b>11</b></td> </tr> </tbody> </table>	Year	Punt Ret.	Yds	Yds/Ret	Lg	2011	0	0	0	0	<b>Career</b>	<b>3</b>	<b>12</b>	<b>4.0</b>	<b>11</b>									
Year	Punt Ret.	Yds	Yds/Ret	Lg																								
2011	0	0	0	0																								
<b>Career</b>	<b>3</b>	<b>12</b>	<b>4.0</b>	<b>11</b>																								
<b>KR</b>		<b>#21 Da' RICK ROGERS</b> <i>Pronounced (DAY-rick)</i> 6-3, 215, So., Calhoun	<ul style="list-style-type: none"> <li>Returned one kickoff for 29 yards vs. Montana in opener</li> <li>Returned 12 kicks for 298 yards in 2010</li> <li>78-yard return vs. Kentucky was UT's longest since 2007 and the 14th-longest in school history</li> </ul>	<table border="1"> <thead> <tr> <th>Year</th> <th>KO Ret.</th> <th>Yds</th> <th>Yds/Ret</th> <th>Lg</th> </tr> </thead> <tbody> <tr> <td>2011</td> <td>1</td> <td>29</td> <td>29.0</td> <td>29</td> </tr> <tr> <td><b>Career</b></td> <td><b>13</b></td> <td><b>327</b></td> <td><b>25.1</b></td> <td><b>78</b></td> </tr> <tr> <td colspan="5"><b>Career Highs:</b> Ret: 3, Yards: 114</td> </tr> </tbody> </table>	Year	KO Ret.	Yds	Yds/Ret	Lg	2011	1	29	29.0	29	<b>Career</b>	<b>13</b>	<b>327</b>	<b>25.1</b>	<b>78</b>	<b>Career Highs:</b> Ret: 3, Yards: 114								
	Year	KO Ret.	Yds	Yds/Ret	Lg																							
2011	1	29	29.0	29																								
<b>Career</b>	<b>13</b>	<b>327</b>	<b>25.1</b>	<b>78</b>																								
<b>Career Highs:</b> Ret: 3, Yards: 114																												
		<b>#28 TAUREN POOLE</b> <i>Pronounced (TOR-in)</i> 5-10, 215, Sr., Toccoa, Ga.	<ul style="list-style-type: none"> <li>Returned the opening kickoff of the 2011 season for 27 yards, that was his first-career college kickoff return</li> <li>UT's starting senior tailback has six career 100-yard rushing games.</li> </ul>	<table border="1"> <thead> <tr> <th>Year</th> <th>KO Ret.</th> <th>Yds</th> <th>Yds/Ret</th> <th>Lg</th> </tr> </thead> <tbody> <tr> <td>2011</td> <td>1</td> <td>27</td> <td>27.0</td> <td>27</td> </tr> <tr> <td><b>Career</b></td> <td><b>1</b></td> <td><b>27</b></td> <td><b>27.0</b></td> <td><b>27</b></td> </tr> <tr> <td colspan="5"><b>Career Highs:</b> Ret: 1, Yards: 27</td> </tr> </tbody> </table>	Year	KO Ret.	Yds	Yds/Ret	Lg	2011	1	27	27.0	27	<b>Career</b>	<b>1</b>	<b>27</b>	<b>27.0</b>	<b>27</b>	<b>Career Highs:</b> Ret: 1, Yards: 27								
Year	KO Ret.	Yds	Yds/Ret	Lg																								
2011	1	27	27.0	27																								
<b>Career</b>	<b>1</b>	<b>27</b>	<b>27.0</b>	<b>27</b>																								
<b>Career Highs:</b> Ret: 1, Yards: 27																												

## PRONUNCIATION GUIDE >>>

<b>50</b> Raiques Crump	RYE-qwez	<b>18</b> Izauea Lanier	Eye-ZAY-uh Luh-NEAR	<b>30</b> Shane Reveiz	Ruh-VAZE
<b>90</b> Steven Fowlkes	FOLKS	<b>56</b> Curt Maggitt	Muh-JITT	<b>21</b> Da'Rick Rogers	DAY-rick
<b>46</b> Channing Fugate	FEW-get	<b>20</b> Rajion Neal	RAY-zhon	<b>75</b> JerQuari Schofield	Jer-CORE-ee SKOH-field
<b>43</b> Martaze Jackson	MAR-tayze	<b>66</b> Marques Pair	Mar-KEES	<b>55</b> Jacques Smith	JOCK-kwez
<b>70</b> Ja'Wuan James	Juh-WAHN	<b>28</b> Tauren Poole	TOR-in		

# 2011 Schedule and Results

DATE	OPPONENT	SITE	TV	TIME	SERIES/RESULT	NOTE
Sept. 3	 <b>MONTANA</b> Grizzlies	Knoxville Neyland Stadium	PPV	6:07 ET	W, 42-16	Hunter, Rogers each 100 yds. receiving; UT posts 5th consec. regular-season win
Sept. 10	 <b>CINCINNATI</b> Bearcats	Knoxville Neyland Stadium	ESPN2	3:30 ET	UT 4-1	Vols are 15-4 against current BIG EAST foes; All five meetings have occurred in Knoxville
Sept. 17	 <b>at Florida</b> Gators	Gainesville, Fla. Ben Hill Griffin Stadium	CBS	3:30 ET	UF 21-19	Florida has won last six meetings; Vols last win in Gainesville was 2003.
Oct. 1	 <b>BUFFALO</b> Bulls	Knoxville Neyland Stadium	--	--	First Meeting	Vols are 5-0 against current MAC teams; Third MAC opponent in four years.
Oct. 8	 <b>GEORGIA</b> Bulldogs	Knoxville Neyland Stadium	--	--	UT 21-17-2	Home team has won last four meetings; UT is 11-8-1 against UGA in Knoxville.
Oct. 15	 <b>LSU</b> Tigers	Knoxville Neyland Stadium	--	--	UT 20-8-3	Vols look to avenge last season's 16-14 loss on last play of game.
Oct. 22	 <b>at Alabama</b> Crimson Tide	Tuscaloosa, Ala. Bryant-Denny Stadium	--	--	UA 48-38-7	Vols' last win in Tuscaloosa (51-43) was '03; Tide has won four straight meetings.
Oct. 29	 <b>SOUTH CAROLINA</b> Gamecocks	Knoxville Neyland Stadium	--	--	UT 22-5-2	Vols own 14-1 record against Gamecocks in Knoxville; Home team has won last four.
Nov. 5	 <b>MIDDLE TENNESSEE (HC)</b> Blue Raiders	Knoxville Neyland Stadium	--	--	UT 1-0	Lone meeting was a 26-3 UT victory in Knoxville; 6-0 versus Sun Belt members.
Nov. 12	 <b>at Arkansas</b> Razorbacks	Fayetteville, Ark. Razorback Stadium	--	--	UT 13-3	Vols travel to Fayetteville for first time since 2006; 2-2 there all-time.
Nov. 19	 <b>VANDERBILT</b> Commodores	Knoxville Neyland Stadium	--	--	UT 72-27-5	Vols have won 5 straight meetings; UT 36-10-1 in Knoxville vs. Vandy.
Nov. 26	 <b>at Kentucky</b> Wildcats	Lexington, Ky. Commonwealth Stadium	--	--	UT 74-23-9	Winning streak at 26, the longest active in a series between two major college teams.

## Team Notes...

### See You in September

■ The Vols are 57-22-2 (.716) in September over the last 22 seasons since 1990 and 8-9 during the month over the last four years since 2007, including 2-2 marks each of the last two years and in 2007, plus a 1-3 September in 2008 and the season-opening win over Montana to begin 2011.

■ A winning September would signal a return to a previous trend in which Tennessee posted winning records in the month in six consecutive years from 2001-06 and in 11 of 12 years from 1995-2006.

### ▲ Tennessee Regular-Season Winning Streaks Since 2003

9 Games	Oct. 25, 2003 (Alabama) - Sept. 25, 2004 (Louisiana Tech)
5 Games	Nov. 6, 2010 (Memphis) - Sept. 3, 2011 (Montana)
5 Games	Oct. 27 - Nov. 24, 2007 (last 5 regular-season games of 2007)
5 Games	Sept. 23 - Oct. 28, 2006

### Current Polling

■ Tennessee received votes in both the preseason Associated Press (5 points) and USA Today Coaches' polls (7 points). There are eight SEC schools currently ranked in the Top 25 in both polls: Alabama (2 AP/2 Coaches), LSU (4/4), South Carolina (12/12), Arkansas (15/14), Georgia (19/22), Mississippi State (20/20), Florida (22/23), and Auburn (23/19).

### In the Conference...

■ The Vols boast the SEC's leader in passing yards (293) and total offense (275) in Tyler Bray and the league leader in receiving yards in Justin Hunter (146), who also ranks tied for second in receptions (6).

■ Tennessee has the following team ranks in the SEC: 5th in total offense (3rd passing, 8th rushing, 6th scoring), 10th in total defense (8th rushing, 8th passing, 8th scoring).

## NOTING THE SCHEDULE

### Up Next

■ Next Saturday (Sept. 17), Tennessee travels to Gainesville to play the Florida Gators in a 3:30 PM EST start. The Vols will attempt to snap a six-game losing streak to the Gators since 2005, the longest UT losing streak in the history of the series.

■ Tennessee has lost the last three matchups at Florida (2005-07-09) after winning two consecutive (2001, 2003). The Vols have not scored over 20 points in a game in the series since their last win over Florida, a 30-28 decision in Knoxville in 2004.

■ UT is 19-21 all-time vs. Florida, including a 5-10 mark at Gainesville and an 11-10 record in Neyland Stadium. The Vols are 3-1 in neutral site games in the series (1916 in Tampa, 1930, '32, and '69 in Jacksonville).

■ The Vols own the longest winning streak in the series, having won the first 10 games played over Florida from 1916-1953.

### The 2011 Opponents

■ Tennessee is set to face six teams in the preseason Top 25 this season: Alabama (2 AP/2 Coaches), LSU (4/4), South Carolina (12/12), Arkansas (15/14), Georgia (19/22) and Florida (23/23)

■ Eight of Tennessee's opponents earned a bid to play in a bowl game last season: Florida (Outback), Georgia (Liberty), LSU (Cotton), Alabama (Capital One), South Carolina (Chick-fil-A), Middle Tennessee (GoDaddy.com), Arkansas (Sugar) and Kentucky (Compass).

■ The three SEC West opponents on the Vols' 2011 slate all finished in the top 12 last year: LSU (AP-8, Coaches-8), Alabama (AP-10, Coaches-11), and Arkansas (AP-12, Coaches-12), while South Carolina (AP-22, Coaches-22) is a fourth opponent that finished in the top 25.

■ Tennessee's 2011 opponents compiled an overall 2010 record of 81-71. The Vols' eight SEC foes in 2011 were a combined 62-42 a year ago.

# Team Notes (Cont.)

## Youth Being Served

■ Tennessee played 12 true freshmen in the season opener. Only Texas (18) and Auburn (13) played more true freshmen than Tennessee. The Vols are the only team in the nation to start three true freshmen on the field at the same time this season with a trio on defense: LB A.J. Johnson, LB Curt Maggitt and CB Justin Coleman. Louisiana-Monroe started three true frosh, but one was on special teams, at kicker.

■ True Freshmen Who Have Played for UT in 2011 (8 offense, 4 defense)

■ **OFFENSE:** RB: Marlin Lane, Tom Smith, WR: DeAnthony Arnett, Vincent Dallas, TE: Brendan Downs, Cameron Clear, OL: Marcus Jackson, Antonio Richardson

■ **DEFENSE:** LB: A.J. Johnson, Curt Maggitt, DB: Justin Coleman, Brian Randolph

### Most True Freshmen Played in 2011 Season Opener, Division I FBS

Texas	18
Auburn	13
<b>TENNESSEE</b>	<b>12</b>
Virginia	12
Ohio State	12
Clemson	12

### Most True Freshmen To Start Season Opener, Division I FBS, 2011 Season

<b>TENNESSEE</b>	<b>3</b>	<b>LB, LB, DB</b>
Louisiana-Monroe	3	OL, OL, K

■ The Vols started four freshmen (SLB Curt Maggitt, WLB A.J. Johnson, CB Justin Coleman, and P Matt Darr) and three true freshmen (Maggitt, Johnson, Coleman) in a season opener for the first time since freshman eligibility was reinstated in 1972.

■ Tennessee had not started a true freshman at any of the linebacker positions in the season opener since freshman eligibility was reinstated in 1972. UT started two true freshman vs. Montana at linebacker positions - Johnson and Maggitt. Additionally, DB Justin Coleman is the first true freshman to start in the secondary in the season opener for the Vols since Eric Berry in 2007 at California.

■ Darr is one of 10 freshmen in Division I FBS who are serving as the starting punter this season.

### ▲ Tennessee Freshmen Starting Season Opener, Last 10 Seasons (2001-2011)

Player	Pos./Year/Game	True/Redshirt
Justin Coleman	CB, 2011 vs. Montana	True
Matt Darr	P, 2011 vs. Montana	Redshirt
A.J. Johnson	LB, 2011 vs. Montana	True
Curt Maggitt	LB, 2011 vs. Montana	True
Eric Berry	DB, 2007 at California	True
Daniel Lincoln	K, 2007 at California	True
Ramon Foster	LG, 2005 vs. UAB	True
Britton Colquitt	P, 2005 vs. UAB	True
Brent Schaeffer	QB, 2004 vs. UNLV	True
Roshaun Fellows	LCB, 2004 vs. UNLV	Redshirt
James Wilhoit	K, 2003 vs. Fresno St.	Redshirt
Antwan Stewart	RCB, 2003 vs. Fresno St.	Redshirt

## O-Line Pride

■ After entering the 2010 season opener vs. UT Martin with three starts on the offensive line (all from Jarrod Shaw), a much more battle-tested front-five opened 2011 for the Vols. Ja'Wuan James and Dallas Thomas have each started 14 games, while James Stone (nine starts), Darin Gooch (six), Zach Fulton (six), JerQuari Schofield (five) and Alex Bullard (one) bring additional experience.

■ The current UT depth chart lists five offensive line starters with a combined 44 career starts (Ja'Wuan James and Dallas Thomas 14 each, James Stone 9, Zach Fulton 6, Alex Bullard 1). The 44 combined career offensive line starts is tied with Southern Miss for the second-fewest in Division I FBS, eclipsing only New Mexico's 19.

■ Additionally, Tennessee is one of seven Division I FBS schools who did not start a senior on the offensive line in the season opener (Arizona, Florida, Georgia Tech, UNLV, USC and Texas A&M are the others).

### ▲ Fewest Career Starts, Projected Offensive Line Starters, Division I FBS

New Mexico	19
<b>TENNESSEE</b>	<b>44</b>
Southern Miss	44

### ▲ Teams with Zero Senior Starters on O-Line, 2011 Season Opener

School	Starters from Youngest to Oldest
Arizona	FR-FR-SO-JR-JR
Georgia Tech	FR-SO-SO-SO-JR
Stanford	FR-FR-JR-JR-JR
<b>TENNESSEE</b>	<b>SO-SO-SO-SO-JR</b>
Texas A&M	SO-SO-SO-JR-JR
UNLV	FR-FR-SO-JR-JR
USC	SO-SO-JR-JR-JR

# Top 25 Polls (as of Sept. 6)

## Associated Press

1. Oklahoma (32)	1-0
<b>2. LSU (17)</b>	<b>1-0</b>
<b>3. Alabama (9)</b>	<b>1-0</b>
4. Boise State (2)	1-0
5. Florida State	1-0
6. Stanford	1-0
7. Texas A&M	1-0
8. Wisconsin	1-0
9. Oklahoma State	1-0
10. Nebraska	1-0
11. Virginia Tech	1-0
<b>12. South Carolina</b>	<b>1-0</b>
13. Oregon	0-1
<b>14. Arkansas</b>	<b>1-0</b>
15. Ohio State	1-0
16. Mississippi State	1-0
17. Michigan State	1-0
<b>18. Florida</b>	<b>1-0</b>
19. West Virginia	1-0
20. Baylor	1-0
21. Missouri	1-0
22. South Florida	1-0
23. Penn State	1-0
24. Texas	1-0
25. TCU	0-1

## USA Today Coaches

1. Oklahoma (43)	1-0
<b>2. Alabama (9)</b>	<b>1-0</b>
<b>3. LSU (7)</b>	<b>1-0</b>
4. Florida State	1-0
5. Boise State	1-0
6. Stanford	1-0
7. Oklahoma State	1-0
8. Texas A&M	1-0
9. Wisconsin	1-0
10. Nebraska	1-0
11. Virginia Tech	1-0
<b>12. South Carolina</b>	<b>1-0</b>
<b>13. Arkansas</b>	<b>1-0</b>
14. Oregon	0-1
15. Ohio State	1-0
16. Michigan State	1-0
17. Mississippi State	1-0
<b>18. Florida</b>	<b>1-0</b>
19. Missouri	1-0
20. Penn State	1-0
21. Texas	1-0
22. Auburn	1-0
23. Arizona State	1-0
24. West Virginia	1-0
25. TCU	0-1

**Others receiving votes:** Arizona State 119, Auburn 85, USC 69, **Georgia 52**, Northwestern 40, Maryland 34, Brigham Young 33, Iowa 29, Houston 27, Utah 24, Notre Dame 22, Michigan 17, Pittsburgh 11, Air Force 11, UCF 10, North Carolina State 8, **TENNESSEE 6**, Hawaii 6, NORI 5, Arizona 5, Southern Miss 4, Georgia Tech 1, Clemson 1

**Others receiving votes:** Baylor 117, South Florida 97, Iowa 44, Utah 42, **Georgia 35**, Houston 31, Northwestern 30, Arizona 28, UCF 18, Hawaii 17, North Carolina 15, Michigan 15, Northern Illinois 13, Clemson 13, Southern Miss 12, Air Force 10, Notre Dame 8, **TENNESSEE 5**, Brigham Young 4, Maryland 4, Georgia Tech 3, Washington 3, Texas Tech 1, California 1, Cincinnati 1

**Note:** Teams in bold on Tennessee's 2011 schedule

## Starting Lineup

■ In the season opener, the Vols started seven returning starters on offense (QB Tyler Bray, TB Tauren Poole, FB Channing Fugate, LT Dallas Thomas, C James Stone, RG Zach Fulton, and RT Ja'Wuan James) and four returning starters on defense (DT Malik Jackson, CB Marsalis Teague, FS Prentiss Waggoner, and SS Brent Brewer).

## Going Bowling

■ Tennessee appeared in its 49th bowl game all-time last year, a total that ties the Vols with Texas for the second-most all-time.

### ▲ NCAA Bowl Appearance Leaders

Alabama	57
<b>TENNESSEE</b>	<b>49</b>
Texas	49
USC	48
Nebraska	47

## NFL Draft

■ Two members of the 2010 Tennessee Vols were selected in the NFL Draft: tight end Luke Stocker by the Tampa Bay Buccaneers (4th Rd., 104th pick), and wide receiver Denarius Moore by the Oakland Raiders (5th Rd., 148th pick). There are currently 37 former Vols on NFL Opening Day rosters, covering 23 of the leagues' 32 teams.

## Second Season

■ While head coach Derek Dooley enters his second season at UT, six of the Vols' opponents have head coaches who will be in either their first or second seasons with their respective schools, including the Vols' first four challengers: Montana (Robin Pflugrad/2nd season), Cincinnati (Butch Jones/2nd season), Florida (Will Muschamp/1st season), Buffalo (Jeff Quinn/2nd season), Vanderbilt (James Franklin/1st season) and Kentucky (Joker Phillips/2nd season). Of those opposing coaches, only UC's Butch Jones has additional head coaching experience elsewhere.

## Academic Excellence

■ There are seven members of the Tennessee football team who already have completed graduation requirements: Anthony Anderson, Nick Gless, Austin Johnson, Ben Martin, Tauren Poole, Shane Reveiz, and Daryl Vereen.

# Notes on the Offense...

## Tyler's Tidbits

■ Sophomore quarterback Tyler Bray threw for at least two touchdowns in each of his last seven games, including the last six games of 2010 and the season opener vs. Montana.

■ The seven-game streak ties Bray with Peyton Manning for the UT record, as Manning accomplished the feat from the 1997 Florida Citrus Bowl vs. Northwestern through the Alabama game in 1997.

■ Bray is averaging 306.5 yards passing per game in his six career starts, and Tennessee is 5-1 in those games. His winning percentage of .833 is the best of any active quarterback in the SEC. He is 5-0 in regular-season starts.

■ The sophomore quarterback's seven-game TD passing streak is the longest active streak in the SEC, four ahead of the next closest SEC passer, Chris Reif of Mississippi State (3).

■ Against Montana on Sept. 3, Bray became the first sophomore to start the season opener at quarterback for Tennessee since Erik Ainge in 2005.

## Consecutive Games with TD Pass By SEC QBs

Name	School	Consec. Games W/ TD
Tyler Bray	Tennessee	7
Chris Relf	Mississippi State	3
Several tied with		1

## Against Montana

■ Completing 17-of-24 passes against Montana, sophomore quarterback Tyler Bray set a career best with a .708 completion percentage when attempting at least 15 throws.

■ Two of Bray's three touchdowns against Montana came on his first two attempts of the season.

■ Bray's 293-yard performance against Montana, Bray ranks first in the SEC after one week and 14th in the country.

■ Bray was fantastic on third down against the Grizzlies, completing 7-of-9 passes for five first downs and two touchdowns. The Vols converted a total of 10 third downs, the most of any SEC team in week one.

## Bray to Hunter

■ Bray connected with sophomore wide receiver Justin Hunter for an 81-yard touchdown with 8:36 left in the first quarter against Montana. The strike marked the second time the duo has hooked up for 80-plus yards, making them the third pair in UT history to do so. Last season on the first play against Ole Miss, Bray hit Hunter for an 80-yard TD.

■ Other duos are Erik Ainge and Robert Meachem (84 yards at Memphis and 80 yards at Cal in 2006) and Alan Cockrell and Clyde Duncan (85 yards vs. Vanderbilt and 80 yards vs. Alabama in 1983).

■ The 81-yarder ranks tied for the ninth-longest pass play in UT history and is the third-longest in NCAA FBS after one week.

## 2011 Longest Pass Plays, Division I FBS

QB-WR	School	Yards
J. Vandenburg to M. McNutt	Iowa	88
T. Washington to S. Hill	Georgia Tech	82
<b>T. Bray to J. Hunter</b>	<b>Tennessee</b>	<b>81</b>
C. Relf to J. Lewis	Mississippi St.	80

## Digging the Longball

■ Five of sophomore wide receiver Justin Hunter's eight career touchdown receptions have come from 30-plus yards, while 11 of his 22 catches have gone for 20 or more yards. Hunter is averaging 25.5 yards-per-reception through 14 career games.

■ Hunter's 146 yards ranks first in the SEC and 11th nationally.

## Top Wide Receivers in the SEC (By Yards)

Player	School	Catches	Yards
<b>Justin Hunter</b>	<b>Tennessee</b>	<b>6</b>	<b>146</b>
Marquis Maze	Alabama	8	118
Jameon Lewis	Mississippi St.	4	109

■ Hunter's 146 receiving yards against Montana on Sept. 3 are a career-high and the most by a UT receiver in a season-opener since Robert Meachem recorded 182 yards on five receptions vs. California in 2006.

■ His seven touchdown catches in 2010 tied him for the most among all NCAA FBS freshman receivers.

## Dynamic Duo

■ Hunter (146) and fellow sophomore wideout Da'Rick Rogers (100) became the 18th Tennessee tandem to each register 100-plus yards receiving in the same game and the first since Lucas Taylor (118) and Austin Rogers (112) did so against Southern Miss. on 9/8/2007.

■ Their 246 combined yards ranks seventh in the FBS and first in the SEC. Additionally, they are one of just five WR combos to both have had 100-yard games in their season opener.

■ The pair's effort marked the fourth time that two Vols have posted at least 100 yards receiving in the same season opener.

## Two 100-Yard Receiving, UT Season Openers

Carl Pickens (141)/Alvin Harper (115)	256
vs. Colorado	8/26/1990
Joey Kent (151)/Marcus Nash (103)	254
UNLV	8/31/2006
Tim McGee (142)/Joey Clinkscales (106)	248
UCLA	9/14/1985
<b>Justin Hunter (146)/Da'Rick Rogers (100)</b>	<b>246</b>
<b>Montana</b>	<b>9/3/2011</b>

## Most Single-Game Yards by WR Duo, Div. I FBS

Kendall Wright (189)/Terrance Williams (126)	315
Baylor	
Darrin Moore (221)/Alex Torres (58)	
Texas Tech	279
A.J. Jenkins (148)/Darius Millines (119)	
Illinois	267
Justin Blackmon (144)/Tracy Moore (112)	
Oklahoma St.	256
Chris Givens (170)/Michael Campanaro (79)	
Wake Forest	249
Stephen Hill (181)/Tyler Melton (66)	
Georgia Tech	247
Michael Floyd (154)/Tyler Eifert (93)	
Notre Dame	247
<b>Justin Hunter (146)/Da'Rick Rogers (100)</b>	<b>246</b>
<b>Tennessee</b>	<b>246</b>
Marvin Jones (118)/Keenan Allen (112)	
California	230

## TYLER BRAY CAREER SCORING DRIVES

Date	Opponent	Scoring Play	Plays-Yds	TOP
9/3/2011	Montana	D. Rogers 47-yard pass from T. Bray	1-47	0:10
	Montana	J. Hunter 81-yard pass from T. Bray	3-84	1:39
	Montana	M. Lane 9-yard pass from T. Bray	12-96	5:35
	Montana	T. Poole 8-yard run	13-76	7:03
	Montana	M. Lane 1-yard run	6-44	2:55
12/30/2010	vs. N. Carolina	G. Jones 29-yard pass from T. Bray	9-75	3:32
	vs. N. Carolina	D. Rogers 45-yard pass from T. Bray	2-45	0:13
	vs. N. Carolina	J. Hunter 8-yard pass from T. Bray	10-63	5:01
	vs. N. Carolina	L. Stocker 20-yard pass from T. Bray	2-25	OT *
	11/27/2010	Kentucky	G. Jones 11-yard pass from T. Bray	6-80
11/20/2010	at Vanderbilt	D. Moore 12-yard pass from T. Bray	2-61	0:29
	at Vanderbilt	T. Poole 2-yard run	9-73	3:23
	at Vanderbilt	D. Lincoln 36-yard field goal	11-61	4:15
11/20/2010	at Vanderbilt	J. Hunter 15-yard pass from T. Bray	5-80	2:07
	at Vanderbilt	D. Moore 20-yard pass from T. Bray	10-80	4:24
	at Vanderbilt	D. Lincoln 28-yard field goal	9-60	4:01
	at Vanderbilt	T. Poole 28-yard run	4-36	1:11
	11/13/2010	Ole Miss	J. Hunter 80-yard pass from T. Bray	1-80
11/6/2010	Ole Miss	D. Moore 17-yard pass from T. Bray	3-68	1:18
	Ole Miss	J. Hunter 22-yard pass from T. Bray	11-86	4:01
	Ole Miss	D. Lincoln 43-yard field goal	7-34	0:58
	Ole Miss	T. Poole 36-yard run	6-63	2:41
	Ole Miss	T. Poole 35-yard run	3-44	1:47
11/6/2010	at Memphis	T. Poole 9-yard pass from T. Bray	5-70	2:37
	at Memphis	J. Hunter 42-yard pass from T. Bray	3-82	1:03
	at Memphis	M. Palardy 24-yard field goal	6-26	1:01
	at Memphis	D. Moore 14-yard pass from T. Bray	9-76	3:48
	at Memphis	D. Rogers 22-yard pass from T. Bray	5-40	2:13
	at Memphis	G. Jones 9-yard pass from T. Bray	1-9	0:05
	at Memphis	M. Palardy 32-yard field goal	10-64	2:02
	at Memphis	T. Poole 21-yard run	1-21	0:07
	at Memphis	M. Palardy 33-yard field goal	5-37	1:59
	10/30/2010	at S. Carolina	D. Moore 30-yard pass from T. Bray	5-70
	at S. Carolina	G. Jones 17-yard pass from T. Bray	5-77	1:54
<b>TOTALS</b>	<b>34 Drives</b>	<b>21 TD Passes, 7 TD Rushes, 6 Field Goals</b>	<b>200-2033</b>	<b>77:12</b>

AVERAGE DRIVE: 6 plays, 60 yards, 2:10

\* - Overtime drives not included in time of possession stats

## The Vols Go Marching On

■ UT's 96-yard touchdown drive against Montana, which spanned 12 plays, 5:56 on the clock and was capped off by a nine-yard pass from Tyler Bray to Marlin Lane, was its longest since a 97-yard drive against Memphis on Sept. 30, 2006. That drive resulted in a five-yard touchdown pass from Erik Ainge to Jayson Swain.

## Setting the Bar

■ Hunter (6), Rogers (5) and sophomore fullback Channing Fugate (3) all set career-highs in receptions during the season-opening win against Montana. Additionally, freshman tailback Marlin Lane (2) and junior tight end Ben Bartholomew (1) made their first catches at UT.

## Mr. Rogers' Neighborhood

■ Da'Rick Rogers also set career highs in receiving yards (100) and longest reception (47). Rogers' 47-yard scoring reception was UT's first touchdown of the season, marking UT's longest season-opening TD since Andy Kelly hit Carl Pickens from 75 yards out vs. Louisville for the first TD of the 1991 season. Also, it was the first time since 2007 that the Vols' first TD of the season came through the air (Erik Ainge to Arian Foster, 12 yards).

## Tauren's Time

■ Senior tailback Tauren Poole matched his career-high with 24 rushing attempts (98 yards) vs. Montana, originally set at LSU (10/2/10) last season. Poole, who owns six 100-yard rushing games, came within two yards of the figure for the second time in his career. He rushed for 99 yards last season at Vanderbilt (11/20/10).

■ With an 8-yard touchdown run in the second quarter vs. Montana, Poole has found the end zone in five of the last six games dating back to 11/6/2010 at Memphis.

## Life in the Fast Lane

■ Highly-touted freshman tailback Marlin Lane found the end zone vs. Montana twice in his Tennessee debut, the first on a 9-yard reception (first of career) and the second on a 1-yard run. Lane became the first Vol to score two touchdowns in his freshman debut since David Oku rushed for two touchdowns in the 2009 season opener against Western Kentucky.

## Start Streaks

■ Four Vols who started every game last year -- Ja'Wuan James, Tauren Poole, Dallas Thomas and Prentiss Waggner -- are all tied for the Vols' most consecutive starts with 14.

## Chasing History

■ Senior tailback Tauren Poole's SEC lead-tying six 100-yard rushing games in 2010 were the fourth most in UT single-season history. With four more 100-yard games, Poole will enter the top five chart for career 100-yard games.

### ▲ UT Career 100-Yard Rushing Games

Name	Career 100-yard games	Years
Travis Henry	15	1997-2000
Jay Graham	14	1993-96
Jamal Lewis	13	1997-99
Johnnie Jones	13	1981-84
Multiple	10	

■ Last season, Poole became just the 15th tailback at Tennessee to top the 1,000-yard rushing threshold. He can become just the second UT tailback to do it twice by repeating his performance this season. Johnnie Jones is the only other Vol to rush for two 1,000-yard seasons, recording a 1,290-yard effort in 1984 and a 1,116-yard performance in 1983.

## Staying Active

■ Of active SEC players, defensive lineman Malik Jackson ranks third with 10.5 career sacks while Bray ranks fourth with 21 touchdown passes despite having started just six games.

### ▲ SEC Active Career Sack Leaders

Name	School	Sacks
Jake Bequette (2008-)	Arkansas	14.0
Melvin Ingram (2007-)	South Carolina	11.5
<b>Malik Jackson (2008-)</b>	<b>Tennessee</b>	<b>10.5</b>
Jerry Franklin (2009-)	Arkansas	10.0
Devin Taylor (2009-)	South Carolina	9.5

### ▲ SEC Active Career TD Passes

Name	School	Passing TDs
Stephen Garcia (2008-)	South Carolina	44
Jordan Jefferson (2008-)	LSU	28
Aaron Murray (2010-)	Georgia	26
<b>Tyler Bray (2010-)</b>	<b>Tennessee</b>	<b>21</b>
Chris Relf (2010-)	Mississippi St.	20

## PRESEASON ALL-SEC

■ Three current Vols -- seniors Malik Jackson and Tauren Poole and junior Prentiss Waggner -- were named preseason All-SEC by the coaches and/or media.

### Malik Jackson, DL

Coaches All-SEC (1st)  
Media All-SEC (1st)

### Tauren Poole, TB

Media All-SEC (3rd)

### Prentiss Waggner, DB

Coaches All-SEC (3rd)

## MORE PRESEASON HONORS

▲ Several Vols -- seven to be exact -- have garnered additional esteem from multiple nationally-respected outlets, including preseason magazines' Phil Steele and Lindy's.

### Tyler Bray, QB

Phil Steele All-SEC (3rd)  
Strongest Arm of All SEC Quarterbacks (Lindy's)

### Malik Jackson, DL

Phil Steele All-SEC (1st)  
Phil Steele All-American (4th)  
Lindy's All-SEC (2nd)  
No. 84 Best Player (Rivals.com Top 100 Countdown)

### Ja'Wuan James, OL

Lindy's All-SEC (2nd)

### Herman Lathers, LB

Phil Steele All-SEC (4th)

### Tauren Poole, TB

No. 7 Best Runningback (Rivals.com National Preseason List)

### Dallas Thomas, OL

Phil Steele All-SEC (4th)

### Prentiss Waggner, DB

Phil Steele All-SEC (2nd)

## WATCH OUT! VOLS ON PRESEASON AWARD WATCH LISTS

▲ Four Vols were honored 13 times on prestigious preseason award watch lists. Waggner was recognized a team-high four times and the entire list is broken down below.

Name, Position	Award	Description	No. of candidates	Semifinalist Cut	Finalist Cut	Winner
Prentiss Waggner, DB	Lott IMPACT Trophy	Top defensive player	42	--	--	Dec. 11
	Chuck Bednarik	Top defensive player	65	Oct. 31	Nov. 21	Dec. 8
	Bronko Nagurski	Top defensive player	87	--	Nov. 17	Dec. 12
	Jim Thorpe	Best defensive back	37	--	--	Dec. 8
Malik Jackson, DL	Bronko Nagurski	Top defensive player	87	--	Nov. 17	Dec. 12
	Outland Trophy	Best interior lineman	65	--	Nov. 21	Dec. 8
	Rotary Lombardi	Best lineman	125	--	--	Dec. 7
Tauren Poole, TB	Maxwell Award	Most outstanding player	66	Oct. 31	Nov. 21	Dec. 8
	Doak Walker	Top college running back	51	Nov. 11	Nov. 21	Dec. 8
	Lowe's Senior CLASS	Top student-athlete	30	--	TBA	TBA
Tyler Bray, QB	Maxwell Award	Most outstanding player	66	Oct. 31	Nov. 21	Dec. 8
	Davey O'Brien	Best quarterback	38	Oct. 24	Nov. 21	Dec. 8
	Manning Award	Top quarterback	31	--	Nov. 18	Jan. 18

# Notes on the Defense and Special Teams...

## Mr. Smith Goes to the Backfield

■ Sophomore defensive end Jacques Smith tallied a team-best and career-high two tackles-for-loss vs. Montana, which is tied for third in the SEC after one week. Smith, who also added a quarterback hurry, finished tied for second on the Vols with four tackles, matching his season-opening effort in 2010.

## Vols Getting to the Quarterback

■ Although it didn't record a sack, the Tennessee defense still did a good job of creating some pressure for the quarterback, tallying seven quarterback hurries against Montana. That ties UT's highest single-game total from the 2010 campaign (vs. UAB on Sept. 25).

## Opportunistic Secondary

■ Junior defensive back Art Evans is one of 10 student-athletes in the SEC to record an interception in week one, and one of three to return it for a touchdown. Additionally, Evans was one of just 10 players in the entire FBS to return his INT for a score.

■ Evans' interception TD return, which covered 37 yards, marks the second consecutive season-opener in which a Vol has accomplished a 'pick-six.' Last season vs. UT Martin, junior defensive back Prentiss Waggner returned his first of a UT single season-record three to the end zone for 54 yards.

■ Junior defensive back Marsalis Teague recovered his first career fumble on a mishandled toss. Teague also recorded his eighth game with at least three tackles vs. Montana with a trio.

## Three-And-Out

■ Much of Tennessee's success against the Montana offense stemmed from its ability to keep the Grizzlies from sustaining drives. The Vols forced the Grizzlies three-and-out (or without a first down) on six of their 14 drives (42.9 percent). Art Evans' interception return for a touchdown accounted for one of the stops, while Jacques Smith recorded a tackle for a loss on another and Marlon Walls and Austin Johnson stopped a player behind the line as well.

## Early Leader

■ Senior linebacker Daryl Vereen led the team in tackles for the first time in his career vs. Montana with a personal-best six. Just behind him were five players -- Eric Gordon, Jacques Smith, Austin Johnson, Marlon Walls and Rod Wilks -- with four tackles each.

## Once You Pop, You Can't Stop

■ Nine Vols set career highs in tackles vs. Montana, including four that made their Tennessee debut: Daryl Vereen (6), Marlon Walls (4), Rod Wilks (4), Curt Maggitt (3), A.J. Johnson (3), Dontavis Sapp (2), Brian Randolph (1), Daniel Hood (1) and Maurice Couch (1).

## Wilks Special on Special Teams

■ Redshirt junior Rod Wilks more than doubled his career-tackle total with three against Montana after recording two in four games last season and spending the 2009 campaign as a wide receiver. Even more impressive was the fact that all three of his tackles came on kickoff returns, accounting for nearly half of the team's eight tackles in that phase of the game.

## Vol for Life



**"Vol for Life transforms our young men into men of character, teaching values, human decency and life skills that will create lasting opportunity and happiness."**

-Head Coach Derek Dooley

▲ Since coming to Knoxville, Vols head coach **Derek Dooley** created the Vol For Life program, a comprehensive player enhancement program to develop to person outside of football.

▲ Former Vols defensive back **Andre Lott** is the Vol for Life Coordinator and works with UT's football student-athletes to further their personal growth through the newly created program that centers on four areas: character education, life skills, character development and spiritual growth.

## Touchback Tennessee

■ One of Michael Palardy's seven kickoffs vs. Montana forced a touchback, matching UT's total from the entire 2010 season.

## Extra-Point Palardy

■ Palardy's six PATs in the season opener were a career high, besting his previous best of five which he drove in at Memphis last season.

## The Florida Marlin

■ In his UT debut, Marlin Lane also returned four punts for 23 yards, matching UT's best individual effort from 2010 (Janzen Jackson at Memphis). Lane's four punt returns are the most by a Vol since Dennis Rogan retrieved seven for 31 yards SOUTH CAROLINA in 2008 (11/1).

## Three-Stack

■ Nicknamed "Three-Stack" for having rushed for over 3,000 yards in high school, Tennessee sophomore fullback Channing Fugate put some of those moves on display against Montana, returning a kickoff 44 yards, the second-longest return in the SEC during the opening week.

■ Thanks in large part to Fugate's 44-yard return, Tennessee ranks second in the SEC and 12th in the nation through the first week of the season with an average of 33.3 yards per kickoff return.

VOLS IN THE NFL >>>

### ▲ FORMER VOLS ON NFL ROSTERS (as of Sept. 4)

Player	Pos.	Team
Dan Williams	DT	Arizona Cardinals
Morgan Cox	LS	Baltimore Ravens
David Martin	TE	Buffalo Bills
Omar Gaither	LB	Carolina Panthers
Gibril Wilson	S	Cincinnati Bengals
Montario Hardesty	RB	Cleveland Browns
Jarrod Shaw	OL	Cleveland Browns
Jason Witten	TE	Dallas Cowboys
Robert Ayers	DE	Denver Broncos
Britton Colquitt	P	Denver Broncos
Jacques McClendon	OG	Detroit Lions
Chad Clifton	OT	Green Bay Packers
Scott Wells	C	Green Bay Packers
Jason Allen	CB	Houston Texans
Arian Foster	RB	Houston Texans

Player	Pos.	Team
Peyton Manning	QB	Indianapolis Colts
Eric Berry	DB	Kansas City Chiefs
Dustin Colquitt	P	Kansas City Chiefs
Kevin Burnett	LB	Miami Dolphins
Tony McDaniel	DE	Miami Dolphins
Marvin Mitchell	LB	Miami Dolphins
Anthony Herrera	OG	Minnesota Vikings
Shaun Ellis	DE	New England Patriots
Albert Haynesworth	DT	New England Patriots
Jerod Mayo	LB	New England Patriots
Aubrayo Franklin	DT	New Orleans Saints
Jabari Greer	CB	New Orleans Saints
Turk McBride	DE	New Orleans Saints
Robert Meachem	WR	New Orleans Saints
Deon Grant	DB	New York Giants

## VOLS IN THE



Player	Pos.	Team
John Henderson	DT	Oakland Raiders
Denarius Moore	WR	Oakland Raiders
Ramon Foster	OT	Pittsburgh Steelers
Chris Scott	OT	Pittsburgh Steelers
Parys Haralson	LB	San Francisco 49ers
Luke Stocker	TE	Tampa Bay Buccaneers
Donte' Stallworth	WR	Washington Redskins

# Noting the Bearcats



## Cincinnati Statistics Leaders

RUSHING	G	Att.	Yds.	Avg.	TD	Yds/G
Isaiah Pead	1	7	87	12.4	2	87.0

PASSING	G	Cmp-Att.	Pct.	Yds.	TD/Int.
Zach Collaros	1	12-19	63.2	134	4/0

RECEIVING	G	No.	Yds.	Avg.	TD	Yds./G
D.J. Woods	1	4	59	14.8	1	59.0
Anthony McClung	1	3	48	16.0	2	48.0

DEFENSIVE	G	Solo	Ast.	Total	TFL	Int.
Ben Pooler	1	4	1	5	-	-
J.K. Schaffer	1	2	1	3	-	1/11

## 2011 Schedule

Date	Opponent	Time/Result
Sept. 3	Austin Peay	W, 72-10
<b>Sept. 10</b>	<b>at TENNESSEE</b>	<b>3:30 p.m. ET</b>
Sept. 17	Akron	3:30 p.m. ET
Sept. 22	NC State	8 p.m. ET
Oct. 1	at Miami (Ohio)	TBA
Oct. 8	Louisville*	TBA
Oct. 22	at USF*	TBA
Nov. 5	at Pittsburgh*	TBA
Nov. 12	West Virginia*	TBA
Nov. 19	at Rutgers*	TBA
Nov. 26	at Syracuse*	TBA
Dec. 3	Connecticut*	TBA

\* BIG EAST Conference game

## Tennessee vs. Cincinnati: The 5 Meetings

### Sept. 26, 1992 - Tennessee 40, Cincinnati 0 (Knoxville)

■ Tennessee won its ninth consecutive Homecoming game, 40-0, in a late afternoon encounter at Neyland Stadium...The Vols went into the locker room at halftime with a 14-0 lead courtesy of a 5-yard TD run from Heath Shuler and a 1-yard TD run from James Stewart...Shuler found Cory Fleming for the Vols' first second-half score...Shawn Summers returned what now ranks as the 15th-longest punt in UT history of 77 yards for another third-quarter TD...John Becksvoort booted a 30-yard field goal and five extra points...Mose Phillips also had a rushing TD for UT...The Vols added two points on a safety after Cincinnati snapped the ball through the end zone...UC was held to 100 yards rushing and 286 yards overall...Reggie Ingram led the Vols with nine tackles...Jason Parked returned an INT 21 yards...Ben Talley blocked a field goal.

### The 5 Meetings

Year	Location	W/L	Score
1992	Knoxville	W	40-0
1942	Knoxville	W	34-12
1941	Knoxville	W	21-6
1919	Knoxville	W	33-12
1904	Knoxville	L	0-35

### Nov. 7, 1942 - Tennessee 34, Cincinnati 12 (Knoxville)

■ Tennessee won its third consecutive game in what became a six-game winning streak that led to a Sugar Bowl berth and victory...Bobby Cifers threw for a pair of touchdowns, one to Dick Jordan and the other to Bud Hubbell...Hubbell was also on the receiving end of a touchdown pass from Walter Slater...Clyde "Ig" Fuson, one of four Vols who died during World War II and had their jerseys retired in 1946, scored a one-yard rushing TD...Art Brandau was also responsible for a rushing TD.

### Oct. 25, 1941 - Tennessee 21, Cincinnati 6 (Knoxville)

■ Walt Slater drove the Vols 51 yards for their first score, capped by a one-yard plunge...Bobby Cifers found Bud Hubbell for a 23-yard TD...Max Partin took a 30-yard reverse for the Vols' final TD...Tennessee's win kickstarted a six-game sweep through the end of the season as the Vols finished 8-2 in John Barnhill's first season on Rocky Top.

### Nov. 15, 1919 - Tennessee 33, Cincinnati 12 (Knoxville)

■ Tennessee's third and final victory of the season, the win snapped a five-game lose/tie streak...UT's 33 points were a season-best.

### Nov. 16, 1904 - Cincinnati 35, Tennessee 0 (Knoxville)

■ The 70th game all-time in Tennessee football history...The Vols' final loss of the season before closing out the 1904 campaign with a pair of wins, including their first victory vs. Alabama.

## CONNECTIONS

■ Offensive line coach **Harry Hiestand** coached the O-Line for five seasons at Cincinnati from 1989-93. Hiestand was also run-game coordinator in 1992 and offensive coordinator in 1993. Additionally, Hiestand coached alongside Cincinnati offensive coordinator **Mike Bajakian** from 2004-06 while with the Chicago Bears. Hiestand coached the offensive line while Bajakian was in charge of offensive quality control.

■ Tennessee defensive end **Ben Martin** hails from Cincinnati, Ohio. Martin attended La Salle High School, where UC senior linebacker **J.K. Schaffer** also played.

■ Cincinnati junior wide receiver **Kenbrell Thompkins** was UT senior QB **Matt Simms'** leading wide receiver at El Camino Community College in 2009. Simms completed 159 passes for 2,204 yards and 17 touchdowns. Thompkins accounted for nearly half of those numbers, hauling in 69 receptions for 1,020 yards and nine TDs.

■ Cincinnati Director of Football Equipment Operations Todd McMinn is a 1997 Tennessee alum and received his masters from UT in 1999. The Union City, Tenn., native served as a manager and grad assistant with the Vols' men's basketball program from 1993-99 and was the UT football equipment room manager from 2001-04. His wife, Rachel, is a native of Pigeon Forge.

## Recent Notes Against BIG EAST Opponents

■ UT is a combined 15-4 all-time against teams in the currently constructed BIG EAST conference, including a 4-1 mark against UC. The Vols are perfect against Louisville (5-0) and Syracuse (3-0).

■ The Vols have won nine consecutive contests against current BIG EAST teams, and have outscored those opponents 303-87.

■ During the last eight matchups, the Vols have averaged 37 points.

■ Tennessee's last matchup with a BIG EAST opponent was 2002 vs. Rutgers.

■ 14 of UT's 19 games against BIG EAST teams have been played in Knoxville.

■ Four of the Vols' 15 wins against current BIG EAST teams have been shutouts, including a 40-0 win against Cincinnati in the last meeting between the two (1992).

■ Cincinnati is tied with Louisville as Tennessee's most-played opponent among current BIG EAST squads (5 times each).

■ Tennessee defeated Syracuse, 34-33, in its 1998 season-opener with a 27-yard field goal as time expired. The Vols went on to win the first BCS National Championship.

## Statistics Comparison

Category	Tennessee	Cincinnati
Record	1-0	1-0
Conference	0-0	0-0
Scoring Offense	42.0	72.0
Total Offense	439.0	561.0
Rushing Offense	128.0	387.0
Passing Offense	311.0	174.0
Scoring Defense	16.0	10.0
Total Defense	346.0	277.0
Rushing Defense	111.0	127.0
Passing Defense	235.0	150.0
KO Ret. Avg.	33.3	32.0
Punt Ret. Avg.	4.6	3.0
Net Punting	36.8	--
Time of Possession	35:19	26:58
3rd Down Conversions	10/17	5/9
Opp. 3rd Down Conv.	7/16	2/10
Turnover Margin	+3	+5
Fumbles Recovered	2	3
Passes Intercepted	1	2
Fumbles Lost	0	0
Turnovers Gained	3	5
Turnovers Lost	0	0
Passing Efficiency	216.1	190.1
Pass Efficiency Defense	108.0	107.0
Penalties	6.0	3.0
Yards Penalized	40.0	23.0
Opp. Penalties	4.0	8.0
Opp. Yards Penalized	44.0	58.0
Sacks	0.0	2.0
Tackles For Loss	6.0	8.0
First Downs	19.0	32.0
First Downs Rushing	8.0	20.0
First Downs Passing	9.0	11.0
Red Zone Offense	3-4	7-7
Red Zone Defense	1-2	2-2

## AGAINST THE BIG EAST

Year	Opponent	W/L	Score
1904	Cincinnati	L	0-35
1914	at Louisville	W	66-0
1919	Cincinnati	W	33-12
1941	Cincinnati	W	21-6
1942	Cincinnati	W	34-12
1953	Louisville	W	59-6
1966	vs. Syracuse	W	18-12
1979	Rutgers	L	7-13
1980	Pittsburgh	L	6-30
1983	Pittsburgh	L	3-13
1983	at Rutgers	W	7-0
1985	Rutgers	W	40-0
1987	Louisville	W	41-10
1991	at Louisville	W	28-11
1992	Cincinnati	W	40-0
1993	Louisville	W	45-10
1998	at Syracuse	W	34-33
2001	Syracuse	W	33-9
2002	Rutgers	W	35-14

# Tennessee In The SEC

## >> EASTERN DIVISION

	SEC	Pct.	PF	PA	Overall	Pct.	PF	PA	2010	Home	Away	Neutral	vs. Div.	Top 25	Streak
<b>TENNESSEE</b>	<b>0-0</b>	<b>.000</b>	<b>0</b>	<b>0</b>	<b>1-0</b>	<b>1.000</b>	<b>42</b>	<b>16</b>	<b>6-7</b>	<b>1-0</b>	<b>0-0</b>	<b>0-0</b>	<b>0-0</b>	<b>0-0</b>	<b>W1</b>
South Carolina	0-0	.000	0	0	1-0	1.000	56	37	9-5	0-0	0-0	1-0	0-0	0-0	W1
Vanderbilt	0-0	.000	0	0	1-0	1.000	45	14	2-10	1-0	0-0	0-0	0-0	0-0	W1
Florida	0-0	.000	0	0	1-0	1.000	41	3	8-5	1-0	0-0	0-0	0-0	0-0	W1
Kentucky	0-0	.000	0	0	1-0	1.000	14	3	6-7	0-0	1-0	0-0	0-0	0-0	W1
Georgia	0-0	.000	0	0	0-0	.000	21	35	6-7	0-0	0-0	0-1	0-0	0-1	L1

## >> WESTERN DIVISION

	SEC	Pct.	PF	PA	Overall	Pct.	PF	PA	2010	Home	Away	Neutral	vs. Div.	Top 25	Streak
Mississippi State	0-0	.000	0	0	1-0	1.000	59	14	9-4	0-0	1-0	0-0	0-0	0-0	W1
Arkansas	0-0	.000	0	0	1-0	1.000	51	7	10-3	1-0	0-0	0-0	0-0	0-0	W1
Alabama	0-0	.000	0	0	1-0	1.000	48	7	10-3	1-0	0-0	0-0	0-0	0-0	W1
Auburn	0-0	.000	0	0	1-0	1.000	42	38	14-0	1-0	0-0	0-0	0-0	0-0	W1
LSU	0-0	.000	0	0	1-0	1.000	40	27	11-2	0-0	0-0	1-0	0-0	1-0	W1
Mississippi	0-0	.000	0	0	0-1	.000	13	14	4-8	0-1	0-0	0-0	0-0	0-0	L1

## THIS WEEK IN THE SOUTHEASTERN CONFERENCE

### SATURDAY GAMES

All Times Eastern

Central Michigan at **Kentucky**, Noon  
 Mississippi St. at Auburn, SEC Network, 12:21 p.m.  
 Cincinnati at **TENNESSEE**, ESPN2, 3:30 p.m.  
**Alabama** at Penn State, ABC, 3:30 p.m.

South Carolina at Georgia, ESPN, 4:30 p.m.  
 Southern Illinois at **Mississippi**, PPV, 6 p.m.  
 New Mexico at **Arkansas**, ESPNU, 7 p.m.

UAB at **Florida**, FSN, 7 p.m.  
 Connecticut at **Vanderbilt**, 7:30 p.m.  
 Northwestern State at **LSU**, PPV, 8 p.m.

## Where The Vols Rank...

### Passing Yards

Player	Team	Yards
<b>Tyler Bray</b>	<b>Tennessee</b>	<b>293</b>
Barrett Trotter	Auburn	261
Tyler Wilson	Arkansas	260
Aaron Murray	Georgia	236
Jonathan Brantley	Florida	229

### Receiving Yards

Player	Team	Yards
<b>Justin Hunter</b>	<b>Tennessee</b>	<b>146</b>
Marquis Maze	Alabama	118
Jameon Lewis	Mississippi State	113
Oson Charles	Georgia	109
Jarius Wright	Arkansas	108
<b>Da'Rick Rogers</b>	<b>Tennessee</b>	<b>100</b>
Emory Blake	Auburn	95
Travante Stallworth	Auburn	93
Alshon Jeffery	South Carolina	92
Eddie Lacy	Alabama	76

### Receptions

Player	Team	Receptions
Marquis Maze	Alabama	8
<b>Justin Hunter</b>	<b>Tennessee</b>	<b>6</b>
Orson Charles	Georgia	6
Jarius Wright	Arkansas	6
Chris Rainey	Florida	6
<b>Da'Rick Rogers</b>	<b>Tennessee</b>	<b>5</b>
Alshon Jeffery	South Carolina	5
Onterio McCalebb	Auburn	5

### Rushing Yards

Player	Team	Yards
Vick Ballard	Mississippi State	166
Marcus Lattimore	South Carolina	112
Jeff Demps	Florida	105
Spencer Ware	LSU	99
<b>Tauren Poole</b>	<b>Tennessee</b>	<b>98</b>
Michael Ford	LSU	96
Brandon Boykin	Georgia	80
Chris Rainey	Florida	79
Jalston Fowler	Alabama	69
Isaiah Crowell	Georgia	60

### Pass Efficiency

Player	Team	Effic.
Jordan Rodgers	Vanderbilt	266.7
Tyler Russell	Mississippi State	221.0
<b>Tyler Bray</b>	<b>Tennessee</b>	<b>214.6</b>
Barrett Trotter	Auburn	212.3
Brandon Mitchell	Arkansas	200.3

### Scoring

Player	Team	Points
Marcus Lattimore	South Carolina	18
Chris Rainey	Florida	18
Vick Ballard	Mississippi State	18
Trent Richardson	Alabama	18
<b>Marlin Lane</b>	<b>Tennessee</b>	<b>12</b>
5 others	--	12

### Tackles For Loss

Player	Team	TFLs
Jarvis Jones	Georgia	2.5
Winston Guy	Kentucky	2.5
<b>Jacques Smith</b>	<b>Tennessee</b>	<b>2</b>
Chris Smith	Arkansas	2
Jake Holland	Auburn	2
Chris Marve	Vanderbilt	2
Alonzo Highsmith	Arkansas	2
Jamerson Love	Mississippi State	2

### Interceptions

Player	Team	INTs
Winston Guy	Kentucky	2
<b>Art Evans</b>	<b>Tennessee</b>	<b>1</b>
7 Others	--	1

### Fumbles Recovered

Player	Team	Fumbles Rec.
Antonio Allen	South Carolina	2
<b>Marsalis Teague</b>	<b>Tennessee</b>	<b>1</b>
8 others	--	1



## DEREK DOOLEY /// HEAD COACH

It's all in the details for Tennessee head coach Derek Dooley, who spent his first season at Rocky Top laying the foundation on which to support his long-term vision of success for Tennessee football.

With his energetic personality, meticulous approach and belief in the dedication to both the character and on-field development of the student-athlete, Dooley, 43, was able to refocus, reshape and rebrand the Volunteer program in one short year.

After being hired as Tennessee's 22nd head football coach on January 15, 2010, Dooley had less than three weeks to assemble his staff and put the finishing touches on his first of two consecutive recruiting classes ranked in the top 12 nationally. The momentum generated during those early weeks continued to build throughout the 2010 season, as Dooley piloted the Vols to a bowl game, redesigned the now under construction \$40-million, state-of-the-art football training facility, established a new academic accountability system and developed the Vol For Life (VFL) comprehensive player support and character education program, a four-year curriculum that focuses on the often-overlooked personal growth of the student-athlete.

This increased commitment to excellence in all facets of the program provided the framework that helped the Vols exceed expectations on the field in Dooley's first season at the helm. Despite serving as the third head coach of the Tennessee football team in a 15-month period and competing roughly 15-20 scholarship players below the established scholarship limit of 85, Dooley led his first Vols squad to four consecutive November wins, an appearance in the Franklin American Mortgage Music City Bowl against North Carolina, and a 6-7 finish.

Dooley was the head coach at Louisiana Tech during the 2007-09 seasons and also doubled as the school's athletic director from 2008-09. As the head coach of the football team, Dooley's tenure was highlighted by an 8-5 mark in 2008, including the school's first postseason victory in 30 years at the Independence Bowl and only the third bowl game since 1989.

Dooley played college football at Virginia, catching 41 passes for 604 yards and three touchdowns, helping the Cavaliers to three bowl appearances and the 1989 Atlantic Coast Conference championship and graduating in 1990. He then earned his law degree from the University of Georgia in 1994 and subsequently practiced law at a private firm in Atlanta for two years. He then switched gears and returned to his love of football, beginning his coaching career in 1996 as a graduate assistant at Georgia and then spending three years at SMU from 1997-99 as wide receivers coach and recruiting coordinator.

Dooley then coached at LSU under Nick Saban from 2000-04, with the Tigers winning SEC championships in 2003-04 and the BCS national championship in 2003. Dooley then served as the tight ends coach for Miami Dolphins from 2005-06.

Dooley is married to Dr. Allison Jeffers Dooley, an OB/GYN and Fort Worth, Texas, native. They have two sons, John Taylor (12) and Peyton (9) and a daughter, Julianna (7).

### Coaching Career

Year	School	Position
1996	Georgia	Graduate Asst., Defensive Backs
1997	SMU	Wide Receivers Coach
1998-99	SMU	Wide Receivers/Co-Recruiting Coordinator
2000-02	LSU	Recruiting Coord./Tight Ends
2003	LSU	Running Backs/Special Teams
2004	LSU	Asst. Head Coach/Running Backs/Special Teams
2005-06	Miami Dolphins	Tight Ends Coach
2007	Louisiana Tech	Head Coach
2008-09	Louisiana Tech	Head Coach/Athletic Director
2010-	Tennessee	Head Coach

### DOOLEY YEAR TWO

▲ Derek Dooley enters his second season as UT's head coach. A total of 15 coaches have seen a second season on Rocky Top and eight of those have seen an improvement in their second-year records compared to their first. All-time, UT coaches are 92-44-11 (.663) in their second season at the helm.

▲ Adding to the overall improvement, two coaches have won conference championships at UT in their second seasons. Bowden Wyatt led the Vols to an SEC Championship in 1956, while General Neyland coached UT to a Southern Conference Championship in 1927.

### TENNESSEE COACHES IN THEIR SECOND SEASONS:

Name	Years	1st Yr.	2nd Yr.
<b>Derek Dooley</b>	<b>2010-</b>	<b>6-7</b>	<b>1-0</b>
Phillip Fulmer	1993-94	10-2	8-4
<b>Johnny Majors</b>	<b>1977-78</b>	<b>4-7</b>	<b>5-5-1</b>
Bill Battle	1970-71	11-1	10-2
<b>Doug Dickey</b>	<b>1964-65</b>	<b>4-5-1</b>	<b>8-1-2</b>
<b>Bowden Wyatt</b>	<b>1955-56</b>	<b>6-3-1</b>	<b>10-1</b>
Harvey Robinson	1953-54	6-4-1	4-6
<b>John Barnhill</b>	<b>1941-42</b>	<b>8-2</b>	<b>9-1-1</b>
<b>Robert Neyland</b>	<b>1926-27</b>	<b>8-1</b>	<b>8-0-1</b>
<b>M.B. Banks</b>	<b>1921-22</b>	<b>6-2-1</b>	<b>8-2</b>
John R. Bender	1916-19	8-0	3-3-3
<b>Z.G. Clevenger</b>	<b>1911-12</b>	<b>3-4-2</b>	<b>4-4</b>
<b>George Levene</b>	<b>1907-08</b>	<b>7-2-1</b>	<b>7-2</b>
J.D. Depree	1905-06	3-5-1	1-6-2
H.F. Fisher	1902-03	6-2	4-5
J.A. Pierce	1899-1900	6-2	3-2-1

\***Bolded records** indicate improvement vs. first year.

### 2011 Coaching Staff

<b>Derek Dooley</b> , Head Coach
<b>Jim Chaney</b> , Offensive Coord./Running Backs
<b>Justin Wilcox</b> , Defensive Coord
<b>Charlie Baggett</b> , Asst. Head Coach/Receivers
<b>Harry Hiestand</b> , Offensive Line
<b>Darin Hinshaw</b> , Quarterbacks
<b>Terry Joseph</b> , Defensive Backs/Recruiting Coord
<b>Eric Russell</b> , Tight Ends/Special Teams
<b>Peter Sirmon</b> , Linebackers
<b>Lance Thompson</b> , Defensive Line
<b>Ron McKeefery</b> , Football Head Strength Coach
<b>Chino Fontenette</b> , Offensive Graduate Assistant
<b>Schirra Fields</b> , Defensive Graduate Assistant

## TENNESSEE TRENDS

	2011	Dooley
September	1-0	3-2
October	0-0	0-4
November	0-0	4-0
December-January	0-0	0-1
Overall	1-0	7-7

UT's Conference Record...		
at home	0-0	2-2
on the road	0-0	1-3

UT's Non-Conference Record...		
at home	1-0	3-1
on the road	0-0	1-0

UT vs. Ranked Opponents...		
at home	0-0	0-3
on the road	0-0	0-2

UT's Record in Games...		
decided by 7 pts or less	0-0	1-2
decided by 3 pts or less	0-0	1-2
away during the day	0-0	0-3
away at night	0-0	2-0
home during the day	0-0	3-1
home at night	1-0	2-2

UT's Record When Scoring...		
less than 20 points	0-0	0-5
20+ points	1-0	6-2
25+ points	1-0	5-1

UT's Record When Allowing...		
14 or fewer points	0-0	5-0
24 or fewer points	1-0	6-1
25+ points	0-0	1-6

UT's Record When...		
leading after the 1st quarter	1-0	6-4
trailing after the 1st quarter	0-0	1-1
leading at halftime	1-0	7-0
trailing at halftime	0-0	0-4
leading after the 3rd quarter	1-0	7-0
trailing after the 3rd quarter	0-0	0-6
tied after the 4th quarter	0-0	1-1

UT's Record With...		
less than 300 yards total offense	0-0	1-3
400+ yards total offense	1-0	5-1
500+ yards total offense	0-0	2-0
600+ yards total offense	0-0	0-0
less than 100 yards rushing	0-0	2-5
100+ yards rushing	1-0	5-2
150+ yards rushing	0-0	1-2
200+ yards rushing	0-0	1-0
250+ yards rushing	0-0	1-0
less than 200 yards passing	0-0	0-3
300+ yards passing	1-0	4-2
350+ yards passing	0-0	2-0
400+ yards passing	0-0	0-0
450+ yards passing	0-0	0-0

UT's Record When Allowing...		
less than 200 total yards	0-0	1-0
less than 300 total yards	0-0	2-0
less than 400 total yards	1-0	6-2
400 yards+ total offense	0-0	1-5
less than 100 yards rushing	0-0	2-0
100+ yards rushing	1-0	5-7
less than 200 yards passing	0-0	2-1
less than 250 yards passing	1-0	5-5
less than 300 yards passing	0-0	5-6
300+ yards passing	0-0	1-1

■ Tennessee only made one coaching staff change after the 2010 season. In February, the Vols named Peter Sirmon as linebackers coach and moved Lance Thompson to defensive line coach, replacing Chuck Smith.

■ Among all coaching staffs in Division I FBS, the Vols rank 11th in total NFL experience (coaching or playing) with 32 years. The UT staff also ranks 9th in NFL coaching experience at 23 years. Both totals rank second in the SEC, trailing only Florida.

■ In terms of individual NFL coaching experience, only five college coaches have more NFL coaching experience than Tennessee associate head coach/receivers coach Charlie Baggett, who coached in the league for 13 seasons.

# NEYLAND STADIUM /// SHIELDS-WATKINS FIELD



**CAPACITY /// 102,455**

**433-109-17**

Overall Record in 90 Seasons at Neyland Stadium

## The Best Just Got Better

The Home of the Vols got a makeover, transforming one of college football's meccas into an aesthetic masterpiece. The concrete walls that used to hold up the west side were replaced with brick. Below the press box, six new panels display some of the finest to ever don the Orange and White-- **Al Wilson, Gen. Robert R. Neyland, Reggie White, Peyton Manning, Johnny Majors and Doug Atkins.**

Most noticeable from the outside are the approximately **700,000 bricks** that totally transformed the look of the stadium's north and west sides. Standing in the middle of that transformation is the majestic Gate 21 plaza area.

Six lofty archways dominate the entrance, which doubles during the work week as a key campus transportation hub. No doubt the traffic on game days is just as hectic.

Adjacent to the Gate 21 plaza is another change, the new amphitheater at the corner of Phillip Fulmer Way and Andy Holt Avenue. The Vol Network's Kickoff Call-In Show takes place there, sporting spiffy new digs after spending years on a make-shift platform in front of a worn down hillside.

Just inside Gate 21, the Tennessee Official Team Shop is open for business six days a week under management of the UT Bookstore. Four other souvenir locations are located throughout the stadium, including one in an exclusive new seating area.

## LARGEST STADIUMS

In college football

Facility	Capacity
1. Michigan Stadium Michigan	109,901
2. Beaver Stadium Penn State	107,282
<b>3. Neyland Stadium Tennessee</b>	<b>102,455</b>
4. Ohio Stadium Ohio State	102,329
5. Bryant-Denny Stadium Alabama	101,821
6. DKR-Texas Memorial Stadium Texas	100,119
7. L.A. Memorial Coliseum Southern California	93,607
8. Sanford Stadium Georgia	92,746
9. Tiger Stadium LSU	92,400
10. Rose Bowl UCLA	91,136



## The General

### The Proverbial, Perpetual Yardstick

One of the greatest coaches in the history of the game of football, **Gen. Robert Reese Neyland** is still, and will most likely always be, the yardstick by which all Tennessee football coaches are measured. For 21 years, he led the Big Orange to win after win and championship after championship. His 173 wins, seven conference titles and four national championships set the bar at one of the nation's finest football institutions.

According to UT legend **Gus Manning**, no one summed up Neyland and his coaching ability better than **Wallace Wade**:

*"He could take his and beat yours or take yours and beat his."* -- Wallace Wade, Alabama and Duke head coach and Neyland rival.

### Gen. Neyland's Maxims of Football

1. The team that makes the fewest mistakes will win.
2. Play for and make the breaks and when one comes your way -- SCORE.
3. If at first the game or the breaks go against you, don't let up -- put on more steam.
4. Protect our kickers, our QB, our lead and our ball game.
5. Ball, oskie, cover, block, cut and slice, pursue and gang tackle -- for this is the WINNING EDGE.
6. Press the kicking game. Here is where the breaks are made.
7. Carry the fight to our opponent and keep it there for 60 minutes.

## ▲ WHAT THEY ARE SAYING ABOUT NEYLAND STADIUM

*"The big games I played in Neyland Stadium are right up there with the Super Bowl. It is still one of the most electric atmospheres I have ever experienced, and the passion of the fans is what makes the difference."*

-- Peyton Manning, Former Vol and Indianapolis Colts QB

*"It is a remarkable experience. It starts with the Vol Walk down to the stadium, and the energy just builds and builds until you run through the 'T' for kickoff."*

-- Jerod Mayo, Former Vol and New England Patriots LB

*"I've been to LSU, Florida State and Texas and almost every place that could be considered one of the toughest places to play. But we went down to Knoxville for a night game, and that Tennessee crowd was the most impressive that I have ever faced. Neyland Stadium was just electric."*

-- Bob Davie, ESPN game analyst and former Notre Dame head coach

*"It's static noise. You can't hear anything. You go up and down the line -- your wide receivers, your running backs, your tight ends -- nobody can hear. Nobody."*

-- Nate Longshore, Former Cal quarterback (2006)

*"That night in Neyland Stadium -- with the Orange and Rocky Top -- that's my favorite."*

-- Lee Corso, ESPN College Gameday

NEYLAND STADIUM

## Numerical Roster

No.	Name	Pos.	Ht.	Wt.	Cl.	Exp	Hometown (Previous School)
1	Michael Palardy	PK/P	5-11	176	So.	1L	Coral Springs, Fla. (St. Thomas Aquinas)
2	Naz Oliver	WR	5-10	177	So.-rs	Sq.	Jersey City, N.J. (Saint Peter's Prep)
3	Tyler Drummer	WR	6-1	165	So.-tr	Sq.	Powell (Cumberland Univ.)
3	Byron Moore	DB	6-1	205	So.-rs	JC	Carson, Calif. (Los Angeles Harbor [Calif.] CC)
4	Marlin Lane	TB	6-0	205	Fr.	HS	Daytona Beach, Fla. (Mainland)
5	Zach Allen	DB	5-9	195	Jr.-rs	Sq.	Knoxville (Farragut)
5	Matt Darr	P	6-1	221	Fr.-rs	Sq.	Bakersfield, Calif. (Frontier)
6	Vincent Dallas	WR	5-11	185	Fr.	HS	Ellenwood, Ga. (Cedar Grove)
7	Corey Alexander	DB	5-5	150	So.	HS	Gallatin (Station Camp)
7	Nash Nance	QB	6-3	208	Fr.-rs	Sq.	Calhoun, Ga. (Calhoun)
8	Tyler Bray	QB	6-6	210	So.	1L	Kingsburg, Calif. (Kingsburg)
9	Daryl Vereen	LB	5-11	215	Sr.-rs	3L	Charlotte, N.C. (North Mecklenburg)
10	Antonio Jones	WR	6-4	215	So.-rs	JC	Timmonsville, S.C. (Garden City [Kan.] CC)
10	Marsalis Teague	DB	5-10	185	Jr.	2L	Paris (Henry County)
11	Justin Hunter	WR	6-4	200	So.	1L	Virginia Beach, Va. (Ocean Lakes)
12	Matt Simms	QB	6-3	210	Sr.-tr	1L	Franklin Lakes, N.J. (El Camino [Calif.] CC)
13	DeAnthony Arnett	WR	6-0	175	Fr.	HS	Saginaw, Mich. (Saginaw)
14	Justin Worley	QB	6-4	200	Fr.	HS	Rock Hill, S.C. (Northwestern)
15	Chip Rhome	PK/P	6-2	197	Sr.-tr	Sq.	Christiana (Austin Peay State Univ.)
17	Brent Brewer	DB	6-1	215	So.	1L	Tyrone, Ga. (Sandy Creek)
17	Tyler Page	QB	6-3	193	Fr.-rs	Sq.	Candler, N.C. (Asheville)
18	Max Arnold	QB	6-1	180	Fr.	HS	McKenzie (McKenzie)
18	Izauea Lanier	DB	6-1	190	So.-rs	JC	Gordo, Ala. (East Mississippi [Miss.] CC)
19	Tyler Coombes	DB	6-0	185	Fr.-rs	Sq.	Lebanon (Wilson Central)
19	Devrin Young	TB	5-8	165	Fr.	HS	Knoxville (Bearden)
20	Rajion Neal	TB	5-11	210	So.	1L	Fayetteville, Ga. (Sandy Creek)
20	Robert Yonce	DB	6-0	192	Jr.-rs	Sq.	Wytheville, Va. (George Wythe)
21	Michael Carillon	DB	6-0	180	Fr.	HS	Knoxville (Webb School)
21	Da'Rick Rogers	WR	6-3	215	So.	1L	Calhoun (Calhoun)
22	Reggie Juin	TB	5-7	170	So.-rs	HS	Conyers, Ga. (Heritage)
22	Rod Wilks	DB	6-0	214	Jr.-rs	1L	Smyrna (Smyrna)
23	Prentiss Waggner	DB	6-2	185	Jr.-rs	2L	Clinton, La. (Clinton)
24	Eric Gordon	DB	5-9	185	So.-rs	1L	Nashville (Hillsboro)
24	Deanthonie Summerhill	TB	5-9	199	Fr.-rs	Sq.	Tuscumbia, Ala. (Deshler)
25	Art Evans	DB	5-11	180	Sr.-rs	3L	Lakeland, Fla. (Victory Christian)
26	Derrick Brodus	PK/P	5-11	171	Fr.-rs	Sq.	Maryville (Alcoa)
26	Geraldo Orta	DB	6-0	180	Fr.	HS	Valdosta, Ga. (Lowndes)
27	Justin Coleman	DB	5-10	183	Fr.	HS	Brunswick, Ga. (Brunswick)
27	Jacob Carter	WR	6-0	181	Fr.-rs	Sq.	Nashville (Ensworth)
28	Tauren Poole	TB	5-10	215	Sr.	3L	Toccoa, Ga. (Stephens County)
29	Tom Smith	TB	5-11	205	Fr.	HS	Apopka, Fla. (Apopka)
30	Shane Reveiz	LB	5-10	225	Sr.-rs	1L	Farragut (Farragut)
31	Jaron Toney	TB	5-10	180	Fr.-rs	Sq.	Alcoa (Alcoa)
33	Nick Branum	DB	5-11	180	So.-rs	Sq.	Knoxville (Knoxville Catholic)
33	Logan Honeycutt	LB	6-2	225	Fr.-rs	HS	Johnson City (Science Hill)
34	Herman Lathers	LB	6-0	220	Jr.-rs	2L	Baton Rouge, La. (Scotlandville)
35	Robert Nelson	LB	5-11	210	So.-rs	Sq.	Stone Mountain, Ga. (Stone Mountain)
36	Anthony Anderson	WR	5-11	185	Sr.-rs	2L	Knoxville (Austin-East)
37	Donnie Garner	TB	5-9	180	Fr.	HS	Signal Mountain (Signal Mountain)
37	Brian Randolph	DB	6-0	190	Fr.	HS	Kennesaw, Ga. (Kell)
38	Scott Bubis	FB	6-0	235	So.	Tr	Nashville (Univ. of Mississippi)
38	C.J. Fleming	DB	5-10	180	Sr.-rs	Sq.	Richmond, Va. (Highland Springs)
39	Ben Bartholomew	TE	6-2	251	Jr.-rs	2L	Nashville (Montgomery Bell Academy)
39	Grant Jessen	LB	5-11	215	Jr.	Sq.	Cordova (St. George's)
40	Austin Johnson	LB	6-2	240	Sr.	3L	Hickory, N.C. (Hickory)
40	Chris Cates	WR	5-10	189	Jr.-rs	Sq.	Knoxville (Christian Academy of Knoxville)
41	Dontavis Sapp	DB	6-2	219	So.	1L	Valdosta, Ga. (Valdosta)
42	Nigel Mitchell-Thornton	LB	6-1	235	Jr.	2L	Stone Mountain, Ga. (Stephenson)
43	Martaze Jackson	DL	6-2	240	Fr.-rs	Sq.	Demopolis, Ala. (Demopolis)
43	Dakota Summers	TE	6-3	232	Fr.-rs	Sq.	Camden (Central)
44	Maurice Couch	DT	6-2	305	So.-rs	JC	Orlando, Fla. (Garden City [Kan.] CC)
45	Austin Bolen	FB	5-11	206	Fr.-rs	Sq.	Knoxville (Farragut)
45	A.J. Johnson	LB	6-3	245	Fr.	HS	Gainesville, Ga. (Gainesville)
46	Channing Fugate	FB	6-1	250	So.	1L	Jackson, Ky. (Breathitt County)
47	John Propst	LB	6-0	225	So.	1L	Hoover, Ala. (Hoover)
48	Greg King	LB	6-2	235	Jr.	1L	Memphis (Melrose)
48	Austin Taylor	FB	6-2	240	Fr.	HS	Alamo (Crockett County)
50	Raiques Crump	LB	6-1	220	So.	1L	Birmingham, Ala. (Minor)
52	Christian Harris	LB	6-2	235	Fr.	HS	Woodstock, Ga. (Etowah)
53	Jake Storey	LB	5-10	215	Sr.-rs	2L	Titusville, Fla. (Astronaut)
54	Isaac Mobley	OL	6-1	350	So.	HS	Knoxville (West)
54	Jordan Williams	DL	6-5	240	Fr.	HS	Gainesville, Fla. (Gainesville)
55	Jacques Smith	DL	6-2	255	So.	1L	Ooltewah (Ooltewah)
56	Curt Maggitt	LB/DL	6-3	215	Fr.	HS	West Palm Beach, Fla. (Dwyer)
57	Mack Crowder	OL	6-2	275	Fr.	HS	Bristol (Tennessee HS)
58	Andrew Fritts	OL	6-1	300	Fr.	HS	Athens (Christian Academy of Knoxville)
58	Marlon Walls	DL	6-2	281	So.-rs	1L	Olive Branch, Miss. (Hargrave [Va.] Military Academy)
59	Gregory Grieco	LB	5-10	219	Fr.-rs	Sq.	Knoxville (Farragut)
59	Nick Guess	DS	6-3	230	Sr.-rs	1L	Knoxville (Farragut)
60	Carson Anderson	OL	6-1	280	Jr.-rs	Sq.	Florence, Ala. (Florence)

## Alphabetical

No.	Name	Pos.
7	Corey Alexander	DB
5	Zach Allen	DB
36	Anthony Anderson	WR
60	Carson Anderson	OL
13	D'Anthony Arnett	WR
18	Max Arnold	QB
65	Joseph Ayres	DL
39	Ben Bartholomew	TE
86	Willie Bohannon	DL
45	Austin Bolen	FB
33	Nick Branum	DB
8	Tyler Bray	QB
17	Brent Brewer	DB
26	Derrick Brodus	PK/P
38	Scott Bubis	FB
78	Alex Bullard	OL
21	Michael Carillon	DB
63	J.R. Carr	DS
69	Allan Carter	DL
27	Jacob Carter	WR
40	Chris Cates	WR
94	Gregory Clark	DL
88	Cameron Clear	TE
27	Justin Coleman	DB
79	Brock Collier	OL
19	Tyler Coombes	DB
44	Maurice Couch	DL
57	Mack Crowder	OL
50	Raiques Crump	LB
6	Vincent Dallas	WR
5	Matt Darr	P
84	Brendan Downs	TE
3	Tyler Drummer	WR
82	Cory Eichholtz	DB
87	Alex Ellis	WR
25	Art Evans	DB
38	C.J. Fleming	DB
90	Steven Fowlkes	DL
58	Andrew Fritts	OL
46	Channing Fugate	FB
72	Zach Fulton	OL
37	Donnie Garner	TB
65	Jacob Gilliam	OL
73	Darin Gooch	OL
24	Eric Gordon	DB
59	Gregory Grieco	LB
59	Nick Guess	DS
52	Christian Harris	LB
33	Logan Honeycutt	LB
76	Daniel Hood	DL
11	Justin Hunter	WR
97	Malik Jackson	DL
68	Marcus Jackson	OL
43	Martaze Jackson	DL
70	Ja'Wuan James	OL
95	Arthur Jeffery	DL
39	Grant Jessen	LB
45	A.J. Johnson	LB
40	Austin Johnson	LB
10	Antonio Jones	WR
22	Reggie Juin	RB
77	Kyler Kerbyson	OL
48	Greg King	LB
4	Marlin Lane	RB
18	Izauea Lanier	DB
34	Herman Lathers	LB
56	Curt Maggitt	LB
99	Ben Martin	DL
80	Corey Miller	DL
85	Matt Milton	WR
42	Nigel Mitchell-Thornton	LB
54	Issac Mobley	OL
3	Byron Moore	DB
7	Nash Nance	QB
20	Rajion Neal	TB
35	Robert Nelson	LB
2	Naz Oliver	WR
26	Geraldo Orta	DB
17	Tyler Page	QB
66	Marques Pair	OL

## Numerical Roster

No.	Name	Pos.	Ht.	Wt.	Cl.	Exp	Hometown (Previous School)
63	J.R. Carr	DS	5-10	220	So.-rs	Sq.	Lomita, Calif. (South Torrance)
63	Evan Volner	OL	6-3	295	Fr.	HS	Scotts Hill (Scotts Hill)
64	James Stone	OL	6-3	308	So.	1L	Nashville (Maplewood)
65	Joseph Ayres	DL	6-3	280	So.-rs	1L	Knoxville (Chattanooga McCallie)
65	Jacob Gilliam	OL	6-4	275	Fr.-rs	Sq.	Knoxville (Farragut)
66	Marques Pair	OL	6-5	310	Fr.-rs	Sq.	Sumter, S.C. (Sumter)
67	Alan Posey	OL	6-6	330	Fr.	HS	Athens, Ga. (Clarke Central)
68	Marcus Jackson	OL	6-2	326	Fr.	HS	Vero Beach, Fla. (Vero Beach)
69	Allan Carson	DL	6-2	325	Fr.	HS	Oxford, Ala. (Oxford)
70	Ja'Wuan James	OL	6-6	324	So.	1L	Suwanee, Ga. (North Gwinnett)
71	Dallas Thomas	OL	6-5	305	Jr.-rs	2L	Baton Rouge, La. (Scotlandville)
72	Zach Fulton	OL	6-5	330	So.	1L	Homewood, Ill. (Homewood-Flossmoor)
73	Darin Gooch	OL	6-2	301	Jr.	1L	Reno, Nev. (Butte [Calif.] JC)
74	Antonio Richardson	OL	6-6	325	Fr.	HS	Nashville (Pearl-Cohn)
75	JerQuari Schofield	OL	6-6	333	So.-rs	1L	Aiken, S.C. (South Aiken)
76	Daniel Hood	DL	6-4	293	So.-rs	Sq.	Knoxville (Knoxville Catholic)
77	Kyler Kerbyson	OL	6-5	305	Fr.	HS	Knoxville (Knoxville Catholic)
78	Alex Bullard	OL	6-2	309	So.	Tr.	Franklin (Univ. of Notre Dame)
79	Brock Collier	OL	6-3	265	Fr.-rs.	HS	Franklin (Brentwood Academy)
80	Corey Miller	DL	6-3	265	So.	1L	Wellford, S.C. (Byrnes)
80	Dylan West	WR	6-1	181	Fr.-rs	Sq.	Oneida (Oneida)
81	Mychal Rivera	TE	6-3	254	Jr.-rs	1L	Valencia, Calif. (College of the Canyons)
82	Cory Eichholtz	WR	5-8	184	Jr.-rs	1L	Knoxville (Bearden)
83	Zach Rogers	WR	6-0	180	Jr.	2L	Nashville (David Lipscomb)
84	Brendan Downs	TE	6-5	237	Fr.	HS	Bristol (Tennessee HS)
85	Matt Milton	WR	6-5	210	So.	Sq.	Mascoutah, Ill. (Mascoutah)
86	Willie Bohannon	DL	6-2	254	Jr.-rs	2L	Mobile, Ala. (Blount)
87	Alex Ellis	WR	6-4	215	Fr.	HS	Del Mar, Del. (Del Mar)
88	Cameron Clear	TE	6-6	265	Fr.	HS	Memphis (Central)
90	Steven Fowlkes	DL	6-5	265	Jr.-rs	Sq.	College Park, Ga. (Banneker)
94	Gregory Clark	DL	6-2	322	Fr.-rs	Sq.	Warner Robins, Ga. (Northside)
95	Arthur Jeffery	DL	6-3	305	So.-rs	Sq.	Sarasota, Fla. (Booker)
96	Trevarris Saulsberry	DL	6-5	280	Fr.	HS	Gainesville, Fla. (Gainesville)
97	Malik Jackson	DL	6-5	270	Sr.-tr	1L	Northridge, Calif. (Univ. of Southern California)
99	Ben Martin	DL	6-4	265	Sr.-rs	3L	Cincinnati, Ohio (La Salle)

## Alphabetical

No.	Name	Pos.
1	Michael Palardy	PK/P
28	Tauren Poole	TB
67	Alan Posey	OL
47	John Propst	LB
37	Brian Randolph	DB
30	Shane Reveiz	LB
15	Chip Rhome	PK/P
74	Antonio Richardson	OL
81	Mychal Rivera	TE
21	Da'Rick Rogers	WR
83	Zach Rogers	WR
41	Dontavis Sapp	DB
96	Trevarris Saulsberry	DL
75	JerQuari Schofield	OL
12	Matt Simms	QB
55	Jacques Smith	DL
29	Tom Smith	TB
64	James Stone	OL
53	Jake Storey	LB
24	Deanthonie Summerhill	TB
43	Dakota Summers	TE
48	Austin Taylor	FB
10	Marsalis Teague	DB
71	Dallas Thomas	OL
31	Jaron Toney	TB
9	Daryl Vereen	LB
63	Evan Volner	OL
23	Prentiss Waggner	DB
58	Marlon Walls	DL
80	Dylan West	WR
22	Rod Wilks	DB
54	Jordan Williams	DL
14	Justin Worley	QB
20	Robert Yonce	DB
19	Devrin Young	TB

## Lettermen/Starters Returning

### >> LETTERMEN RETURNING (43)

#### OFFENSE (18)

##### TIGHT ENDS

Mychal Rivera\*

##### CENTERS

Darin Gooch\*  
James Stone\*

##### WIDE RECEIVERS

Anthony Anderson\*\*  
++Cory Eichholtz\*  
Justin Hunter\*  
Da'Rick Rogers\*  
Zach Rogers\*\*

##### TACKLES

Ja'Wuan James\*  
Dallas Thomas\*\*

##### QUARTERBACKS

Tyler Bray\*  
Matt Simms\*

##### GUARDS

Zach Fulton\*  
JerQuari Schofield\*

##### FULLBACKS

+Ben Bartholomew\*\*  
Channing Fugate\*

##### TAILBACKS

Rajion Neal\*  
Tauren Poole\*\*\*

#### DEFENSE (23)

##### ENDS

Willie Bohannon\*\*  
Jacques Smith\*  
++Marlon Walls\*  
#Ben Martin\*\*\*

##### LINEBACKERS

Raiques Crump\*  
Austin Johnson\*\*\*  
++Greg King\*  
Herman Lathers\*\*  
N. Mitchell-Thornton\*\*  
John Propst\*  
++Shane Reveiz\*  
Jake Storey\*\*  
Daryl Vereen\*\*\*

##### DEFENSIVE BACKS

Brent Brewer\*  
Art Evans\*\*\*  
Eric Gordon\*  
Dontavis Sapp\*  
Marsalis Teague\*\*  
Prentiss Waggner\*\*  
++Rod Wilks\*

##### TACKLES

Joseph Ayres\*  
Malik Jackson\*  
Corey Miller\*

#### SPECIALISTS (2)

Michael Palardy  
(Placekicker/Punter)\*  
Nick Guess (Snapper)\*

#Lettered in 2007, 08, 09  
+Lettered in 2008, 09  
++Lettered in 2009

## STARTERS RETURNING/LOST

### STARTERS RETURNING: 12

#### >> OFFENSE (7):

**LT** Dallas Thomas (Jr., 6-5, 305)  
**RG** Zach Fulton (So., 6-5, 330)  
**C** James Stone (So., 6-3, 308)  
**RT** Ja'Wuan James (So., 6-6, 324)  
**QB** Tyler Bray (So., 6-6, 210)  
**TB** Tauren Poole (Sr., 5-10, 215)  
**FB** Channing Fugate (So., 6-1, 250)

#### >> DEFENSE (5):

**DT** Malik Jackson (Sr., 6-5, 270)  
**LB** Herman Lathers (Jr., 6-0, 220)\*  
**CB** Marsalis Teague (Jr., 5-10, 185)  
**CB** Prentiss Waggner (Jr., 6-2, 185)  
**S** Brent Brewer (So., 6-1, 207)

#### >> SPECIALISTS (0):

\* Currently out with injury

### STARTERS LOST: 12

#### >> OFFENSE (4):

**TE** Luke Stocker (Sr., 6-6, 253)  
**RG** Jarrod Shaw (Sr., 6-4, 331)  
**WR** Gerald Jones (Sr., 6-0, 195)  
**WR** Denarius Moore (Sr., 6-1, 194)

#### >> DEFENSE (6):

**DE** Gerald Williams (Sr., 6-3, 250)  
**NT** Victor Thomas (Sr., 6-3, 293)  
**DE** Chris Walker (Sr., 6-3, 245)  
**LB** LaMarcus Thompson (Sr., 6-1, 228)  
**LB** Nick Reveiz (Sr. 5-10, 224)  
**S** Janzen Jackson (Jr., 6-0, 180)

#### >> SPECIALISTS (2):

**PK** Daniel Lincoln (Sr., 6-0, 210)  
**P** Chad Cunningham (Sr., 6-2, 210)

### >> LETTERMEN LOST (20)

#### OFFENSE (7)

FB Kevin Cooper\*\*\*  
WR Gerald Jones\*\*\*\*  
WR Denarius Moore\*\*\*\*  
TB David Oku\*\*  
C Cody Pope\*  
OG Jarrod Shaw\*\*\*  
TE Luke Stocker\*\*\*

#### DEFENSE (11)

DT Minor Bowens\* (Ser.)  
LB Savion Frazier\*\*\*  
DT Montori Hughes\*\*  
LB Nick Reveiz\*\*\*\*  
DT Rae Sykes\*  
DT Victor Thomas\*\*  
LB L.Thompson\*\*\*\*  
DE Chris Walker\*\*\*\*  
DE Gerald Williams\*\*\*  
DB Tyler Wolf\*\*  
DB Janzen Jackson\*\*

#### SPECIALISTS (2)

P Chad Cunningham\*\*\*\*  
PK Daniel Lincoln\*\*\*\*



# Tennessee Volunteers

## Depth Chart (as of Sept. 4)

### >> Offense

<b>TE</b>	<b>81</b>	<b>Mychal Rivera</b>	<b>6-3</b>	<b>254</b>	<b>Jr.-RS</b>	
	84	Brendan Downs	6-5	237	Fr.	OR
	88	Cameron Clear	6-6	265	Fr.	
<b>LT</b>	<b>71</b>	<b>Dallas Thomas</b>	<b>6-5</b>	<b>305</b>	<b>Jr.-RS</b>	
	74	Antonio Richardson	6-6	325	Fr.	
<b>LG</b>	<b>78</b>	<b>Alex Bullard</b>	<b>6-2</b>	<b>309</b>	<b>So.</b>	
	68	Marcus Jackson	6-2	326	Fr.	
<b>C</b>	<b>64</b>	<b>James Stone</b>	<b>6-3</b>	<b>308</b>	<b>So.</b>	
	57	Mack Crowder	6-2	275	Fr.	
<b>RG</b>	<b>72</b>	<b>Zach Fulton</b>	<b>6-5</b>	<b>330</b>	<b>So.</b>	
	75	JerQuari Schofield	6-6	333	So.-RS	
<b>RT</b>	<b>70</b>	<b>Ja'Wuan James</b>	<b>6-6</b>	<b>324</b>	<b>So.</b>	
	77	Kyler Kerbyson	6-5	305	Fr.	
<b>X</b>	<b>11</b>	<b>Justin Hunter</b>	<b>6-4</b>	<b>200</b>	<b>So.</b>	
	6	Vincent Dallas	5-11	185	Fr.	
<b>Z</b>	<b>21</b>	<b>Da'Rick Rogers</b>	<b>6-3</b>	<b>215</b>	<b>So.</b>	
	36	Anthony Anderson	5-11	185	Sr.-RS	
<b>SLOT</b>	<b>83</b>	<b>Zach Rogers</b>	<b>6-0</b>	<b>180</b>	<b>Jr.</b>	
	13	DeAnthony Arnett	6-0	175	Fr.	
<b>QB</b>	<b>8</b>	<b>Tyler Bray</b>	<b>6-6</b>	<b>210</b>	<b>So.</b>	
	12	Matt Simms	6-3	210	Sr.	
<b>TB</b>	<b>28</b>	<b>Tauren Poole</b>	<b>5-10</b>	<b>215</b>	<b>Sr.</b>	
	4	Marlin Lane	6-0	205	Fr.	
<b>FB</b>	<b>46</b>	<b>Channing Fugate</b>	<b>6-1</b>	<b>250</b>	<b>So.</b>	
	39	Ben Bartholomew	6-2	251	Jr.-RS	

### >> Defense

<b>LE</b>	<b>55</b>	<b>Jacques Smith</b>	<b>6-2</b>	<b>255</b>	<b>So.</b>	
	86	Willie Bohannon	6-2	254	Jr.-RS	
<b>DT</b>	<b>97</b>	<b>Malik Jackson</b>	<b>6-5</b>	<b>270</b>	<b>Sr.</b>	
	80	Corey Miller	6-3	265	So.	
<b>NT</b>	<b>76</b>	<b>Daniel Hood</b>	<b>6-4</b>	<b>293</b>	<b>So.-RS</b>	
	44	Maurice Couch	6-2	305	So.-RS	OR
	65	Joseph Ayres	6-3	280	So.-RS	
<b>RE</b>	<b>99</b>	<b>Ben Martin</b>	<b>6-4</b>	<b>265</b>	<b>Sr.-RS</b>	
	58	Marlon Walls	6-2	281	So.-RS	
<b>SLB</b>	<b>56</b>	<b>Curt Maggitt</b>	<b>6-3</b>	<b>215</b>	<b>Fr.</b>	
	9	Daryl Vereen	5-11	215	Sr.-RS	OR
	41	Dontavis Sapp	6-2	219	So.	
<b>MLB</b>	<b>40</b>	<b>Austin Johnson</b>	<b>6-2</b>	<b>240</b>	<b>Sr.</b>	
	47	John Propst	6-0	225	So.	
<b>WLB</b>	<b>45</b>	<b>A.J. Johnson</b>	<b>6-3</b>	<b>245</b>	<b>Fr.</b>	
	30	Shane Reveiz	5-10	225	Sr.-RS	
<b>LCB</b>	<b>27</b>	<b>Justin Coleman</b>	<b>5-10</b>	<b>183</b>	<b>Fr.</b>	
	18	Izauea Lanier	6-1	190	So.-RS	
<b>SS</b>	<b>17</b>	<b>Brent Brewer</b>	<b>6-1</b>	<b>215</b>	<b>So.</b>	
	22	Rod Wilks	6-0	214	Jr.-RS	
<b>FS</b>	<b>23</b>	<b>Prentiss Waggoner</b>	<b>6-2</b>	<b>185</b>	<b>Jr.-RS</b>	
	37	Brian Randolph	6-0	190	Fr.	
<b>RCB</b>	<b>10</b>	<b>Marsalis Teague</b>	<b>5-10</b>	<b>185</b>	<b>Jr.</b>	
	25	Art Evans	5-11	180	Sr.-RS	

### >> Specialists

<b>P</b>	<b>5</b>	<b>Matt Darr</b>	<b>6-1</b>	<b>221</b>	<b>Fr.-RS</b>	
	1	Michael Palardy	5-11	176	So.	
<b>PK</b>	<b>1</b>	<b>Michael Palardy</b>	<b>5-11</b>	<b>176</b>	<b>So.</b>	
	15	Chip Rhome	6-2	197	Sr.-TR	
<b>KOS</b>	<b>1</b>	<b>Michael Palardy</b>	<b>5-11</b>	<b>176</b>	<b>So.</b>	
	15	Chip Rhome	6-2	197	Sr.-TR	
<b>DS</b>	<b>59</b>	<b>Nick Guess</b>	<b>6-3</b>	<b>230</b>	<b>Sr.-RS</b>	
	63	J.R. Carr	5-10	220	So.-RS	
<b>H</b>	<b>15</b>	<b>Chip Rhome</b>	<b>6-2</b>	<b>197</b>	<b>Sr.-TR</b>	
	5	Matt Darr	6-1	221	Fr.-RS	

### >> Returners

<b>PR</b>	<b>4</b>	<b>Marlin Lane</b>	<b>6-0</b>	<b>205</b>	<b>Fr.</b>	
	36	Anthony Anderson	5-11	185	Sr.-RS	
<b>KR</b>	<b>21</b>	<b>Da'Rick Rogers</b>	<b>6-3</b>	<b>215</b>	<b>So.</b>	
	<b>28</b>	<b>Tauren Poole</b>	<b>5-10</b>	<b>215</b>	<b>Sr.</b>	



# Cincinnati Bearcats

## Depth Chart (as of Sept. 4)

### >> Offense

<b>TE</b>	<b>86</b>	<b>Blake Annen</b>	<b>6-5</b>	<b>245</b>	<b>So.</b>	
	18	Travis Kelce	6-6	252	Jr.	OR
	88	Adrien Robinson	6-5	268	Sr.	
<b>LT</b>	<b>59</b>	<b>Alex Hoffman</b>	<b>6-7</b>	<b>299</b>	<b>Sr.</b>	
	71	Eric Lefeld	6-6	281	Fr.-RS	
<b>LG</b>	<b>53</b>	<b>Randy Martinez</b>	<b>6-1</b>	<b>290</b>	<b>Sr.</b>	
	66	Sean McClellan	6-4	272	So.	
<b>C</b>	<b>72</b>	<b>Evan Davis</b>	<b>6-4</b>	<b>285</b>	<b>Sr.</b>	
	63	Dan Sprague	6-3	285	So.	
<b>RG</b>	<b>76</b>	<b>Austen Bujnoch</b>	<b>6-5</b>	<b>280</b>	<b>So.</b>	
	79	Andre Cureton	6-6	301	So.	
<b>RT</b>	<b>77</b>	<b>Sean Hooley</b>	<b>6-9</b>	<b>300</b>	<b>Jr.</b>	
	62	Cory Keebler	6-7	286	Fr.-RS	
<b>WR</b>	<b>1</b>	<b>Kenbrell Thompkins</b>	<b>6-1</b>	<b>196</b>	<b>Jr.</b>	
	80	Alex Chisum	6-3	178	Fr.	
<b>WR</b>	<b>6</b>	<b>Anthony McClung</b>	<b>6-0</b>	<b>164</b>	<b>So.</b>	
	7	Shaq Washington	5-9	165	Fr.	
<b>WR</b>	<b>3</b>	<b>DJ Woods</b>	<b>6-0</b>	<b>178</b>	<b>Sr.</b>	
	84	Orion Woodard	6-3	216	Sr.	
<b>QB</b>	<b>12</b>	<b>Zach Collaros</b>	<b>6-0</b>	<b>223</b>	<b>Sr.</b>	
	4	Munchie Legaux	6-5	197	So.	
	17	Jordan Luallen	6-3	215	So.	
<b>RB</b>	<b>23</b>	<b>Isaiah Pead</b>	<b>5-11</b>	<b>198</b>	<b>Sr.</b>	
	32	George Winn	5-11	195	Jr.	

### >> Defense

<b>DE</b>	<b>54</b>	<b>Walter Stewart</b>	<b>6-5</b>	<b>244</b>	<b>Jr.</b>	
	58	Brandon Mills	5-10	245	Jr.	
<b>DT</b>	<b>95</b>	<b>Derek Wolfe</b>	<b>6-5</b>	<b>300</b>	<b>Sr.</b>	
	44	Camaron Beard	6-5	279	Fr.-RS	
<b>DT</b>	<b>40</b>	<b>John Hughes</b>	<b>6-4</b>	<b>305</b>	<b>Sr.</b>	
	94	Jordan Stepp	6-1	273	So.	
<b>DE</b>	<b>99</b>	<b>Dan Giordano</b>	<b>6-4</b>	<b>260</b>	<b>Jr.</b>	
	45	Rob Trigg	6-3	265	Sr.	
<b>WLB</b>	<b>4</b>	<b>Maalik Bomar</b>	<b>6-2</b>	<b>219</b>	<b>Jr.</b>	
	57	Clemente Casseus	6-1	205	Fr.	
<b>MLB</b>	<b>37</b>	<b>JK Schaffer</b>	<b>6-1</b>	<b>232</b>	<b>Sr.</b>	
	52	Dwight Jackson	6-1	205	Fr.	OR
	33	Solomon Tentman	6-2	222	Fr.-RS	
<b>SLB</b>	<b>36</b>	<b>Ben Pooler</b>	<b>6-3</b>	<b>232</b>	<b>Sr.</b>	
	43	Nick Temple	5-11	214	Fr.	
<b>BC</b>	<b>11</b>	<b>Deven Drane</b>	<b>5-11</b>	<b>180</b>	<b>So.</b>	
	9	Dominique Battle	5-11	185	Sr.	
<b>FS</b>	<b>24</b>	<b>Wesley Richardson</b>	<b>6-0</b>	<b>200</b>	<b>Sr.</b>	
	17	Malcolm Murray	6-1	199	Jr.	
<b>SS</b>	<b>26</b>	<b>Drew Frey</b>	<b>6-3</b>	<b>203</b>	<b>Jr.</b>	
	25	Arryn Chenault	6-0	197	So.	
	13	Pat Lambert	6-1	198	Jr.	
<b>N</b>	<b>20</b>	<b>Chris Williams</b>	<b>5-11</b>	<b>194</b>	<b>Jr.</b>	<b>OR</b>
	<b>5</b>	<b>Reuben Johnson</b>	<b>5-10</b>	<b>191</b>	<b>Jr.</b>	
<b>FC</b>	<b>21</b>	<b>Camerron Cheatham</b>	<b>5-9</b>	<b>190</b>	<b>Jr.</b>	
	8	Adrian Witty	5-10	181	So.	

### >> Specialists

<b>P</b>	<b>34</b>	<b>Pat O'Donnell</b>	<b>6-5</b>	<b>217</b>	<b>Jr.</b>	
	29	Shane Popham	6-0	182	Sr.	
<b>PK</b>	<b>18</b>	<b>Tony Miliano</b>	<b>6-2</b>	<b>200</b>	<b>Fr.-RS</b>	
	29	Shane Popham	6-0	182	Sr.	
<b>LS</b>	<b>96</b>	<b>Tom DeTemple</b>	<b>6-2</b>	<b>236</b>	<b>Sr.</b>	
	61	Kirk Willis	6-3	220	Fr.	
<b>H</b>	<b>34</b>	<b>Pat O'Donnell</b>	<b>6-5</b>	<b>217</b>	<b>Jr.</b>	
	11	Brendon Kay	6-4	233	Jr.	

### >> Returners

<b>PR</b>	<b>3</b>	<b>DJ Woods</b>	<b>6-0</b>	<b>178</b>	<b>Sr.</b>	<b>OR</b>
	<b>23</b>	<b>Isaiah Pead</b>	<b>5-11</b>	<b>198</b>	<b>Sr.</b>	
	6	Anthony McClung	6-0	164	So.	
<b>KR</b>	<b>19</b>	<b>Ralph David Abernathy IV</b>	<b>5-7</b>	<b>160</b>	<b>Fr.</b>	
	<b>3</b>	<b>DJ Woods</b>	<b>6-0</b>	<b>178</b>	<b>Sr.</b>	
	6	Anthony McClung	6-0	164	So.	

## ■ 2011 Statistics

Overall: 1-0 | SEC: 0-0 | Home: 1-0 | Away: 0-0 | Neutral: 0-0

### ■ 2011 Schedule and Results

Date	Opponent (rank)	TV	Site	Time/Result	Attend.	Highlights
Sept. 3	Montana	VideoSeat PPV	Knoxville	W 42-16	94,661	Hunter, Rogers each 100 yds. receiving; UT posts 5th consec. regular-season win
Sept. 10	Cincinnati	ESPN2	Knoxville	3:30 p.m.	---	---
Sept. 17	Florida*	CBS	Gainesville	3:30 p.m.	---	---
Oct. 1	Buffalo	---	Knoxville	TBA	---	---
Oct. 8	Georgia*	---	Knoxville	TBA	---	---
Oct. 15	LSU*	---	Knoxville	TBA	---	---
Oct. 22	at Alabama*	---	Tuscaloosa	TBA	---	---
Oct.	South Carolina*	---	Knoxville	TBA	---	---
Nov. 5	MTSU (HC)	---	Knoxville	TBA	---	---
Nov. 12	Arkansas*	---	Fayetteville	TBA	---	---
Nov. 19	Vanderbilt*	---	Knoxville	TBA	---	---
Nov. 26	at Kentucky*	---	Lexington	TBA	---	---

Rankings listed (AP/USA Today) HC-Homecoming \*-SEC Game

### ■ Team Statistics

	UT	OPP
<b>SCORING</b>	<b>42</b>	<b>16</b>
Points Per Game	42.0	16.0
<b>FIRST DOWNS</b>	<b>19</b>	<b>18</b>
Rushing	8	8
Passing	9	9
Penalty	2	1
<b>RUSHING YARDAGE</b>	<b>128</b>	<b>111</b>
Yards gained rushing	153	138
Yards lost rushing	25	27
Rushing Attempts	46	30
Average Per Rush	2.8	3.7
Average Per Game	128.0	111.0
TDs Rushing	2	1
<b>PASSING YARDAGE</b>	<b>311</b>	<b>235</b>
Comp-Att-Int	18-25-0	20-38-1
Average Per Pass	12.4	6.2
Average Per Catch	17.3	11.8
Average Per Game	311.0	235.0
TDs Passing	3	1
<b>TOTAL OFFENSE</b>	<b>439</b>	<b>346</b>
Total Plays	71	68
Average Per Play	6.2	5.1
Average Per Game	439.0	346.0
<b>KICK RETURNS: #-Yards</b>	<b>3-100</b>	<b>7-114</b>
Average Per Return	33.3	16.3
<b>PUNT RETURNS: #-Yards</b>	<b>5-23</b>	<b>1-2</b>
Average Per Return	4.6	2.0
<b>INT RETURNS: #-Yards</b>	<b>1-37</b>	<b>0-0</b>
Average Per Return	37.0	0.0
<b>FUMBLES-LOST</b>	<b>6-0</b>	<b>2-2</b>
<b>PENALTIES-Yards</b>	<b>6-40</b>	<b>4-44</b>
Average Per Game	40.0	44.0
<b>PUNTS-Yards</b>	<b>4-149</b>	<b>8-342</b>
Average Per Punt	37.2	42.8
Net punt average	36.8	39.9
<b>TIME OF POSSESSION/Game</b>	<b>35:19</b>	<b>24:41</b>
<b>3RD-DOWN Conversions</b>	<b>10/17</b>	<b>7/16</b>
3rd-Down Pct	59%	44%
<b>4TH-DOWN Conversions</b>	<b>1/3</b>	<b>0/1</b>
4th-Down Pct	33%	0%
<b>SACKS BY-Yards</b>	<b>0-0</b>	<b>3-21</b>
<b>MISC YARDS</b>	<b>0</b>	<b>0</b>
<b>TOUCHDOWNS SCORED</b>	<b>6</b>	<b>2</b>
Field Goals-Attempts	0-0	0-0
PAT-Attempts	(6-6) 100%	(2-2) 100%
<b>ON-SIDE KICKS</b>	<b>0-0</b>	<b>0-0</b>
<b>RED-ZONE SCORES</b>	<b>(3-4) 75%</b>	<b>(1-2) 50%</b>
<b>RED-ZONE TOUCHDOWNS</b>	<b>(3-4) 75%</b>	<b>(1-2) 50%</b>
<b>ATTENDANCE</b>	<b>94661</b>	<b>0</b>
Games/Avg Per Game	1/94661	0/0
Neutral Site Games		0/0

### ■ Score by Quarters

	1st	2nd	3rd	4th	OT	Total
Tennessee	14	14	7	7	--	42
Opponents	0	7	2	7	--	16

### ■ Rushing

Name	GP	Att	Gain	Loss	Net	Avg	TD	Long	Avg/G
Poole, T.	1	24	99	1	98	4.1	1	28	98.0
Lane, M.	1	10	37	2	35	3.5	1	18	35.0
Neal, R.	1	2	7	0	7	3.5	0	4	7.0
Smith, T.	1	3	6	0	6	2.0	0	5	6.0
TEAM 1	1	0	1	-1	-1.0	0	0	-1.0	
Bray, T.	1	6	4	21	-17	-2.8	0	3	-17.0
<b>Totals</b>	<b>1</b>	<b>46</b>	<b>153</b>	<b>25</b>	<b>128</b>	<b>2.8</b>	<b>2</b>	<b>28</b>	<b>128.0</b>
<b>Opponents</b>	<b>1</b>	<b>30</b>	<b>138</b>	<b>27</b>	<b>111</b>	<b>3.7</b>	<b>1</b>	<b>27</b>	<b>111.0</b>

### ■ Passing

Name	GP	Effic	Att-Comp-Int	Pct	Yds	TD	Lng	Avg/G
Bray, T.	1	214.63	17-24-0	70.8	293	3	81	293.0
Simms, M.	1	251.20	1-1-0	100.0	18	0	18	18.0
<b>Totals</b>	<b>1</b>	<b>216.10</b>	<b>18-25-0</b>	<b>72.0</b>	<b>311</b>	<b>3</b>	<b>81</b>	<b>311.0</b>
<b>Opponents</b>	<b>1</b>	<b>108.00</b>	<b>20-38-1</b>	<b>52.6</b>	<b>235</b>	<b>1</b>	<b>80</b>	<b>235.0</b>

### ■ Receiving

Name	GP	Rec	Yds	Avg	TD	Long	Avg/G
Hunter, J.	1	6	146	24.3	1	81	146.0
Rogers, D.	1	5	100	20.0	1	47	100.0
Fugate, C.	1	3	17	5.7	0	7	17.0
Lane, M.	1	2	16	8.0	1	9	16.0
Bartholomew, B.	1	1	18	18.0	0	18	18.0
Rogers, Z.	1	1	14	14.0	0	12	14.0
<b>Totals</b>	<b>1</b>	<b>18</b>	<b>311</b>	<b>17.3</b>	<b>3</b>	<b>81</b>	<b>311.0</b>
<b>Opponents</b>	<b>1</b>	<b>20</b>	<b>235</b>	<b>11.8</b>	<b>1</b>	<b>80</b>	<b>235.0</b>

### ■ Punting

Name	Punts	Yds	Avg	Lg	TB	FC	I20	50+	Blkd
Darr, M.	2	68	34.0	37	0	1	0	0	0
Palardy, M.	2	81	40.5	44	0	1	0	0	0
<b>Totals</b>	<b>4</b>	<b>149</b>	<b>37.2</b>	<b>44</b>	<b>0</b>	<b>2</b>	<b>0</b>	<b>0</b>	<b>0</b>
<b>Opponents</b>	<b>8</b>	<b>342</b>	<b>42.8</b>	<b>57</b>	<b>0</b>	<b>0</b>	<b>5</b>	<b>0</b>	<b>0</b>

### ■ Interceptions

Name	Int	Yds	Avg	TD	Long
Evans, A.	1	37	37.0	1	37
<b>Totals</b>	<b>1</b>	<b>37</b>	<b>37.0</b>	<b>1</b>	<b>37</b>
<b>Opponents</b>	<b>0</b>	<b>0</b>	<b>0.0</b>	<b>0</b>	<b>0</b>

## SEC/NCAA Rankings

### ■ SEC/NCAA Individual Rankings

Category	Name	Stat	SEC	NCAA
Rushing-Game	Tauren Poole	98.0	5	35
Rushing Efficiency	Tyler Bray	214.63	1	5
Receptions-Game	Justin Hunter	6.0	T-2	T-46
	Da'Rick Rogers	5.0	T-6	T-75
Receiving Yards-Game	Justin Hunter	146.0	1	11
	Da'Rick Rogers	100.0	6	42
Interceptions-Game	Art Evans	1.00	T-2	T-8
Punt Returns-Avg	Marlin Lane	5.75	9	49
Scoring	Marlin Lane	12.00	T-5	T-25

### ■ SEC/NCAA Team Rankings

Category	Stat	SEC	NCAA	Category	Stat	SEC	NCAA
Scoring Offense	42.0	6	T-27	Passing Defense	235.0	8	71
Total Offense	439.0	5	40	Passing Efficiency Defense	107.97	7	49
Rushing Offense	128.0	8	74	Sacks by	.00	T-9	T-90
Passing Offense	311.0	3	16	Tackles For Loss	6.00	T-5	T-55
Passing Efficiency	216.10	2	7	Net Punting	36.75	8	63
Sacks Allowed	3.00	9	T-83	Punt Returns	4.6	10	65
Scoring Defense	16.0	8	41	Kickoff Returns	33.3	2	12
Total Defense	346.0	10	58	Turnover Margin	+3.00	1	T-9
Rushing Defense	111.0	8	50				

## 2011 Statistics

### Punt Returns

Name	Ret	Yds	Avg	TD	Long
Lane, M.	4	23	5.8	0	9
TEAM	1	0	0.0	0	0
<b>Totals</b>	<b>5</b>	<b>23</b>	<b>4.6</b>	<b>0</b>	<b>9</b>
<b>Opponents</b>	<b>1</b>	<b>2</b>	<b>2.0</b>	<b>0</b>	<b>2</b>

### Kickoff Returns

Name	Ret	Yds	Avg	TD	Long
Fugate, C.	1	44	44.0	0	44
Poole, T.	1	27	27.0	0	27
Rogers, D.	1	29	29.0	0	29
<b>Totals</b>	<b>3</b>	<b>100</b>	<b>33.3</b>	<b>0</b>	<b>44</b>
<b>Opponents</b>	<b>7</b>	<b>114</b>	<b>16.3</b>	<b>0</b>	<b>21</b>

### Fumble Returns

Name	Ret	Yds	Avg	TD	Long
---	---	---	---	---	---
<b>Totals</b>	<b>0</b>	<b>0</b>	<b>0.0</b>	<b>0</b>	<b>0</b>
<b>Opponents</b>	<b>0</b>	<b>0</b>	<b>0.0</b>	<b>0</b>	<b>0</b>

### Field Goals

No.	Name	FGM-FGA	Pct.	1-19	20-29	30-39	40-49	50+	Lg	Blk
-----	------	---------	------	------	-------	-------	-------	-----	----	-----

#### Field Goal Sequence By Player

#### Field Goal Sequence By Game

	Tennessee	Opponents
Montana	--	--
Cincinnati	--	--
at Florida	--	--
Buffalo	--	--
Georgia	--	--
LSU	--	--
at Alabama	--	--
South Carolina	--	--
MTSU	--	--
at Arkansas	--	--
Vanderbilt	--	--
at Kentucky	--	--
<b>Totals</b>	<b>0-0</b>	<b>0-0</b>

### Kickoffs

Name	KO	YDS	AVG	TB	OB	RET	NET	YD LN
Palardy, M.	7	452	64.6	1	0			
Darr, M.	1	57	57.0	0	0			
<b>Totals</b>	<b>8</b>	<b>509</b>	<b>63.6</b>	<b>1</b>	<b>0</b>	<b>114</b>	<b>46.9</b>	<b>23</b>
<b>Opponents</b>	<b>3</b>	<b>182</b>	<b>60.7</b>	<b>0</b>	<b>0</b>	<b>100</b>	<b>27.3</b>	<b>42</b>

### Scoring

Name	TD	FGs	PAT Kick	PAT Rush	PAT Rcv	PAT Pass	PAT DXP	Saf	Pts
Lane, M.	2	0-0	0-0	0-0	0	0-0	0	0	12
Evans, A.	1	0-0	0-0	0-0	0	0-0	0	0	6
Palardy, M.	0	0-0	6-6	0-0	0	0-0	0	0	6
Hunter, J.	1	0-0	0-0	0-0	0	0-0	0	0	6
Rogers, D.	1	0-0	0-0	0-0	0	0-0	0	0	6
Poole, T.	1	0-0	0-0	0-0	0	0-0	0	0	6
<b>Totals</b>	<b>6</b>	<b>0-0</b>	<b>6-6</b>	<b>0-0</b>	<b>0</b>	<b>0-0</b>	<b>0</b>	<b>0</b>	<b>42</b>
<b>Opponents</b>	<b>2</b>	<b>0-0</b>	<b>2-2</b>	<b>0-0</b>	<b>0</b>	<b>0-0</b>	<b>0</b>	<b>1</b>	<b>16</b>

### All Purpose

Name	GP	Rush	Rec	PR	KR	IR	Tot	Avg/G
Hunter, J.	1	0	146	0	0	0	146	146.0
Rogers, D.	1	0	100	0	29	0	129	129.0
Poole, T.	1	98	0	0	27	0	125	125.0
Lane, M.	1	35	16	23	0	0	74	74.0
Fugate, C.	1	0	17	0	44	0	61	61.0
Evans, A.	1	0	0	0	0	37	37	37.0
Bartholomew, B.	1	0	18	0	0	0	18	18.0
Rogers, Z.	1	0	14	0	0	0	14	14.0
Neal, R.	1	7	0	0	0	0	7	7.0
Smith, T.	1	6	0	0	0	0	6	6.0
TEAM	1	-1	0	0	0	0	-1	-1.0
Bray, T.	1	-17	0	0	0	0	-17	-17.0
<b>Totals</b>	<b>1</b>	<b>128</b>	<b>311</b>	<b>23</b>	<b>100</b>	<b>37</b>	<b>599</b>	<b>599.0</b>
<b>Opponents</b>	<b>1</b>	<b>111</b>	<b>235</b>	<b>2</b>	<b>114</b>	<b>0</b>	<b>462</b>	<b>462.0</b>

### Total Offense

Name	GP	Plays	Rush	Pass	Tot	Avg/G
Bray, T.	1	30	-17	293	276	276.0
Poole, T.	1	24	98	0	98	98.0
Lane, M.	1	10	35	0	35	35.0
Simms, M.	1	1	0	18	18	18.0
Neal, R.	1	2	7	0	7	7.0
Smith, T.	1	3	6	0	6	6.0
TEAM	1	1	-1	0	-1	-1.0
<b>Totals</b>	<b>1</b>	<b>71</b>	<b>128</b>	<b>311</b>	<b>439</b>	<b>439.0</b>
<b>Opponents</b>	<b>1</b>	<b>68</b>	<b>111</b>	<b>235</b>	<b>346</b>	<b>346.0</b>

## 2011 Red-Zone Stats

### Tennessee Inside Opponent Red-Zone

Date	Opponent	Score	Times In RZ	Times Scored	Total Pts	Rush TDs	Pass TDs	FGs Made	---- Failed to score inside RZ ----						
									FGA	Downs	Int	Fumb	Half	Game	
Sept 3	Montana	W, 42-16	4	3	21	3	2	1	0	0	1	0	0	0	0
Sept 10	Cincinnati														
Sept 17	at Florida														
Oct 1	Buffalo														
Oct 8	Georgia														
Oct 15	LSU														
Oct 22	at Alabama														
Oct 29	S. Carolina														
Nov 5	MTSU														
Nov 12	at Arkansas														
Nov 19	Vanderbilt														
Nov 26	at Kentucky														
<b>Totals</b>			<b>4</b>	<b>3</b>	<b>21</b>	<b>3</b>	<b>2</b>	<b>1</b>	<b>0</b>	<b>0</b>	<b>1</b>	<b>0</b>	<b>0</b>	<b>0</b>	<b>0</b>
			<b>3 of 4 (75.0%)</b>												

### Opponent Inside Tennessee Red-Zone

Date	Opponent	Score	Times In RZ	Times Scored	Total Pts	Rush TDs	Pass TDs	FGs Made	---- Failed to score inside RZ ----						
									FGA	Downs	Int	Fumb	Half	Game	
Sept 3	Montana	W, 42-16	2	1	7	1	1	0	0	0	1	0	0	0	0
Sept 10	Cincinnati														
Sept 17	at Florida														
Oct 1	Buffalo														
Oct 8	Georgia														
Oct 15	LSU														
Oct 22	at Alabama														
Oct 29	S. Carolina														
Nov 5	MTSU														
Nov 12	at Arkansas														
Nov 19	Vanderbilt														
Nov 26	at Kentucky														
<b>Totals</b>			<b>2</b>	<b>1</b>	<b>7</b>	<b>1</b>	<b>1</b>	<b>0</b>	<b>0</b>	<b>0</b>	<b>1</b>	<b>0</b>	<b>0</b>	<b>0</b>	<b>0</b>
			<b>1 of 2 (50.0%)</b>												

# 2011 Statistics

## Defensive Statistical Leaders

No.	Player	GP	ST	AT	TT	TFL	Sacks	Int	PBU	PD	QBH	FF	FR-Yds	Blk
9	Vereen, D.	1	4	2	5.0	.	.	.	.	.	.	.	.	.
24	Gordon, E.	1	4	.	4.0	1.0-2	.	.	.	.	.	.	.	.
55	Smith, J.	1	3	1	3.5	2.0-7	.	.	.	1	.	.	.	.
25	Evans, A.	1	3	.	3.0	.	.	1-37	.	.	.	.	.	.
22	Wilks, R.	1	2	2	3.0	0.5-1	.	.	.	.	.	.	.	.
56	Maggitt, C.	1	3	.	3.0	.	.	.	.	.	.	.	.	.
58	Walls, M.	1	2	2	3.0	0.5-1	.	.	.	2	.	.	.	.
40	Johnson, Aus.	1	2	2	3.0	0.5-0	.	.	.	1	.	.	.	.
17	Brewer, B.	1	2	1	2.5	0.5-2	.	.	.	.	.	.	.	.
97	Jackson, Mal.	1	1	2	2.0	.	.	.	.	1	.	.	.	.
23	Waggner, P.	1	2	.	2.0	.	.	.	1	1	.	.	.	.
41	Sapp, D.	1	2	.	2.0	.	.	.	.	.	.	.	.	.
65	Ayres, J.	1	1	2	2.0	.	.	.	.	.	.	.	.	.
10	Teague, M.	1	1	2	2.0	.	.	.	.	.	1-0	.	.	.
99	Martin, B.	1	1	1	1.5	.	.	.	1	.	.	.	.	.
47	Propst, J.	1	.	3	1.5	0.5-2	.	.	.	1	.	.	.	.
45	Johnson, A.J.	1	.	3	1.5	0.5-0	.	.	.	.	.	.	.	.
80	Miller, C.	1	1	1	1.5	.	.	.	.	.	.	.	.	.
86	Bohannon, W.	1	1	1	1.5	.	.	.	.	.	.	.	.	.
37	Randolph, B.	1	1	.	1.0	.	.	.	.	.	.	.	.	.
50	Crump, R.	1	1	.	1.0	.	.	.	.	.	.	.	.	.
42	Mi-Thornton, N.	1	.	1	0.5	.	.	.	.	.	.	.	.	.
44	Couch, M.	1	.	1	0.5	.	.	.	.	.	.	.	.	.
76	Hood, D.	1	.	1	0.5	.	.	.	.	.	.	.	.	.
36	Anderson, A.	1	.	.	.	.	.	.	.	.	1-0	.	.	.
27	Coleman, J.	1	.	.	.	.	.	.	1	.	.	.	.	.
<b>Totals</b>		<b>1</b>	<b>37</b>	<b>28</b>	<b>51.0</b>	<b>6-15</b>	<b>0-0</b>	<b>1-37</b>	<b>3</b>	<b>7</b>	<b>2-0</b>	<b>.</b>	<b>.</b>	<b>.</b>
<b>Opponents</b>		<b>1</b>	<b>44</b>	<b>40</b>	<b>64.0</b>	<b>5.0-24</b>	<b>3-21</b>	<b>.</b>	<b>2</b>	<b>.</b>	<b>.</b>	<b>4</b>	<b>.</b>	<b>1</b>

## Special Teams Tackle Leaders

Player	Total	KO	Punt
Wilks, R.	3	3	0
Crump, R.	1	1	0
Sapp, D.	1	1	0
Maggitt, C.	1	1	0
Brewer, B.	1	1	0
Johnson, Aus.	1	1	0
<b>TOTALS</b>	<b>8</b>	<b>8</b>	<b>0</b>

## Vols on Opening Offensive Drives

Game	1st Half	2nd Half
Montana	Punt	TD
Cincinnati		
at Florida		
Buffalo		
Georgia		
LSU		
at Alabama		
South Carolina		
MTSU		
at Arkansas		
Vanderbilt		
at Kentucky		

## Vols on Opening Defensive Series

Game	1st Half	2nd Half
Montana	Fumble	Punt
Cincinnati		
at Florida		
Buffalo		
Georgia		
LSU		
at Alabama		
South Carolina		
MTSU		
at Arkansas		
Vanderbilt		
at Kentucky		

## Tennessee Giveaway/Takeaway

Game	Giveaway			Takeaway		
	Fum	Int	Tot	Fum	Int	Tot Dif.
Montana	0	0	0	2	1	3 +3
Cincinnati						
at Florida						
Buffalo						
Georgia						
LSU						
at Alabama						
South Carolina						
MTSU						
at Arkansas						
Vanderbilt						
at Kentucky						
<b>TOTAL</b>						

## Field Goal Sequence

Game	Tennessee	Opponent
Montana	-	-
Cincinnati		
At Florida		
Buffalo		
Georgia		
LSU		
at Alabama		
South Carolina		
MTSU		
at Arkansas		
Vanderbilt		
at Kentucky		

Numbers in (parentheses) indicate field goal was made.  
b--Blocked.

## Fumbles

Name	No.-Lost
Tauren Poole	2-0
Tyler Bray	1-0
Zach Rogers	1-0
Marlin Lane	1-0
Team	1-0
<b>TOTAL</b>	<b>19-9</b>

## Down Breakdown

Down/Gain	Loss	0	1	2	3	4	5	6	7	8	9	10	11+	20+	Cnv	Att
1-1	0	1	0	0	0	0	0	0	0	0	0	0	0	0	0	0-1
1-2	0	0	0	0	0	0	0	0	0	0	0	0	0	0	0	0-0
1-3	0	0	0	0	0	0	0	0	0	0	0	0	0	0	0	0-0
1-4	0	0	0	0	0	0	0	0	0	0	0	0	0	0	0	0-0
1-5	0	0	0	0	0	0	0	0	0	0	0	0	0	0	0	0-0
1-6	0	0	0	0	0	0	0	0	0	0	0	0	0	0	0	0-0
1-7	0	0	0	0	0	0	0	0	0	0	0	0	0	0	0	0-0
1-8	0	0	0	0	0	0	0	0	0	1	0	0	0	0	0	1-1
1-9	0	0	0	0	0	1	0	0	0	0	0	0	0	0	0	0-1
1-10	2	7	2	0	2	2	4	2	0	1	0	0	2	2	2	4-26
<b>1-All</b>	<b>2</b>	<b>8</b>	<b>2</b>	<b>0</b>	<b>2</b>	<b>3</b>	<b>4</b>	<b>2</b>	<b>0</b>	<b>2</b>	<b>0</b>	<b>0</b>	<b>2</b>	<b>2</b>	<b>2</b>	<b>5-29</b>

Down/Gain	Loss	0	1	2	3	4	5	6	7	8	9	10	11+	20+	Cnv	Att
2-1	0	0	1	0	0	0	0	0	0	0	0	0	0	0	0	1-1
2-2	0	0	1	0	0	0	0	0	0	0	0	0	0	0	0	0-1
2-3	0	0	0	0	0	0	0	0	0	0	0	0	0	0	0	0-0
2-4	0	0	0	2	0	0	0	0	0	0	0	0	0	0	0	0-2
2-5	0	0	0	0	2	2	0	0	0	0	0	0	1	0	1	1-5
2-6	0	0	1	0	0	0	0	0	0	0	0	0	0	0	0	0-1
2-7	0	0	0	0	0	0	1	0	0	0	0	0	0	0	0	0-1
2-8	0	0	0	1	0	0	0	0	0	0	0	0	0	0	0	0-1
2-9	0	0	0	1	0	0	0	0	0	0	0	0	0	1	1	1-2
2-10	1	0	1	0	0	1	0	1	1	1	1	0	1	0	1	0-8
<b>2-All</b>	<b>1</b>	<b>0</b>	<b>4</b>	<b>4</b>	<b>2</b>	<b>3</b>	<b>0</b>	<b>2</b>	<b>1</b>	<b>1</b>	<b>1</b>	<b>0</b>	<b>2</b>	<b>1</b>	<b>3</b>	<b>3-22</b>

Down/Gain	Loss	0	1	2	3	4	5	6	7	8	9	10	11+	20+	Cnv	Att
3-1	0	1	2	2	0	0	0	0	0	0	0	0	0	0	0	4-5
3-2	0	0	1	0	0	0	0	0	1	0	0	0	1	1	1	3-4
3-3	0	0	0	0	0	1	0	0	0	0	0	0	0	0	0	1-1
3-4	0	0	0	0	0	0	0	0	0	0	0	0	0	0	0	0-0
3-5	0	0	0	0	0	0	0	0	0	1	0	0	1	0	0	1-1
3-6	0	0	0	0	0	0	1	0	0	0	0	0	0	0	0	0-1
3-7	0	1	0	0	0	1	0	0	0	0	0	0	0	1	1	1-3
3-8	0	0	0	0	0	0	0	0	0	0	0	0	0	0	0	0-0
3-9	0	1	0	0	0	0	0	0	0	0	0	0	0	0	0	0-1
3-10	0	1	0	0	0	0	0	0	0	0	0	0	0	0	0	0-1
<b>3-All</b>	<b>0</b>	<b>4</b>	<b>3</b>	<b>2</b>	<b>0</b>	<b>2</b>	<b>1</b>	<b>0</b>	<b>1</b>	<b>0</b>	<b>1</b>	<b>0</b>	<b>1</b>	<b>2</b>	<b>1</b>	<b>10-17</b>

Down/Gain	Loss	0	1	2	3	4	5	6	7	8	9	10	11+	20+	Cnv	Att
4-1	0	1	0	0	1	0	0	0	0	0	0	0	0	0	0	1-2
4-2	0	0	0	0	0	0	0	0	0	0	0	0	0	0	0	0-0
4-3	0	1	0	0	0	0	0	0	0	0	0	0	0	0	0	0-1
4-4	0	0	0	0	0	0	0	0	0	0	0	0	0	0	0	0-0
4-5	0	0	0	0	0	0	0	0	0	0	0	0	0	0	0	0-0
4-6	0	0	0	0	0	0	0	0	0	0	0	0	0	0	0	0-0
4-7	0	0	0	0	0	0	0	0	0	0	0	0	0	0	0	0-0
4-8	0	0	0	0	0	0	0	0	0	0	0	0	0	0	0	0-0
4-9	0	0	0	0	0	0	0	0	0	0	0	0	0	0	0	0-0
4-10	0	0	0	0	0	0	0	0	0	0	0	0	0	0	0	0-0
<b>4-All</b>	<b>0</b>	<b>2</b>	<b>0</b>	<b>0</b>	<b>1</b>	<b>0</b>	<b>0</b>	<b>0</b>	<b>0</b>	<b>0</b>	<b>0</b>	<b>0</b>	<b>0</b>	<b>0</b>	<b>0</b>	<b>1-3</b>

# ■ Team Totals and Starters

## ■ Team Totals Game-by-Game

	1st	Rushing	Passing	Total Offense	Punts	Fumbles	Penalties	KO Ret.	Punt Ret.	Int. Ret.	3rd-Dn	Time of
	Score	Downs	(No-Yds-TD)	(C-A-I-Yds-TD)	(Ply-Yds)	No-Avg	No-Lost	No-Yds	No-Yds	No-Yds	Convs.	Poss.
TENNESSEE	42	19	46-128-2	18-25-0-311-3	71-439	4-37.2	6-0	6-40	3-100	5-23	1-37	10 of 17 35:19
Montana	16	18	30-111-1	20-38-1-235-1	68-346	8-42.8	2-2	4-44	7-114	1-2	0-0	7 of 16 24:41
TENNESSEE												
Cincinnati												
TENNESSEE												
at Florida												
TENNESSEE												
Buffalo												
TENNESSEE												
Georgia												
TENNESSEE												
LSU												
TENNESSEE												
at Alabama												
TENNESSEE												
South Carolina												
TENNESSEE												
MTSU												
TENNESSEE												
at Arkansas												
TENNESSEE												
Vanderbilt												
TENNESSEE												
at Kentucky												

## ■ Starting Lineups

Offense	TE	LT	LG	C	RG	RT	WR	WR	QB	TB	FB	PK
MONTANA	M. Rivera	D. Thomas	A. Bullard	J. Stone	Z. Fulton	J. James	J. Hunter	D. Rogers	T. Bray	T. Poole	C. Fugate	M. Palardy
CINCINNATI												
at Florida												
BUFFALO												
GEORGIA												
LSU												
at Alabama												
SOUTH CAROLINA												
MTSU												
at Arkansas												
VANDERBILT												
at Kentucky												

Defense	LE	DT	NT	RE	SLB	MLB	WLB	LCB	SS	FS	RCB	P
MONTANA	J. Smith	Mal. Jackson	D. Hood	B. Martin	C. Maggitt	Aus. Johnson	A.J. Johnson	J. Coleman	B. Brewer	P. Waggner	M. Teague	M. Darr
CINCINNATI												
at Florida												
BUFFALO												
GEORGIA												
LSU												
at Alabama												
SOUTH CAROLINA												
MTSU												
at Arkansas												
VANDERBILT												
at Kentucky												

## ■ Starting Experience

Offense	'08	'09	'10	'11	Tot	Strk	Defense	'08	'09	'10	'11	Tot	Strk	Special Teams	'08	'09	'10	'11	Tot	Strk
Anthony Anderson, DB	.	1	-	-	1	-	Joseph Ayres, DT	.	.	1	-	1	-	Matt Darr, P	.	.	.	1	1	1
Alex Bullard, OG	.	.	.	1	1	1	Willie Bohannon, DE	.	1	-	-	1	-	Michael Palardy, P/PK	.	.	6	1	7	1
Tyler Bray, QB	.	.	5	1	6	6	Brent Brewer, DB	.	.	6	1	7	7	<b>Totals</b>	-	-	6	2	8	-
Channing Fugate, FB	.	.	5	1	6	4	Justin Coleman, DB	.	.	-	1	1	1							
Zach Fulton	.	.	5	1	6	3	Art Evans, DB	.	12	6	-	18	-							
Darin Gooch, C	.	.	6	.	6	-	Eric Gordon, DB	.	.	6	-	6	-							
Justin Hunter, WR	.	.	2	1	3	1	Daniel Hood, DT	.	.	-	1	1	1							
Ja'Wuan James, OT	.	.	13	1	14	14	Malik Jackson, DL	.	.	12	1	13	10							
Tauren Poole, TB	.	.	13	1	14	14	A.J. Johnson, LB	.	.	-	1	1	1							
Mychal Rivera, TE	.	.	.	1	1	1	Austin Johnson, LB	.	.	-	1	1	1							
Da'Rick Rogers, WR	.	.	.	1	1	1	Greg King, LB	.	2	-	-	2	-							
Zach Rogers, WR	.	.	4	.	4	-	Herman Lathers, LB	.	5	12	-	17	9							
Matt Simms, QB	.	.	8	.	8	-	Curt Maggitt, LB	.	.	-	1	1	1							
James Stone, C	.	.	8	1	9	6	Ben Martin, DE	.	11	-	1	12	1							
Dallas Thomas, OT	.	.	13	1	14	14	Corey Miller, DL	.	.	2	-	2	-							
<b>Totals</b>	-	1	82	11	94	-	Jacques Smith, DE	.	.	-	1	1	1							
*Anderson's one start in 2009 was at defensive back.							Marsalis Teague, DB	.	*5	8	1	14	3							
							Prentiss Waggner, DB	.	2	13	1	16	14							
							Daryl Vereen, LB	.	.	1	-	1	-							
							<b>Totals</b>	-	38	67	11	116	-							
							*Teague's five starts in 2009 were at wide receiver.													

# ■ Drive Chart

## ■ Tennessee vs. Montana (Sept. 3)

Team	Qtr	Drive Started			Drive Ended			Consumed	
		Spot	Time	Obtained	Spot	Time	How Lost	Pl-Yds	TOP
MONT	1st	M47	00:00	Punt	M47	12:57	Fumble	0-0	0:00
MONT	1st	M17	12:47	Kickoff	U41	10:15	Punt	8-42	2:32
MONT	1st	M27	08:29	Kickoff	M27	07:37	Punt	3-0	0:52
MONT	1st	M39	06:14	Punt	U49	03:56	Punt	6-12	2:18
MONT	2nd	M30	13:13	Kickoff	M35	11:09	Punt	3-5	2:04
MONT	2nd	M20	04:06	Kickoff	U00	03:49	*TOUCHDOWN	1-80	0:17
MONT	2nd	M25	01:53	Punt	M26	00:26	Punt	3-1	1:27
MONT	3rd	M21	14:55	Kickoff	U47	12:49	Punt	7-32	2:06
MONT	3rd	M33	12:40	Kickoff	M44	12:12	Interception	2-11	0:28
MONT	3rd	M29	12:06	Kickoff	U45	09:35	Punt	7-26	2:31
MONT	3rd	M33	03:26	Downs	U19	01:01	Downs	10-48	2:25#
MONT	4th	M32	14:09	Punt	M44	12:05	Fumble	6-12	2:04
MONT	4th	M18	09:04	Kickoff	U00	06:04	*TOUCHDOWN	9-82	3:00#
MONT	4th	M02	02:21	Downs	M07	00:21	Punt	3-5	2:00
UT	1st	U31	15:00	Kickoff	U24	12:57	Punt	3--7	2:03
UT	1st	M47	12:57	Fumble	M00	12:47	*TOUCHDOWN	1-47	0:10
UT	1st	U16	10:15	Punt	M00	08:36	*TOUCHDOWN	3-84	1:39
UT	1st	U16	07:37	Punt	U17	06:14	Punt	3-1	1:23
UT	1st	U04	03:56	Punt	M00	13:21	*TOUCHDOWN	12-96	5:35#
UT	2nd	U24	11:09	Punt	M00	04:06	*TOUCHDOWN	13-76	7:03#
UT	2nd	U29	03:41	Kickoff	U38	01:53	Punt	3-9	1:48
UT	2nd	U33	00:26	Punt	U39	00:00	End of half	2-6	0:26
UT	3rd	U01	12:49	Punt	U00	12:45	*SAFETY	1--1	0:04
UT	3rd	M00	12:12	Interception	M00	12:12	*TOUCHDOWN	0-0	0:00
UT	3rd	U11	09:35	Punt	M33	03:26	Downs	14-56	6:09
UT	3rd	U19	01:01	Downs	U31	14:09	Punt	3-12	1:52
UT	4th	M44	12:05	Fumble	M00	09:10	*TOUCHDOWN	6-44	2:55#
UT	4th	M32	05:53	Kickoff	M01	02:21	Downs	6-31	3:32#
UT	4th	M37	00:21	Punt	M38	00:00	End of half	1--1	0:21

MONTANA	1st Qtr	2nd Qtr	3rd Qtr	4th Qtr	1st Half	2nd Half	Total
<b>Time of possession</b>	05:49	03:56	07:46	07:10	09:45	14:56	24:41
<b>3rd Down Conversions</b>	2/5	0/2	3/6	2/3	2/7	5/9	7/16
<b>Avg Field Position</b>	M27	M25	M29	M17	M26	M24	M25
<b>4th Down Conversions</b>	0/0	0/0	0/1	0/0	0/0	0/1	0/1

TENNESSEE	1st Qtr	2nd Qtr	3rd Qtr	4th Qtr	1st Half	2nd Half	Total
<b>Time of possession</b>	09:11	11:04	07:14	07:50	20:15	15:04	35:19
<b>3rd Down Conversions</b>	3/5	3/5	3/4	1/3	6/10	4/7	10/17
<b>Avg Field Position</b>	U24	U28	U10	M38	U25	U36	U30
<b>4th Down Conversions</b>	0/0	1/1	0/1	0/1	1/1	0/2	1/3

### DRIVE SUMMARY

	Own #/Avg	Opp. #/Avg
<b>Obtained</b>		
Kickoff	3/42.7	8/24.4
Punt	8/21.0	4/35.8
Field goal	0/0.0	0/0.0
Fumble	2/54.5	0/0.0
Interception	1/100.0	0/0.0
Downs	1/19.0	2/17.5
<b>All drives</b>	<b>15/34.9</b>	<b>14/26.6</b>

## ■ 2011 Superlatives

### 2011 Team Superlatives

#### ■ Tennessee Highs and Lows

Points Scored	42	Montana
Low	--	----
First Downs	19	Montana
Low	--	----
Rushing Attempts	46	Montana
Low	--	----
Rushing Yards	128	Montana
Low	--	----
Rushing TDs	2	Montana
Low	--	----
Passes Attempted	25	Montana
Low	--	----
Passes Completed	18	Montana
Low	--	----
Had Intercepted	0	Montana
Low	--	----
Passing Yards	311	Montana
Low	--	----
Passing TDs	3	Montana
Low	--	----
Total Offensive Plays	71	Montana
Low	--	----
Total Offensive Yards	439	Montana
Low	--	----
Fumbles	6	Montana
Low	--	----
Fumbles Lost	0	Montana
Low	--	----
Penalties	6	Montana
Low	--	----
Penalty Yards	40	Montana
Low	--	----
QB Sacks by	0	Montana
Low	--	----

#### ■ Opponent Highs and Lows

Points Scored	16	Montana
Low	--	----
First Downs	18	Montana
Low	--	----
Rushing Attempts	30	Montana
Low	--	----
Rushing Yards	111	Montana
Low	--	----
Rushing TDs	1	Montana
Low	--	----
Passes Attempted	38	Montana
Low	--	----
Passes Completed	20	Montana
Low	--	----
Had Intercepted	1	Montana
Low	--	----
Passing Yards	235	Montana
Low	--	----
Passing TDs	1	Montana
Low	--	----
Total Offensive Plays	68	Montana
Low	--	----
Total Offensive Yards	346	Montana
Low	--	----
Fumbles	2	Montana
Low	--	----
Fumbles Lost	2	Montana
Low	--	----
Penalties	4	Montana
Low	--	----
Penalty Yards	44	Montana
Low	--	----
QB Sacks by	3	Montana
Low	--	----

### 2011 Individual Superlatives

#### ■ Most by a Vol...

Rushing Attempts	24	Tauren Poole vs. Montana
Net Rushing Yards	99	Tauren Poole vs. Montana
Rushing TDs	1	Tauren Poole, Marlin Lane vs. Montana
Pass Attempts	24	Tyler Bray vs. Montana
Pass Completions	17	Tyler Bray vs. Montana
Had Intercepted	--	----
Pass Yards	293	Tyler Bray vs. Montana
Pass TDs	3	Tyler Bray vs. Montana
Total Offense Plays	30	Tyler Bray vs. Montana
Total Offense Yards	293	Tyler Bray vs. Montana
Receptions	6	Justin Hunter vs. Montana
Receiving Yards	146	Justin Hunter vs. Montana
Receiving TDs	1	Justin Hunter, Da'Rick Rogers, Marlin Lane vs. Montana
Points Scored	12	Marlin Lane vs. Montana
Touchdowns	2	Marlin Lane vs. Montana
Field Goals (Made)	--	----
PATs (Made)	6	Michael Palardy vs. Montana
Punts	2	Michael Palardy, Matt Darr vs. Montana
Punt Average (min. 3)	--	----
Punt Returns	4	Marlin Lane vs. Montana
Punt Return Yards	23	Marlin Lane vs. Montana
Kickoff Returns	1	T. Poole, D. Rogers, C. Fugate vs. Montana
Kickoff Return Yards	44	Channing Fugate vs. Montana
Total Tackles	6	Daryl Vereen vs. Montana
Solo Tackles	4	Daryl Vereen, Eric Gordon vs. Montana
TFL	2.0	Jacques Smith vs. Montana
Sacks	--	----
Interceptions	1	Art Evans vs. Montana
Interception Return Yds.	37	Art Evans vs. Montana

#### ■ Tennessee's Long Plays

Rushing	28	Tauren Poole vs. Montana
Passing	81	Tyler Bray to Justin Hunter vs. Montana (TD)
Field Goal	--	----
Punt	44	Michael Palardy vs. Montana
Punt Return	9	Marlin Lane vs. Montana
Kickoff Return	44	Channing Fugate vs. Montana
Interception Return	37	Art Evans vs. Montana (TD)
Fumble Return	0	Marsalis Teague, Anthony Anderson vs. Montana

#### ■ Most by an Opponent...

Rushing Attempts	9	Peter Nguyen, Montana
Net Rushing Yards	67	Peter Nguyen, Montana
Rushing TDs	1	Jordan Canada, Montana
Pass Attempts	36	Jordan Johnson, Montana
Pass Completions	19	Jordan Johnson, Montana
Had Intercepted	1	Jordan Johnson, Montana
Pass Yards	226	Jordan Johnson, Montana
Pass TDs	1	Jordan Johnson, Montana
Total Offense Plays	38	Jordan Johnson, Montana
Total Offense Yards	230	Jordan Johnson, Montana
Receptions	4	Antwon Moutra, Montana
Receiving Yards	80	Jabin Sambrano, Montana
Receiving TDs	1	Jabin Sambrano, Montana
Points Scored	6	Jordan Canada, Jabin Sambrano, Montana
Touchdowns	1	Jordan Canada, Jabin Sambrano, Montana
Field Goals	--	----
PATs	2	Brody McKnight, Montana
Punts	5	Sean Wren, Montana
Punt Average (min. 3)	43.0	Sean Wren, Montana
Punt Returns	1	Peter Nguyen, Montana
Punt Return Yards	2	Peter Nguyen, Montana
Kickoff Returns	6	Jabin Sambrano, Montana
Kickoff Return Yards	96	Jabin Sambrano, Montana
Total Tackles	13	Caleb McSurdy, Montana
Solo Tackles	6	Caleb McSurdy, Montana
TFL	2.0	Ben Hughes, Montana
Sacks	1.0	C. McSurdy, B. Hughes, R. Fetherston, Montana
Interceptions	--	----
Interception Return Yds	--	----

#### ■ Opponent's Long Plays

Rushing		
Passing	80	Jordan Johnson to Jabin Sambrano, Montana (TD)
Field Goal	--	----
Punt	57	Sean Wren, Montana
Punt Return	2	Peter Nguyen, Montana
Kickoff Return	21	Jabin Sambrano, Montana
Interception Return	--	----
Fumble Return	--	----

## ■ The Last Time Tennessee...

### Individual

---

<b>Rushed for 100 yards</b>
107, Tauren Poole vs. Mississippi, 11/13/10
<b>Rushed for 200 yards</b>
223, Arian Foster vs. Vanderbilt, 11/19/05
<b>Rushed for 250 yards</b>
294, Chuck Webb vs. Mississippi, 11/18/89
<b>Passed for 200 yards</b>
<b>293, Tyler Bray vs. Montana, 9/4/11</b>
<b>Passed for 300 yards</b>
312, Tyler Bray vs. North Carolina (Music City Bowl), 12/30/10
<b>Passed for 400 yards</b>
408, Peyton Manning vs. Northwestern (Citrus Bowl), 1/1/97
<b>Passed for 500 yards</b>
523, Peyton Manning at Kentucky, 11/22/97
<b>Had 100 yards receiving</b>
<b>146, Justin Hunter vs. Montana, 9/4/11</b>
<b>100, Da'Rick Rogers vs. Montana, 9/4/11</b>
<b>Had 150 yards receiving</b>
205, Denarius Moore vs. Kentucky, 11/27/10
<b>Had 200 yards receiving</b>
205, Denarius Moore vs. Kentucky, 11/27/10
<b>Returned a kickoff for a touchdown</b>
44, Bret Smith SOUTH CAROLINA, 10/30/04 (onside kick)
<b>Returned a conventional kickoff for a touchdown</b>
82, Mark Jones vs. Alabama, 10/26/02
<b>Returned a kickoff 100 yards</b>
Leonard Scott vs. Georgia, 10/9/99
<b>Returned a punt for a touchdown</b>
53, Mark Jones vs. Vanderbilt, 11/22/03
<b>Returned a punt at least 75 yards</b>
86, Terry Fair vs. Arkansas, 11/16/96 (touchdown)
<b>Returned a blocked punt for a touchdown</b>
20, Antonio Wardlow vs. Louisiana-Lafayette, 11/3/07
<b>Returned a blocked field goal for a touchdown</b>
90, Tyrone Hines vs. South Carolina, 10/28/95
<b>Returned a pass interception for a touchdown</b>
<b>1, Art Evans vs. Montana, 9/13/11</b>
<b>Returned a fumble for a touchdown</b>
18, Parys Haralson vs. Alabama, 10/23/04
<b>Returned an extra point for a score</b>
97, Floyd Miley vs. Mississippi (at Memphis), 11/17/90 (blocked kick return)
<b>Rushed for three touchdowns</b>
3, Montario Hardesty at Kentucky, 11/28/09
<b>Threw three touchdown passes</b>
<b>3, Tyler Bray vs. Montana, 9/4/11</b>
<b>Caught three touchdown passes</b>
3, Chris Hannon vs. Mississippi State, 11/15/03
<b>Made three field goals</b>
3, Michael Palardy at Memphis, 11/6/10
<b>Had an 80-yard run</b>
87, LaMarcus Coker at Vanderbilt, 11/18/06
<b>Had an 80-yard pass completion</b>
<b>81, Tyler Bray to Justin Hunter vs. Montana, 9/4/11</b>
<b>Had 20 tackles</b>
21, Tom Fisher at Auburn (in Birmingham), 9/26/64
<b>Recorded three sacks</b>
3, Jerod Mayo vs. California, 9/2/06
<b>Forced two fumbles</b>
2, Rico McCoy vs. South Carolina, 10/31/09
<b>Intercepted two passes</b>
2, Eric Berry vs. Arkansas, 11/10/07
<b>Intercepted three passes</b>
3, Deon Grant vs. Auburn 10/2/99
<b>Made a 50-yard field goal</b>
51, James Wilhoit vs. Florida, 9/16/06

---

### Team

---

<b>Shut out an opponent</b>
50-0 vs. UT Martin, 9/4/10
<b>Shut out consecutive opponents</b>
at Vanderbilt and vs. Kentucky, 11/23-30/02 (both scores were 24-0)
<b>Rushed for more than 300 yards</b>
332, vs. UT Martin, 9/4/10 (43 attempts)
<b>Rushed for more than 400 yards</b>
406, vs. Vanderbilt, 11/26/94 (60 attempts)
<b>Passed for more than 300 yards</b>
<b>311, vs. Montana, 9/4/11 (18-for-25)</b>
<b>Had more than 500 yards total offense</b>
509, at Memphis, 11/6/10 (130 rushing, 379 passing)
<b>Had more than 600 yards total offense</b>
657, vs. Western Kentucky, 9/5/09 (380 rushing, 277 passing)
<b>Scored 50 points</b>
52, vs. Mississippi, 11/13/10 (Score: 52-14)
<b>Scored 60 points</b>
63, vs. Western Kentucky, 9/5/09 (Score: 63-7)
<b>Scored 70 points</b>
70, vs. Louisiana-Monroe, 9/23/00 (Score: 70-3)
<b>Failed to rush for 100 yards</b>
27, vs. North Carolina (Music City Bowl), 12/30/10 (29 attempts)
<b>Failed to pass for 100 yards</b>
93, vs. Florida, 9/19/09 (11-of-19)
<b>Held opponent to fewer than 100 yards rushing</b>
64, at Memphis, 11/6/10 (31 attempts)
<b>Held opponent to fewer than 100 yards passing</b>
99, vs. Mississippi, 11/13/10 (10-of-24)
<b>Held opponent to fewer than 100 yards total offense</b>
83, vs. Western Kentucky, 9/5/09 (34 rushing, 49 passing)
<b>Held opponent without a touchdown</b>
vs. UT Martin, 9/4/10 (Score: Tennessee 50-0)
<b>Failed to get a first down</b>
vs. Auburn, 9/27/58 (Score: Auburn 13-0)
<b>Scored a safety</b>
vs. UT Martin, 9/4/10 (A. Johnson and G. King tackled D.J. McNeil in end zone)
<b>Committed no turnovers</b>
<b>vs. Montana, 9/4/11</b>
<b>Committed no penalties</b>
vs. LSU (in Atlanta, SEC Championship Game), 12/1/07
<b>Never had to punt</b>
vs. Western Kentucky, 9/5/09 (15 offensive possessions in 63-7 win)
<b>Blocked a punt</b>
vs. Alabama, 10/25/08 (Montario Hardesty)
<b>Blocked a field goal</b>
at Vanderbilt, 11/20/10 (Gerald Williams)
<b>Faked a punt</b>
vs. Kentucky, 11/27/10 (Michael Palardy 16 run)
<b>Successfully faked a punt for first down</b>
vs. Kentucky, 11/27/10 (Michael Palardy 16 run)
<b>Faked a field goal</b>
vs. Arkansas, 11/11/00 (Seth Reagan 2 run for touchdown)
<b>Attempted a 2-point conversion</b>
at South Carolina, 11/1/08 (Nick Stephens run failed)
<b>Scored a 2-point conversion</b>
at Kentucky, 11/24/07 (Austin Rogers pass from Erik Ainge in fourth overtime)
<b>Attempted an onside kick</b>
at Alabama, 10/24/09 (Denarius Moore recovered)
<b>Two players with 100 yards rushing</b>
Montario Hardesty (160) and Bryce Brown (104) vs. Western Kentucky, 9/5/09
<b>Three players with 100 yards rushing</b>
J.Stewart (145), A.Hayden (115) & M.Phillips (107) vs. Vanderbilt, 11/30/91
<b>Two players with 100 yards passing</b>
Tyler Bray (159) and Matt Simms (153) SOUTH CAROLINA, 10/30/10
<b>Two players with 100 yards receiving</b>
<b>Justin Hunter (146) and Da'Rick Rogers (100) vs. Montana, 9/4/11</b>
<b>Played an overtime game</b>
vs. North Carolina (Music City Bowl), 12/30/10 (Score: NC 30-27, 2 ot)
<b>Won an overtime game</b>
vs. UAB, 9/25/10 (Score: UT 32-29, 2 ot)
<b>Won game on last play</b>
vs. UAB, 9/25/10 (Score: UT 32-29, 2 ot)
<b>Lost game on last play</b>
vs. North Carolina (Music City Bowl), 12/30/10 (Score: NC 30-27, 2 ot)
<b>Beat ranked opponent</b>
vs. No. 22 South Carolina, 10/31/09 (Score: Tennessee 31-13)
<b>Beat team ranked in top 15</b>
vs. No. 15 South Carolina, 10/27/07 (Score: Tennessee 27-24 ot)
<b>Beat team ranked in top five</b>
at No. 4 LSU, 9/26/05 (Score: Tennessee 30-27 ot)

---

# ■ The Last Time an Opponent...

## Individual

### Rushed for 100 yards

160, Shaun Draughn, North Carolina (Music City Bowl), 12/30/10 (23 attempts)

### Rushed for 200 yards

282, Dexter McCluster, at Mississippi, 11/14/09 (25 attempts)

### Rushed for 250 yards

282, Dexter McCluster, at Mississippi, 11/14/09 (25 attempts)

### Passed for 200 yards

226, Jordan Johnson, Montana, 9/4/11

### Passed for 300 yards

373, Bryan Ellis, UAB, 9/25/10 (2 ot)

### Passed for 400 yards

430, Andre' Woodson, at Kentucky, 11/24/07 (4 ot)

### Passed for 500 yards

Never

### Had 100 yards receiving

116, Randall Cobb, Kentucky, 11/27/10

### Had 150 yards receiving

221, Julio Jones, Alabama, 10/23/10

### Had 200 yards receiving

221, Julio Jones, Alabama, 10/23/10

### Returned a kickoff for a touchdown

100, Brandon Boykin, Georgia, 10/10/09

### Returned a punt for a touchdown

80, Kenjon Barner, Oregon, 9/11/10

### Returned a blocked punt for a touchdown

17, Sean Westgate, at UCLA, 9/1/08

### Returned a pass interception for a touchdown

24, Devin Taylor, South Carolina, 10/30/10

### Returned a fumble for a touchdown

0, Jake Ricks, at Auburn, 9/27/08 (recovered in end zone)

### Returned an extra point for a score

Quinton Reese, Auburn (SEC Championship), 12/6/97 (yardage not recorded)

### Returned a kickoff 100 yards

Brandon Boykin, Georgia, 10/10/09

### Returned a punt at least 75 yards

80, Kenjon Barner, Oregon, 9/11/10 (touchdown)

### Rushed for three touchdowns

4, Dexter McCluster, at Mississippi, 11/14/09

### Threw three touchdown passes

6, Andre' Woodson, at Kentucky, 11/24/07 (4 ot)

### Caught three touchdown passes

3, Josh Reed, at LSU, 9/30/00 (overtime)

### Made three field goals

3, Casey Barth, North Carolina (Music City Bowl), 12/30/10

### Had an 80-yard run

83, Jordan Jefferson, LSU, 10/2/10

### Had an 80-yard pass completion

80, Jordan Johnson to Jabin Sambrano, Montana, 9/4/11

### Recorded three sacks

5, Alex Brown, at Florida, 9/18/99

### Intercepted two passes

2, Kareem Jackson, at Alabama, 10/20/07

### Made a 50-yard field goal

50, Leigh Tiffin, Alabama, 10/24/09

## Team

### Shut out Tennessee

31-0, Florida, 9/17/94

### Shut out Tennessee in consecutive games

at Kentucky and vs. Vanderbilt, 11/19-26/59 (Scores: 20-0, 14-0)

### Rushed for more than 300 yards

359, at Mississippi, 11/14/09

### Rushed for more than 400 yards

409, Nebraska, 1/2/98 (Orange Bowl)

### Passed for more than 300 yards

326, Alabama, 10/23/10 (24-of-35)

### Had more than 600 yards total offense

634, at Kentucky, 11/22/97 (4 ot)

### Scored 50 points

50, Kentucky, 11/24/07 (Score: Tennessee 52-50, 4 ot)

### Scored 60 points

62, Florida, 11/16/95 (Score: Florida 62-37)

### Scored 70 points

70, Trinity (present-day Duke), 11/4/1893 (Score: Trinity 70-0)

### Failed to rush for 100 yards

64, Memphis, 11/6/10 (31 attempts)

### Failed to pass for 100 yards

99, Mississippi, 11/13/10 (10-of-24)

### Held Tennessee to fewer than 100 yards rushing

27, vs. North Carolina (Music City Bowl), 12/30/10 (29 attempts)

### Held Tennessee to fewer than 100 yards passing

93, vs. Florida, 9/19/09 (11-of-19)

### Held Tennessee to fewer than 100 yards total offense

59, vs. Alabama, 10/18/80

### Held Tennessee without a touchdown

at Alabama, 10/22/05 (Score: Alabama 6-3)

### Scored a safety

Montana, 9/4/11 (Tauren Poole tackled in end zone)

### Blocked a punt

Georgia, 10/10/09 (Zach Renner)

### Returned a blocked punt for a touchdown

17, at UCLA, 9/1/08 (Sean Westgate)

### Blocked a field goal

at Mississippi, 11/14/09

### Blocked two field goals

at Alabama, 10/24/09 (Terrence Cody blocked both)

### Returned punt and kickoff for touchdown in same game

at Georgia, 10/7/06 (Mikey Henderson 86 punt ret; Thomas Brown 99 kickoff ret)

### Faked a punt

Florida, 9/18/10 (Omarius Hines 36 run)

### Successfully faked a punt for first down

Florida, 9/18/10 (Omarius Hines 36 run)

### Attempted a 2-point conversion

UAB, 9/25/10 (Jeffery Anderson pass from Bryan Ellis; twice in the game)

### Scored a 2-point conversion

UAB, 9/25/10 (Jeffery Anderson pass from Bryan Ellis; twice in the game)

### Attempted an onside kick

at Vanderbilt, 11/20/10 (UT's Denarius Moore recovered)

### Recovered a successful onside kick

at Alabama, 10/20/07 (game's opening kickoff)

### Two players with 100 yards rushing

LSU, Stevan Ridley (123) and Jordan Jefferson (100), 10/2/10

### Three players with 100 yards rushing

Mississippi, P.Hofer (119), J.Reed (115), M.Sweet (103), 11/15/75

### Two players with 100 yards passing

Florida, Jesse Palmer (210) and Doug Johnson (199), 9/19/98 (overtime)

### Two players with 100 yards receiving

Kentucky, Rafael Little (108) and Jacob Tamme (104), 11/24/07 (four overtimes)

### Played an overtime game

North Carolina (Music City Bowl), 12/30/10 (Score: NC 30-27, 2 ot)

### Lost an overtime game

UAB, 9/25/10 (Score: UT 32-29, 2 ot)

### Beat a ranked Tennessee team

UCLA, 9/1/08 (Score: UCLA 27, No. 18 UT 24 OT)

### Beat a Tennessee team ranked in the top 15

LSU (SEC Championship Game), 12/1/07 (Score: LSU 21, No. 14 UT 14)

### Beat a Tennessee team ranked in the top five

Florida, 9/17/05 (Score: Florida 16, No. 4 UT 7)

# Player Notes

## #36 ANTHONY ANDERSON

WR, 5-11, 185, Sr.-RS, Knoxville

- Saw first college action as a receiver vs. Montana (9/3)
- Converted DB, moved to receiver in late August
- Did not have a catch in opener vs. Montana
- Two catches for 16 yards and a TD catch in final scrimmage
- Recorded 26 tackles and three interceptions as a junior
- >> Full profile on Media Guide Page 84

### CAREER STATS

#### >>Receiving

YEAR	G	REC	YDS	NET	AVG	AVG	HIGH
				REC	GM	TD	YDS
2011	1	0	0	0	0	0	0

#### >>Defense

YEAR	G	UT	AT	TT	SKS/	TFL/	FR/	INT/	HIGH
					YDS	YDS	FF	YDS	TKLE
2008	2	0	0	0	0/0	0/0	0	0	0
2009	12	7	2	9	0/0	0/0	1	0	3
2010	13	17	9	26	0/0	0/0	0	0	31/17
2011	1	0	0	0	0/0	0/0	0	1	0
<b>Totals</b>	<b>28</b>	<b>24</b>	<b>11</b>	<b>35</b>	<b>0/0</b>	<b>0/0</b>	<b>1</b>	<b>1</b>	<b>61/17</b>

#### >>Punt Returns

YEAR	G	RET	YDS	NET	AVG	AVG	HIGH
				RET	GM	TD	YDS
2010	13	3	12	4.0	0.9	0	11-UNC11-UNC
2011	1	0	0	0	0	0	0
<b>Totals</b>	<b>28</b>	<b>3</b>	<b>12</b>	<b>4.0</b>	<b>0.9</b>	<b>0</b>	<b>11-UNC11-UNC</b>

### CAREER HIGHS

**Tackles** 5 (2x, last vs. Mississippi, 11/13/10)  
**Passes Defended** 2 (2x, last vs. Mississippi, 11/13/10)

## #60 CARSON ANDERSON

OL, 6-1, 280, Jr.-RS, Florence, Ala.

- Has not played in any games in 2011
- 2008 SEC Freshman Academic Honor Roll
- Played in five games in 2010
- Part of an offensive line unit that helped prevent any sacks vs. UT Martin and Memphis
- >> Full profile on Media Guide Page 84

## #13 DeANTHONY ARNETT

WR, 6-0, 175, Fr., Saginaw, Mich.

- Made college debut as a reserve receiver vs. Montana (9/3)
- Rivals: 4-star (No. 84 overall, No. 12 overall WR); Scout: 4-star (No. 8 WR)
- As a Sr., led Saginaw Valley League with 42 rec. for 782 yards & 8 TDs touchdowns while adding six more TDs rushing and returning kicks
- >> Full profile on Media Guide Page 112

## #65 JOSEPH AYRES

DL, 6-3, 280, So.-RS, Knoxville

- Played opener vs. Montana (9/3), had three tackles
- 13 tackles in 12 games for UT, including career-best four at Memphis (11/6/10)
- >> Full profile on Media Guide Page 84

### CAREER STATS

#### >>Defense

YEAR	G	UT	AT	TT	SKS/	TFL/	FR/	INT/	HIGH
					YDS	YDS	FF	YDS	TKLE
2010	12	6	7	13	1/8	2.5/12	0	0/0	0
2011	1	1	2	3	0/0	0/0	0	0/0	3-Mont
<b>Totals</b>	<b>13</b>	<b>7</b>	<b>9</b>	<b>16</b>	<b>1/8.2</b>	<b>5/12</b>	<b>0</b>	<b>0/0</b>	<b>4 Mem</b>

### CAREER HIGHS

**Tackles** 4 vs. Memphis, 11/6/10

## #39 BEN BARTHOLOMEW

FB, 6-2, 251, Jr.-RS, Nashville

- First-career catch for 18 yards late in Montana (9/3) game
- Played in five games in 2010 at fullback and special teams
- >> Full profile on Media Guide Page 85

### CAREER STATS

#### >>Receiving

YEAR	G	REC	YDS	NET	AVG	AVG	HIGH
				REC	GM	TD	YDS
2011	1	1	18	18.0	18.0	0	18.18-Mont

### CAREER HIGHS

**Catches** 1 vs. Montana, 9/3/11  
**Receiving Yards** 18 vs. Montana, 9/3/11

## #86 WILLIE BONHANNON

DL, 6-2, 254, Jr.-RS, Mobile, Ala.

- Made two tackles vs. Montana (9/3) in opener
- Tied nine tackles in 11 games in 2010
- Shared 2011 Fourth Quarter Off-Season Award, presented for attitude, discipline, toughness, effort & team
- >> Full profile on Media Guide Page 85

### CAREER STATS

#### >>Defense

YEAR	G	UT	AT	TT	SKS/	TFL/	FR/	INT/	HIGH
					YDS	YDS	FF	YDS	TKLE
2009	13	7	7	14	1/7	2/12	1	1/0	0
2010	11	5	4	9	2/12	3.5/17	0	0/0	0
2011	1	1	1	2	0/0	0/0	0	0/0	0
<b>Totals</b>	<b>25</b>	<b>13</b>	<b>12</b>	<b>25</b>	<b>3/19.5</b>	<b>5/29</b>	<b>1</b>	<b>1/0</b>	<b>0</b>

### CAREER HIGHS

**Tackles** 3 (4x, last vs. Montana, 9/3/11)

## #33 NICK BRANUM

DB, 5-11, 180, So.-RS, Knoxville

- Played on special teams in opener vs. Montana (9/3)
- Saw action in two games in 2010
- >> Full profile on Media Guide Page 86

## #8 TYLER BRAY

QB, 6-6, 210, So., Kingsburg, Calif.

- Sophomore QB named to preseason Manning, O'Brien, Maxwell Award Watch Lists
- Has won all five career-starts in regular season, overall 5-1 as a starter at UT, winning all four starts in Nov. 2010
- Averaging 306.5 passing yds. in six career starts with 300 or more yards in four of those games
- Tied Peyton Manning's UT record with 2+ TDs in 7 games in row vs. Montana (9/3)
- Active career leader in the SEC for consecutive games with a TD pass (7) dating to South Carolina (10/30/10)
- Opened 2011 with TD passes on first two attempts of the season: 47 yards to D. Rogers and 81 to J.Hunter vs. Montana. Threw for 293 yards on 17-of-24 with 3 TDs vs. Griz.
- Threw for three TDs vs. Montana, marking fourth time in six career games with three or more TD passes
- Had career-high single-game completion percentage vs. Montana, completing 70.8 percent (17-of-24).
- In 2010, set UT freshman records for completions (125), attempts (224), passing yards (1,849), passing TDs (18)
- Ranked third among freshman D-I quarterbacks in QB rating (142.73) in 2010
- >> Full profile on Media Guide Page 86

### CAREER STATS

#### >>Passing

YEAR	G	ATT	COMP	TD/	INT	PCT	PASS	AVG.	QB	HIPASS
							YDS	GM	RATE	YDS
2010	9	224	125	18/10	55.8	1849	205.4	142.73	354	UK
2011	1	24	17	3/0	70.8	293	293.0	214.6	293	Mon
<b>Totals</b>	<b>10</b>	<b>248</b>	<b>142</b>	<b>21/10</b>	<b>57.3</b>	<b>2142</b>	<b>214.5</b>		<b>354</b>	<b>UK</b>

### CAREER HIGHS

**Completions** 27 vs. North Carolina, 12/30/10  
**Attempts** 45 vs. North Carolina, 12/30/10  
**Yards** 354 vs. Kentucky, 11/27/10  
**Touchdowns** 5 vs. Memphis, 11/6/10  
**Longest Completion** 81 vs. Montana, 9/3/11  
**300-Yard Passing Games** 4 (last vs. UNC, 12/31/10)

### GAME-BY-GAME STATISTICS

2010	COMP	ATT	INT	PCT.	YDS	TD	LONG
UT Martin	3	6	1	50.0	24	0	9
at Georgia	8	12	0	75.0	81	0	22
Alabama	5	14	1	35.7	39	0	16
SOUTH CAROLINA	9	15	1	60.0	159	2	62
at Memphis	19	33	0	57.6	325	5	42
Mississippi	18	34	0	52.9	323	3	80
at Vanderbilt	16	27	2	59.3	232	2	34
Kentucky	20	38	2	52.6	354	2	49
N. Carolina (bowl)	27	45	3	60.0	312	4	45
<b>2010 Totals</b>	<b>125</b>	<b>224</b>	<b>10</b>	<b>55.8</b>	<b>1,849</b>	<b>18</b>	<b>80</b>

2011	COMP	ATT	INT	PCT.	YDS	TD	LONG
Montana	17	24	0	70.8	293	3	81

## #17 BRENT BREWER

DB, 6-1, 215, So., Tyrone, Ga.

- Started seven games in a row with one start in 2011
- Had three tackles and a 0.5 TFL vs. Montana (9/3)
- Started last six games at safety, saw action in all 13 in 2010
- One of seven true freshmen to play in every game for UT (30 tackles)
- Spent four years in minor league baseball with Mil. Brewers
- >> Full profile on Media Guide Page 87

### CAREER STATS

#### >>Defense

YEAR	G	UT	AT	TT	SKS/	TFL/	FR/	INT/	HIGH
					YDS	YDS	FF	YDS	TKLE
2010	13	20	10	30	0/0	1/1	0	1/0	3
2011	1	2	1	3	0/0	0.5/2	0	0/0	0
<b>Totals</b>	<b>14</b>	<b>22</b>	<b>11</b>	<b>33</b>	<b>0/0</b>	<b>0.5/2</b>	<b>0</b>	<b>1/0</b>	<b>3</b>

### CAREER HIGHS

**Tackles** 8 vs. Mississippi, 11/13/10

## #78 ALEX BULLARD

OL, 6-2, 309, So.-TR, Franklin

- First-career start, came vs. Montana at left guard. Aided UT's 439 yards of total offense
- Earned 2011 Harvey Robinson Off-Season Award, honoring the offensive surprise of spring
- Versatile lineman can play every OL position, transferred to UT after 2 seasons at Notre Dame
- Nashville native played in three games with the Irish before coming home to Tennessee
- Late father, Louis, was offensive lineman with Seattle Seahawks (1978-80) and Jackson State
- >> Full profile on Media Guide Page 87

## #69 ALLAN CARSON

OL, 6-2, 325, Fr., Oxford, Ala.

- Has not played in 2011
- Rivals: 2-star; Scout: 3-star (No. 62 overall DT)
- ESPN: 2-star (No. 112 overall DT)
- Named to Team Alabama by the AHSADCA
- >> Full profile on Media Guide Page 112

## #94 GREGORY CLARK

DL, 6-2, 322, Fr.-RS, Warner Robins, Ga.

- Has not played in 2011
- Redshirted in 2010 season.
- Named Northside H.S. Best Defensive Lineman as a senior
- 34 solo tackles, 21 assists and nine TFLs in 2009
- >> Full profile on Media Guide Page 88

## #88 CAMERON CLEAR

TE, 6-6, 265, Fr., Memphis

- Back-up tight end college debut in opener vs. Montana (9/3), one of 12 true freshmen to see action
- Rivals: 4-star (No. 169 overall nationally, No. 18 overall OT, No. 2 prospect in Tenn.)
- Scout: 4-star (No. 9 overall offensive tackle); ESPN: 4-star
- Selected to Offense-Defense All-American Bowl
- >> Full profile on Media Guide Page 112

## #27 JUSTIN COLEMAN

DB, 5-10, 183, Fr., Brunswick, Ga.

- First true freshman defensive back to start for UT since E. Berry (2007) when he started at left cornerback vs. Montana
- Had a PBU vs. Montana (9/3).
- Enrolled in classes in January and participated in spring workouts
- Registered 92 tackles and five INTs as a senior in high school
- Rivals: 4-star (No. 17 overall CB, No. 16 overall prospect in Georgia)
- >> Full profile on Media Guide Page 112

### CAREER STATS

#### >>Defense

YEAR	G	UT	AT	TT	SKS/	TFL/	FR/	INT/	HIGH
					YDS	YDS	FF	YDS	TKLE
2011	1	0	0	0	0/0	0/0	0	0/0	0

## #44 MAURICE COUCH

### DL, 6-2, 305, So.-RS, Orlando, Fla.

• JUCO transfer saw first UT action vs. Montana (9/3), had one tackle  
 • Rivals: 4-star (No. 30 overall junior college prospect)  
 Scout: 4-star  
 Posted 45 tackles, 12 tackles for loss, three sacks and one forced fumble at Garden City in 2010  
 >> Full profile on Media Guide Page 112

### CAREER STATS

#### >>Defense

YEAR	G	UT	AT	TT	SKS/ YDS	TFL/ YDS	FR/ FF YDS	INT/ PD YDS	HIGH TKLE
2011	1	0	1	1	0/0	0/0	0 0/0	0 0/0	1-Mont

## #57 MACK CROWDER

### OL, 6-2, 275, Fr., Bristol

• True freshman did not see action vs. Montana (9/3)  
 • Enrolled in classes in January and participated in spring workouts  
 • Rivals: 3-star (No. 14 overall C, No. 8 overall in Tenn.); Scout: 3-star (No. 9 overall C); ESPN: 3-star (No. 7 overall C)  
 • Earned All-State, All-Northeast Tenn., All-Conference and All-Region honors as a senior in 2010  
 • Also named to the PrepStar Dream Team as a senior  
 >> Full profile on Media Guide Page 112

## #50 RAIQUES CRUMP

### Pronounced (RYE-kewz)

### LB, 6-1, 220, So., Birmingham, Ala.

• Made one tackle vs. Montana (9/3) in opener  
 • Collected 13 tackles in 11 games in 2010  
 • Fifth on team with eight tackles on special teams  
 • Posted a career-best six tackles (five solos) at Memphis  
 >> Full profile on Media Guide Page 89

### CAREER STATS

#### >>Defense

YEAR	G	UT	AT	TT	SKS/ YDS	TFL/ YDS	FR/ FF YDS	INT/ PD YDS	HIGH TKLE
2010	11	11	2	13	0/0	0/0	1 0/0	0 0/0	6-Mem
2011	1	1	0	1	0/0	0/0	0 0/0	0 0/0	1-Mont
<b>Totals</b>	<b>12</b>	<b>12</b>	<b>2</b>	<b>14</b>	<b>0/0</b>	<b>0/0</b>	<b>1 0/0</b>	<b>0 0/0</b>	<b>6-Mem</b>

### CAREER HIGHS

**Tackles** 6 vs. Memphis, 11/6/10

## #6 VINCENT DALLAS

### WR, 5-11, 185, Fr., Ellenwood, Ga.

• One of 12 true freshmen to play in opener vs. Montana (9/3). Did not have any catches  
 • Enrolled in classes in January and participated in spring workouts  
 • Rivals: 3-star (No. 52 overall athlete, No. 36 overall in Ga.); Scout: 3-star  
 • Caught 52 passes for 949 yards and seven TDs as a HS senior  
 >> Full profile on Media Guide Page 112

## #5 MATT DARR

### P, 6-1, 221, Fr., -RS, Bakersfield, Calif.

• In debut, punted twice for 34.0 average, long of 37 vs. Montana (9/3)  
 • Redshirted in 2010, will see time as starting punter in 2011.  
 • Played in U.S. Army All-American Bowl; MaxPreps All-America 1st team  
 • Rated as nation's No. 1 punting prospect by punting expert Chris Sailer  
 • Avg. 42.9 yards per punt as senior with career long of 71  
 >> Full profile on Media Guide Page 89

#### >>Punting

YEAR	G	NO	YDS	AVG	TB	FC	I20	50+	BK	LONG
2011	1	2	68	34.0	0	0	0	0	0	037-Mont

### CAREER HIGHS

**Punts** 2 vs. Montana, 9/3/11  
**Punting Average** 34.0 vs. Montana, 9/3/11,  
**Long** 37 vs. Montana, 9/3/11

## #84 BRENDAN DOWNS

### TE, 6-5, 237, Fr., Bristol

• Back-up tight end college debut in opener vs. Montana (9/3), one of 12 true freshmen to see action

• Rivals: 3-star (No. 28 overall tight end, No. 7 overall prospect in Tennessee)  
 • Scout: 3-star (No. 26 overall tight end)  
 • ESPN: 3-star (No. 32 overall tight end)  
 • As a senior, had team-high 34 receptions for 470 yards and four touchdowns  
 >> Full profile on Media Guide Page 112

## #25 ART EVANS

### DB, 5-11, 180, Sr.-RS, Lakeland, Fla.

• First-career INT, for a 37-yard TD return vs. Montana (9/3) in season opener, Also had three tackles  
 • Played in 7 games (6 starts), before final 6 games (violation of team rules)  
 • Notched a career-high eight tackles at LSU in 2010  
 • Played in 29 games overall over past three seasons.  
 >> Full profile on Media Guide Page 90

### CAREER STATS

#### >>Defense

YEAR	G	UT	AT	TT	SKS/ YDS	TFL/ YDS	FR/ FF YDS	INT/ PD YDS	HIGH TKLE
2008	10	0	0	0	0/0	0/0	0 0 0 0/0	0 0/0	--
2009	12	24	15	39	0/0	1/1	1 0 3 0/0	5-2x	
2010	7	9	12	21	0/0	0/0	1 0/0	1 0/0	8-LSU
2011	1	3	0	3	0/0	0/0	0 0 0 1 1/37	3-Mon	
<b>Totals</b>	<b>30</b>	<b>36</b>	<b>27</b>	<b>63</b>	<b>0/0</b>	<b>1/1</b>	<b>2 0</b>	<b>51/37</b>	<b>8-LSU</b>

### CAREER HIGHS

**Tackles** 8 vs. LSU, 10/2/10  
**Interceptions** 1 vs. Montana, 9/3/11  
**Passes Defended** 1 (5x, last vs. Montana, 9/3/11)

## #90 STEPHEN FOWLKES

### DB, 5-11, 180, Sr.-RS, Lakeland, Fla.

• Did not play in opener vs. Montana (9/3)  
 • Played in four games in 2010 and three games in 2009 with 2 tackles  
 >> Full profile on Media Guide Page 90

## #46 CHANNING FUGATE

### Pronounced (FEW-ge-t)

### FB, 6-1, 250, So., Jackson, Ky.

• Career-high 3 catches for 17 yards vs. Montana (9/3) in fourth-consecutive start  
 • Shared Stucky Hard Knox Award for off-season physical & mental conditioning  
 • Started five games, one of seven true Fr. to play in every game in 2010  
 • Helped lead the way in blocking for T. Poole & his six 100-yrush games  
 >> Full profile on Media Guide Page 91

### CAREER STATS

#### >>Receiving

YEAR	G	REC	YDS	NET	AVG	AVG	HIGH
2010	13	2	21	10.5	1.8	0	17-UK
2011	1	3	17	5.7	3.9	0	7-Mont
<b>Total</b>	<b>14</b>	<b>5</b>	<b>48</b>	<b>9.6</b>	<b>3.4</b>	<b>0</b>	<b>17-UK</b>

### CAREER HIGHS

**Receptions** 3 vs. Montana, 9/3/11  
**Receiving Yards** 17 vs. Kentucky, 11/27/10, vs. Montana, 9/3/11

## #72 ZACH FULTON

### OL, 6-5, 330, So., Homewood, Ill.

• Started for third game in a row in opener vs. Montana. Has started six of last eight games  
 • In 2010, saw action at right guard in 12 games, including three consecutive starts beginning with the Alabama game, before missing the Mississippi contest with an ankle injury  
 • Younger brother of current Washington Redskins lineman Xavier Fulton  
 >> Full profile on Media Guide Page 91

## #73 DARIN GOOCH

### OL, 6-2, 301, Jr., Reno, Nev.

• Saw late action in opener vs. Montana (9/3)  
 • Played in 10 of 13 games, including six consecutive starts at center in 2010  
 • Helped Tauren Poole rush for six 100-yard games, which tied for the SEC lead

• Transferred from Butte (Calif.) Junior College; Started all 11 games at center and helped Butte to 8-3 record in 2009 that included Premier West Bank Bowl win over Sierra College  
 >> Full profile on Media Guide Page 91

## #24 ERIC GORDON

### DB, 5-9, 185, So.-RS, Nashville

• Tied for team-best four solo tackles in Montana (9/3) game  
 • One of eight freshmen to play in every game for UT in '10  
 • Led UT freshmen with 47 tackles; in 2010  
 • Sixth on the team with seven special teams tackles in '10  
 • One of four Vols with multiple interceptions (two) in '10  
 >> Full profile on Media Guide Page 92

### CAREER STATS

#### >>Defense

YEAR	G	UT	AT	TT	SKS/ YDS	TFL/ YDS	FR/ FF YDS	INT/ PD YDS	HIGH TKLE
2010	13	32	15	47	0/0	1.5/3	0 0/0	3 2/46	6-2x
2011	1	4	0	4	0/0	1/2	0 0/0	0 0/0	4-Mon
<b>Totals</b>	<b>14</b>	<b>36</b>	<b>15</b>	<b>51</b>	<b>0/0</b>	<b>2.5/5</b>	<b>0 0/0</b>	<b>32/46</b>	<b>6-2x</b>

### CAREER HIGHS

**Tackles** 6 twice, last vs. Memphis, 11/6/10  
**INT Return Yards** 46 vs. Mississippi, 11/13/10

## #59 NICK GUESS

### 6-3, 230, Sr.-RS, Knoxville

• Snapped on all punts and kicks in opener vs. Montana (9/3)  
 • Primary deep snapper for Vols in all 13 games in 2010  
 • Ranked by Ray Guy's ProKicker.com as nation's No. 3 long snapper for high school graduating class of 2007.  
 • High school teammate of fellow senior Shane Reveiz  
 >> Full profile on Media Guide Page 92

## #52 CHRISTIAN HARRIS

### LB, 6-2, 235, Fr., Woodstock, Ga.

• Did not play in opener vs. Montana (9/3)  
 • Rivals: 3-star (No. 90 overall in Ga.); Scout: 3-star (No. 90 overall OLB); ESPN: 3-star  
 • Named to Georgia's 2010 Class AAAAA All-State team; 2010 GACA North/South All-Star  
 • Team-high 127 tackles, 22 tackles for loss, 8 pass breakups, 4 forced fumbles as a senior  
 >> Full profile on Media Guide Page 113

## #76 DANIEL HOOD

### DL, 6-4, 293, So.-RS, Knoxville

• First-career start came vs. Montana (9/3), made one tackle from nose tackle position  
 • Switched to the DL after spending freshman year as an OL  
 • Named UT's def. surprise of spring, earning the Spiva Off-Season Award  
 • Played in six games as a redshirt freshman on OL, including last five  
 >> Full profile on Media Guide Page 92

### CAREER STATS

#### >>Defense

YEAR	G	UT	AT	TT	SKS/ YDS	TFL/ YDS	FR/ FF YDS	INT/ PD YDS	HIGH TKLE
2011	1	0	1	1	0/0	0/0	0 0 0 0/0	1-Mont	
<b>Totals</b>	<b>7</b>	<b>0</b>	<b>1</b>	<b>1</b>	<b>0/0</b>	<b>0/0</b>	<b>0 0 0 0/0</b>	<b>1-Mont</b>	

### CAREER HIGHS

**Tackles** 1 vs. Montana, 9/3/11

## #11 JUSTIN HUNTER

### WR, 6-4, 200, So., Virginia Beach, Va.

• Career-highs with 6 catches for 146 yards and 81-yd TD vs. Montana (9/3)  
 • 81-yard reception tied for ninth-longest in UT history  
 • 81-yard TD was the second-career 80-plus yard pass from Tyler Bray to Hunter, marking just the third duo in UT history with two 80-plus yard connections in history  
 • Along with Da'Rick Rogers (100 yds) became first duo with 100-receiving yards in a game since 2007  
 • 2010 Coaches All-SEC Freshman Team honors; Leading returning WR  
 • Set UT Fr. record with 7 TD catches, as 5 of 7 came in final 5 gms of 2010  
 • First among all FBS WR in TD catches by a freshman  
 • Track & Field Indoor All-American in long jump (25-4 1/2)  
 >> Full profile on Media Guide Page 93

## CAREER STATS

### >>Receiving

YEAR	G	REC	YDS	NET			AVG			HIGH
				REC	YDS	GM	TD	LONG	YDS	
2010	13	16	415	25.9	31.9	7	80	Miss	114	Miss
2011	1	6	146	24.3	146	1	81	Mon	146	Mont
<b>Totals</b>	<b>14</b>	<b>22</b>	<b>561</b>	<b>25.5</b>	<b>40.0</b>	<b>8</b>	<b>81</b>	<b>Mon</b>	<b>146</b>	<b>Mon</b>

## CAREER HIGHS

<b>Receptions</b>	6 vs. Montana, 9/3/11
<b>Receiving Yards</b>	146 vs. Montana, 9/3/11
<b>Touchdowns</b>	2 vs. Mississippi, 11/13/10
<b>100-Yard Games</b>	3 (last vs. Montana, 9/3/11)

## GAME-BY-GAME STATISTICS

### >>Receiving

2010	REC	YDS	TD
UT Martin	0	0	0
Oregon	1	31	0
Florida	3	60	1
UAB	1	-2	0
at LSU	1	37	0
at Georgia	4	110	1
Alabama	0	0	0
SOUTH CAROLINA	0	0	0
at Memphis	1	42	1
Mississippi	3	114	2
at Vanderbilt	1	15	1
Kentucky	0	0	0
N. Carolina (bowl)	1	8	1
<b>2010 Totals</b>	<b>16</b>	<b>415</b>	<b>7</b>
2011	REC	YDS	TD
Montana	6	146	1

## #97 MALIK JACKSON

DL, 6-5, 270, Sr.-TR, Northridge, Calif.

- Opened with three tackles and QB Hurry vs. Montana (9/3)
- On three preseason award watch lists for Lombardi, Outland, Nagurski
- Earned Coaches and Media All-SEC First Team honors
- Led team with 11 tackles for loss & was second with five sacks in 2010
- Final 8 games of 2010: 36 tackles, 10 TFLs, 5 sacks, 3 QBHs, 4 PDs
- defended and an interception.

>> Full profile on Media Guide Page 94

## CAREER STATS

### >>Defense

YEAR	G	UT	AT	TT	SKS/ TFL/			FR/ INT/			HIGH
					YDS	YDS	FF	YDS	PD	YDS	
2008*	8	4	0	4	2/8	2/8	1	0/0	1	0/0	2-Vir
2009*	13	11	7	18	3.5/22	3.5/22	1	0/0	3	0/0	3-3x
2010	13	29	19	48	5/28	11/42	1	1/0	5	1/44	8-Mem
2011	1	1	2	3	0/0	0/0	0	0/0	0	0/0	3-Mon
<b>Totals</b>	<b>35</b>	<b>45</b>	<b>28</b>	<b>73</b>	<b>10.5/58</b>	<b>16.5/72</b>	<b>3</b>	<b>1/0</b>	<b>91/44</b>	<b>8-Mem</b>	

\*Played at USC

## CAREER HIGHS

<b>Tackles</b>	8 vs. Memphis, 11/6/10
<b>Sacks</b>	2 vs. Memphis, 11/6/10
<b>Tackles For Loss</b>	3 vs. Memphis, 11/6/10

## #68 MARCUS JACKSON

OL, 6-2, 326, Fr., Vero Beach, Fla.

- Made college debut vs. Montana seeing action on the line, also played on special teams
- Enrolled in classes in January, participated in spring workouts; Under Armour All-America
- Rivals: 4-star (No. 13 overall guard, No. 51 prospect in state of Fla.)

>> Full profile on Media Guide Page 113

## #43 MARTAZE JACKSON

Pronounced (MAR-tayze)

DL, 6-2, 240, Fr.-RS, Demopolis, Ala.

- Redshirt season in 2010
- Rated as the No. 131 DE prospect by Scout.com; West Alabama 5A All-Star in 2009

>> Full profile on Media Guide Page 95

## #70 JA'WUAN JAMES

OL, 6-6, 324, So., Suwanee, Ga.

- Started all 14 games of his college career after starting on opening night vs. Montana (9/3)
- Earned Coaches' All-SEC Freshman Team honors

- One of 10 Vols to start every game and one of just four to see action in every quarter in 2010

- Started all games at RT; Also one of seven true freshmen to play in every game last season

>> Full profile on Media Guide Page 95

## #45 A. J. JOHNSON

LB, 6-2, 245, Fr., Gainesville, Ga.

- Three tackles and 0.5 TFL in start in first college game vs. Montana (9/3). One of 12 true freshmen to play in opener
- Along with Curt Maggitt, believed to be first true freshman to start at LB for UT
- Rivals: 4-star (No. 136 overall, No. 8 overall ILB, No. 12 overall prospect in Ga.); Scout: 4-star (No. 16 overall MLB); ESPN: 4-star (No. 5 overall ILB)

>> Full profile on Media Guide Page 113

## CAREER STATS

### >>Defense

YEAR	G	UT	AT	TT	SKS/ TFL/			FR/ INT/			HIGH
					YDS	YDS	FF	YDS	PD	YDS	
2011	1	0	3	3	0/0	0.5/0	0	0/0	0	0/0	3-Mon

## CAREER HIGHS

<b>Tackles</b>	3 vs. Montana, 9/3/11
----------------	-----------------------

## #40 AUSTIN JOHNSON

LB, 6-2, 240, Sr., Hickory, N.C.

- Starting middle linebacker for the first time in career
- First-career start came in opener vs. Montana (9/3), made four tackles
- Senior was fourth among UT LB with 44 tackles in first yr at LB in 2010
- One of four Vols to see action in every single quarter in '10
- Shared Stucky Hard Knox Award for off-season physical & mental conditioning

>> Full profile on Media Guide Page 96

## CAREER STATS

### >>Defense

YEAR	G	UT	AT	TT	SKS/ TFL/			FR/ INT/			HIGH
					YDS	YDS	FF	YDS	PD	YDS	
2008	6	0	0	0	0/0	0/0	0	0/0	0	0/0	--
2009	12	1	0	1	0/0	0/0	0	0/0	0	0/0	1-SC
2010	13	22	22	44	0/0	3.5/12	1	1/0	1	1/0	9-UAB
2011	1	2	2	4	0/0	0.5/0	0	0/0	0	0/0	4-Mon
<b>Totals</b>	<b>32</b>	<b>25</b>	<b>24</b>	<b>49</b>	<b>0/0</b>	<b>3.5/12</b>	<b>1</b>	<b>1/0</b>	<b>1</b>	<b>1/0</b>	<b>9-UAB</b>

## CAREER HIGHS

<b>Tackles</b>	9 vs. UAB, 9/25/10
<b>Tackles For Loss</b>	1.5 vs. UT Martin, 9/4/10

## #77 KYLER KERBYSON

OL, 6-5, 305, Fr., Knoxville

- True freshman did not see action in opener vs. Montana
- Rivals: 3-star (No. 34 overall OT, No. 4 overall prospect in Tenn.); Scout: 4-star (No. 24 overall OT)
- Named Tennessee Mr. Football AAA Lineman of the Year in 2010; Earned TSWA All-State honors

>> Full profile on Media Guide Page 113

## #48 GREG KING

LB, 6-2, 235, Jr., Memphis

- Did not play in opener vs. Montana (9/3)
- Saw action in four games in 2010 before season-ending knee surgery following the Georgia game
- Compiled a season-best four tackles vs. Oregon (9/11/10)

>> Full profile on Media Guide Page 96

## CAREER STATS

### >>Defense

YEAR	G	UT	AT	TT	SKS/ TFL/			FR/ INT/			HIGH
					YDS	YDS	FF	YDS	PD	YDS	
2009	9	14	10	24	0/0	1.5/1	0	0	3	1/8	6-2x
2010	4	1	7	8	0/0	0.5/1	0	0	0	0/0	4-Ore
2011	0	0	0	0	0/0	0/0	0	0	0	0/0	--
<b>Totals</b>	<b>13</b>	<b>15</b>	<b>17</b>	<b>32</b>	<b>0/0</b>	<b>2/2</b>	<b>0</b>	<b>0</b>	<b>3</b>	<b>1/8</b>	<b>6-2x</b>

## CAREER HIGHS

<b>Tackles</b>	6 (2x, last vs. Vanderbilt, 11/21/09)
<b>Tackles For Loss</b>	1 at Florida, 9/19/09

## #4 MARLIN LANE

TB/PR, 6-0, 205, Fr., Daytona Beach, Fla.

- Ran for 35 yards (1-yd TD run), Caught two passes for 16 yards with 9-yd TD rec. vs. Montana (9/3) in college debut
- First UT freshman with 2 TDs in debut since Corey Larkins in 2001 vs. Syracuse
- Rivals, Scout, ESPN: 4-star recruit (No. 23 RB, No. 38 overall in Florida)
- Coming off ACL surgery as a Sr, played in five games rushed for 601 yards and six touchdowns on 45 carries (13.4 yards per carry)
- Participated in the Team USA vs. The World game for the U.S. Under-19 national football team

>> Full profile on Media Guide Page 113

## CAREER STATS

### >>Rushing

YEAR	G	RUN	YDS	NET			AVG			HIGH
				REC	GM	TD	LONG	YDS		
2011	1	10	35	3.5	35.0	1	18	Mon	35	Mon

### >>Receiving

YEAR	G	REC	YDS	NET			AVG			HIGH
				REC	GM	TD	LONG	YDS		
2011	1	2	16	8.0	16.0	1	9	Mon	16	Mon

### >>Punt Returns

YEAR	G	PR	YDS	NET			AVG			HIGH
				REC	GM	TD	LONG	YDS		
2011	1	4	23	5.8	23.0	0	9	Mon	23	Mon

## CAREER HIGHS

<b>Rushes</b>	10 vs. Montana, 9/3/11
<b>Rushing Yards</b>	35 vs. Montana, 9/3/11
<b>Receptions</b>	2 vs. Montana, 9/3/11
<b>Receiving Yards</b>	16 vs. Montana, 9/3/11
<b>Touchdowns</b>	2 vs. Montana, 9/3/11
<b>Punt Returns</b>	4 vs. Montana, 9/3/11
<b>Punt Return Yards</b>	23 vs. Montana, 9/3/11

## #18 IZAUEA LANIER

Pronounced (Eye-ZAY-uh)

DB, 6-1, 190, So.-RS, Gordo, Ala.

- Debut vs. Montana (9/3) in DB packages and special teams
- Rivals: 4-star (No. 16 overall junior college); Scout: 3-star
- JUCO All-America, All-Conference and All-Region honors at E. Miss. in 2009

As a freshman at East Mississippi, totaled 66 tackles, nine pass breakups and four interceptions (returned for 104 yards)

>> Full profile on Media Guide Page 113

## CAREER STATS

### >>Defense

YEAR	G	UT	AT	TT	SKS/ TFL/			FR/ INT/			HIGH
					YDS	YDS	FF	YDS	PD	YDS	
2011	1	0	0	0	0/0	0/0	0	0/0	0	0/0	--

## #34 HERMAN LATHERS

LB, 6-0, 220, Jr.-RS, Baton Rouge, La.

- Sidelined with fractured ankle suffered in early June
- 2010 Academic All-SEC ; 2009 Freshman All-SEC Coaches and Sporting News
- Started in all 12 games he played in, among the Vols, ranked second in tackles with 75
- Fourth in sacks with 2.5 and sixth in tackles for loss with 4.5 (all are career highs)
- 14th in SEC contests with 7.5 tackles per, tied for 19th in SEC with 6.2 tackles per game

>> Full profile on Media Guide Page 97

## CAREER STATS

### >>Defense

YEAR	G	UT	AT	TT	SKS/ TFL/			FR/ INT/			HIGH
					YDS	YDS	FF	YDS	PD	YDS	
2009	13	28	24	52	0/0	2.5/9	0	0	0	0/0	12-2x
2010	12	44	31	75	2.5/16.5	17	0	0	1	0/0	10-2x
2011	0	0	0	0	0/0	0/0	0	0	0	0/0	--
<b>Totals</b>	<b>25</b>	<b>72</b>	<b>55</b>	<b>127</b>	<b>2.5/16</b>	<b>7/26</b>	<b>0</b>	<b>0</b>	<b>1</b>	<b>0/0</b>	<b>12-2x</b>

## CAREER HIGHS

<b>Tackles</b>	12 (2x, last vs. Virginia Tech, 12/31/09)
<b>Tackles For Loss</b>	2 SOUTH CAROLINA, 10/30/10
<b>Sacks</b>	1 (2x, last SOUTH CAROLINA, 10/30/10)

## #56 CURT MAGGITT

Pronounced (muh-JITT)

LB, 6-3, 215, Fr., W. Palm Beach, Fla.

- In college debut made three tackles vs. Montana (9/3)
  - Believed to be first true freshman, along with A.J. Johnson, to start at linebacker for UT
  - Rivals: 4-star (No. 12 overall OLB, No. 31 overall in Fla.)
  - Scout: 4-star (No. 19 overall outside linebacker)
- >> Full profile on Media Guide Page 113

### CAREER STATS

#### >>Defense

YEAR	G	UT	AT	TT	SKS/ YDS	TFL/ YDS	FR/ YDS	INT/ YDS	HIGH TKLE
2011	1	3	0	3	0/0	0/0	0/0	0/0	3-Mon

### CAREER HIGHS

Tackles 3 vs. Montana, 9/3/11

## #99 BEN MARTIN

DL, 6-4, 265, Sr.-RS, Cincinnati, Ohio

- Returned to action vs. Montana after redshirt yr. w/ pair of torn Achilles injuries. Suffered 1st injury in Aug. 2010, then Feb. 2011 to other leg
  - Made two tackles in return to action vs. Montana (9/3)
  - In 2009, compiled 3½ sacks for minus-32 yards; Started final 11 games
  - Only member of team to have played as far back as 2007 season
- >> Full profile on Media Guide Page 97

### CAREER STATS

#### >>Defense

YEAR	G	UT	AT	TT	SKS/ YDS	TFL/ YDS	FR/ YDS	INT/ YDS	HIGH TKLE		
2007	8	2	5	7	0/0	0/0	0	0	0/0	2-3x	
2008	12	13	5	18	1/3	2/9	1	0	0/0	3-2x	
2009	13	20	18	38	3.5/32	4.5/33	2	0	3	0/0	7-Miss
2011	1	1	1	2	0/0	0/0	0	0	1	0/0	2-Mont
<b>Totals</b>	<b>34</b>	<b>36</b>	<b>29</b>	<b>65</b>	<b>4.5/35</b>	<b>6.5/42</b>	<b>3</b>	<b>0</b>	<b>4</b>	<b>0/0</b>	<b>7-Miss</b>

### CAREER HIGHS

Tackles 7 at Mississippi, 11/14/09  
Tackles For Loss 1 (6x vs. Memphis, 11/7/09)

## #80 COREY MILLER

DL, 6-3, 265, So., Wellford, S.C.

- Two tackles in opener vs. Montana (9/3)
  - Played in every game is 2010 and opener in 2011
  - One of seven true freshman to play in every game for UT in 2010
  - Started 1st career game at DT vs. Oregon (9/11/10), had pair of tackles
- >> Full profile on Media Guide Page 98

### CAREER STATS

#### >>Defense

YEAR	G	UT	AT	TT	SKS/ YDS	TFL/ YDS	FR/ YDS	INT/ YDS	HIGH TKLE	
2010	13	6	7	13	1/6	2/8	0	0	0/0	3-Miss
2011	1	1	1	2	0/0	0/0	0	0	0/0	2-Mont
<b>Totals</b>	<b>14</b>	<b>7</b>	<b>8</b>	<b>15</b>	<b>1/6</b>	<b>2/8</b>	<b>0</b>	<b>0</b>	<b>0/0</b>	<b>3-Miss</b>

### CAREER HIGHS

Tackles 3 vs. Mississippi, 11/13/10

## #85 MATT MILTON

WR, 6-5, 210, So., Mascoutah, Ill.

- Five career games, has yet to record a catch
  - Played late in win over Montana (9/3)
  - Saw action in four games, including his first career appearance at LSU in 2010
  - Practiced with Vols during mid-December lead in to Chick-fil-A Bowl, then enrolled at UT in January and participated in spring drills in Winter 2009-10
  - No. 6 prospect in Illinois by Rivals.com; Ranked as No. 20 WR in the nation by Scout.com
- >> Full profile on Media Guide Page 98

## #42 NIGEL MITCHELL-THORNTON

LB, 6-1, 235, Jr., Stone Mountain, Ga.

- Played late in Montana (9/3) win, had a tackle
  - 2010 Academic All-SEC; Played career-high 10 games
  - All five tackles came on special teams, tied for seventh on the team
- >> Full profile on Media Guide Page 99

### CAREER STATS

#### >>Defense

YEAR	G	UT	AT	TT	SKS/ YDS	TFL/ YDS	FR/ YDS	INT/ YDS	HIGH TKLE	
2009	8	5	4	9	0/0	1/3	0	0	0/0	5-Ohio
2010	10	2	3	5	0/0	0/0	0	0	0/0	1-4x
2011	1	0	1	1	0/0	0/0	0	0	0/0	1-Mon
<b>Totals</b>	<b>19</b>	<b>7</b>	<b>8</b>	<b>15</b>	<b>0/0</b>	<b>1/3</b>	<b>0</b>	<b>0</b>	<b>0/0</b>	<b>5-Ohio</b>

### CAREER HIGHS

Tackles 5 vs. Ohio, 9/26/09

## #3 BYRON MOORE

DB, 6-1, 205, So.-RS, Carson, Calif.

- UT debut vs. Montana (9/3), no tackles
  - Rivals: 4-star (No. 5 overall junior college prospect); Scout: 4-star
  - Transferred from Los Angeles Harbor C.C., spent 2009 season as a redshirt at USC
  - Named Defensive Player of the Year in the Central Division-Western Conference of the Southern California Football Association; totaled 42 tackles and nine interceptions (2 TDs)
- >> Full profile on Media Guide Page 114

### CAREER STATS

#### >>Defense

YEAR	G	UT	AT	TT	SKS/ YDS	TFL/ YDS	FR/ YDS	INT/ YDS	HIGH TKLE	
2011	1	0	0	0	0/0	0/0	0	0	0/0	--

## #20 RAJION NEAL

Pronounced (RAY-zhon)

TB, 5-11, 210, So., Fayetteville, Ga.

- Saw late action vs. Montana (9/3), gained seven yards on two carries
  - Played 10 games as freshman as second featured RB in six games
  - Rushed 46 times for 197 yards and caught seven passes for 100 yards
- >> Full profile on Media Guide Page 99

### CAREER STATS

#### >>Rushing

YEAR	G	ATT	NET YDS	AVG	AVG	GM	TD	LONG	HIGH YDS
2010	10	46	197	4.3	19.7	0	40	UTM	79-UTM
2011	1	2	7	3.5	7.0	0	4	Mont	7-Mont
<b>Total</b>	<b>11</b>	<b>48</b>	<b>204</b>	<b>4.2</b>	<b>18.5</b>	<b>0</b>	<b>40</b>	<b>UTM</b>	<b>79-UTM</b>

#### >>Receiving

YEAR	G	REC	NET YDS	AVG	AVG	GM	TD	LONG	HIGH YDS
2010	10	7	100	14.3	10.0	0	58	UGA	70-UGA
2011	1	0	0	0.0	0.0	0	--	--	--
<b>Totals</b>	<b>10</b>	<b>7</b>	<b>100</b>	<b>14.3</b>	<b>10.0</b>	<b>0</b>	<b>58</b>	<b>UGA</b>	<b>70-UGA</b>

### CAREER HIGHS

Rush Attempts 9 (2x, last vs. North Carolina, 12/30/10)  
Rushing Yards 79 vs. UT Martin, 9/4/10  
Receptions 3 vs. Georgia, 10/9/10  
Receiving Yards 70 vs. Georgia, 10/9/10

## #35 ROBERT NELSON

LB, 5-10, 210, So.-RS, Stone Mountain, Ga.

- Has not played in a game in 2011
  - Squad member in 2010 after redshirt season in 2009
  - Twice named to Atlanta Journal-Constitution All-State team; 383 stops and 24 sacks in H.S.
- >> Full profile on Media Guide Page 100

## #2 NAZ OLIVER

WR, 5-10, 177, So.-RS, Jersey City, N.J.

- Out for 2011 after undergoing surgery on right wrist (9/1)
  - Moved from defensive back to WR on Aug. 19
  - Had surgery in May to repair torn ACL and missed entire season in 2010
- >> Full profile on Media Guide Page 100

## #66 MARQUES PAIR

Pronounced (mar-KEES)

OL, 6-5, 310, Fr.-RS, Sumter, S.C.

- Has not played in a game in 2011
  - Redshirted in 2010 season.
  - Coming out of H.S. in 2009, named the No. 16 prospect in S.C.; No. 49 OT by Rivals.com
- >> Full profile on Media Guide Page 100

## #1 MICHAEL PALARDY

PK/P, 5-11, 176, So., Coral Springs, Fla.

- Kicked six PATs in opener vs. Montana (9/3)
  - Punted twice vs. Montana for 40.5 average, long of 44
  - Kicked seven times for 64.6 average with one touchback in opener vs. Montana
  - Tied for third in UT annals for season field goal percentage (.714) in 2011
    - with minimum five made (5-of-7) in 2010
  - Converted 13-of-14 PATs as a true freshman in 2010
  - Served as kicker while Daniel Lincoln was injured in 2010
  - Handled kickoff duties for most of the 2010 season, including five starts in that role.
  - Booted 45 kickoffs with two fair catches, no touchbacks
- >> Full profile on Media Guide Page 100

### CAREER STATS

#### >>Kicking

YEAR	G	FG	PCT	PAT	PTS	0-29	30-39	40-49	50+	LONG
2010	11	4	71.4	13-14	28	1-1	4-4	0-1	0-1	39-SC
2011	1	0	0	6-6	6	0-0	0-0	0-0	0-0	--
<b>Totals</b>	<b>12</b>	<b>5</b>	<b>71.4</b>	<b>19-20</b>	<b>34</b>	<b>1-1</b>	<b>4-4</b>	<b>0-1</b>	<b>0-1</b>	<b>39-SC</b>

#### >>Punting

YEAR	G	NO	YDS	AVG	TB	FC	I20	50+	BK	LONG
2010	11	4	157	39.2	0	1	0	1	0	51-LSU
2011	1	2	81	40.5	0	0	0	0	0	44-Mon
<b>Totals</b>	<b>12</b>	<b>6</b>	<b>238</b>	<b>39.7</b>	<b>0</b>	<b>1</b>	<b>0</b>	<b>1</b>	<b>0</b>	<b>51-LSU</b>

### CAREER HIGHS

Field Goals Made 3 vs. Memphis, 11/6/10  
Field Goals Attempted 3 vs. Memphis, 11/6/10  
Longest Conversion 39 vs. South Carolina, 10/30/10  
Longest Attempt 52 vs. Alabama, 10/23/10  
Punts 3 vs. Kentucky, 11/27/10  
Punting Average 51.0 vs. LSU, 10/2/10  
Long 51 vs. LSU, 10/2/10

## #28 TAUREN POOLE

Pronounced (TOR-in)

TB, 5-10, 215, Sr., Toccoa, Ga.

- Ran for 98 yards including 8-yd. TD vs. Montana (9/3) on career-high tying 24 carries
  - Preseason watch lists for Walker, Maxwell, Lowe's Senior CLASS Award
  - All-SEC Preseason Third Team; 2010 All-SEC Honorable Mention
  - Lone senior starting on offense and one of just 13 on the entire roster
  - Six 100-yard rushing games tied for 2010 SEC lead
  - Career-high 162 vs. Oregon (9/11/10)
- >> Full profile on Media Guide Page 101

### CAREER STATS

#### >>Rushing

YEAR	G	ATT	NET YDS	AVG	AVG	GM	TD	LONG	HIGH YDS
2008	12	22	86	3.9	7.2	0	19	UAB	44-Wyo
2009	13	10	85	8.5	6.5	0	34	WKy	62-WKy
2010	13	204	1034	5.1	79.5	11	59	Ala	162-Ore
2011	1	24	98	4.1	98.0	1	28	Mon	98-Mon
<b>Totals</b>	<b>39</b>	<b>260</b>	<b>1303</b>	<b>5.0</b>	<b>33.4</b>	<b>12</b>	<b>59</b>	<b>Ala</b>	<b>162-Ore</b>

#### >>Receiving

YEAR	G	REC	NET YDS	AVG	AVG	GM	TD	LONG	HIGH YDS
2008	12	1	-1	--	--	0	--	--	--
2009	13	1	9	9.0	0.7	0	9	Van	9-Van
2010	13	22	171	7.8	13.2	14	1	Mem	50-Mem
2011	1	0	0	0	0	0	--	--	--
<b>Totals</b>	<b>38</b>	<b>24</b>	<b>179</b>	<b>7.5</b>	<b>4.7</b>	<b>14</b>	<b>1</b>	<b>Mem</b>	<b>50-Mem</b>

### CAREER HIGHS

Rushing Attempts 24 vs. LSU, 10/2/10, vs. Montana, 9/3/11  
Rushing Yards 162 vs. Oregon, 9/11/10  
Rushing TDs 2 (2x, last vs. Mississippi, 11/13/10)  
Receptions 4 vs. North Carolina (bowl), 12/30/10  
Receiving Yards 50 vs. Memphis, 11/6/10  
Total TDs 2 (3x, last vs. Mississippi, 11/13/10)  
All-Purpose Yards 179 vs. Oregon, 9/11/10

## #67 ALAN POSEY

OL, 6-6, 330, Fr., Athens, Ga.

- Rivals: 3-star (No. 46 overall OT, No. 42 overall in Ga.)
- Scout: 3-star (No. 48 overall OG)
- ESPN: 4-star (No. 15 overall OT)
- Selected to NUC All-World Gridiron Classic
- >> Full profile on Media Guide Page 114

## #47 JOHN PROPST

LB, 6-0, 225, So., Hoover, Ala.

- Made three tackles and had a 0.5 TFL vs. Montana (9/3)
- 2010 Coaches All-SEC Freshman Team selection
- Recorded 14 tackles in 11 games in 2010, season-high six at Georgia
- Changed from No. 51 to No. 41 for 2011 season
- >> Full profile on Media Guide Page 102

### CAREER STATS

#### >>Defense

YEAR	G	UT	AT	TT	SKS/ YDS	TFL/ YDS	FR/ YDS	INT/ YDS	HIGH TKLE
2010	11	5	9	14	0/0	1/1	0	0/0	0
2011	1	0	3	3	0/0	0.5/2	0	0/0	0
<b>Total</b>	<b>12</b>	<b>5</b>	<b>12</b>	<b>17</b>	<b>0/0</b>	<b>1.5/3</b>	<b>0</b>	<b>0/0</b>	<b>0</b>

### CAREER HIGHS

<b>Tackles</b>	6 at Georgia, 10/9/10
<b>Tackles for loss</b>	1 at Georgia, 10/9/10

## #37 BRIAN RANDOLPH

DB, 6-0, 190, Fr., Kennesaw, Ga.

- One of 12 true freshmen to debut vs. Montana (9/3), had a tackle
- Rivals: 3-star (No. 32 overall safety, No. 29 overall prospect in Ga.)
- Scout: 3-star (No. 42 overall safety), ESPN: 3-star (No. 32 overall safety)
- Chosen as Georgia 4A Defensive Player of the Year by both AP and Coaches
- >> Full profile on Media Guide Page 114

### CAREER STATS

#### >>Defense

YEAR	G	UT	AT	TT	SKS/ YDS	TFL/ YDS	FR/ YDS	INT/ YDS	HIGH TKLE
2011	1	1	0	1	0/0	0/0	0	0/0	1-Mon

### CAREER HIGHS

<b>Tackles</b>	1 vs. Montana, 9/3/11
----------------	-----------------------

## #30 SHANE REVEIZ

Pronounced (ruh-VAZE)

LB, 5-10, 225, Sr.-RS, Farragut

- Played vs. Montana (9/3) on special teams
- Former walk-on, who earned scholarship for senior year
- Played special teams and backup LB last three seasons
- Brother Nick was in preseason camp with Tampa Bay Bucs after star career at Tennessee, graduating in 2010; Dad Fuad spent 11 years in NFL
- >> Full profile on Media Guide Page 102

### CAREER STATS

#### ■ Defense

YEAR	G	UT	AT	TT	SKS/ YDS	TFL/ YDS	FR/ YDS	INT/ YDS	HIGH TKLE
2009	12	4	3	7	0/0	0/0	1	0/0	4-Mem
2010	5	1	1	2	0/0	0/0	0	0/0	2-UTM
2011	1	0	0	0	0/0	0/0	0	0/0	--
<b>Totals</b>	<b>18</b>	<b>5</b>	<b>4</b>	<b>9</b>	<b>0/0</b>	<b>0/0</b>	<b>1</b>	<b>0/0</b>	<b>4-Mem</b>

### CAREER HIGHS

<b>Tackles</b>	4 vs. Memphis, 11/7/09
----------------	------------------------

## #15 CHIP RHOME

PK/H, 6-2, 197, Sr.-TR, Christiana

- Held on all six PATs in the opener vs. Montana
- Spent freshman season at Austin Peay in 2007
- Redshirted at UT in 2008 and spent last two seasons as a squad member
- Changed from No. 47 to No. 15 just prior to 2011 season
- >> Full profile on Media Guide Page 103

## #74 ANTONIO RICHARDSON

OL, 6-6, 325, Fr., Nashville

- Made debut vs. Montana (9/3), playing final two series
- Rivals: 4-star (No. 74 overall, No. 7 overall OT, No. 1 in Tenn.); Scout: 4-star (No. 18 overall OT)
- ESPN: 4-star (No. 105 overall, No. 8 OT); to U.S. Army All-American Bowl; ESPNU 150 Team
- >> Full profile on Media Guide Page 114

## #81 MYCHAL RIVERA

TE, 6-3, 254, Jr.-RS, Valencia, Calif.

- First-career start at tight end in opener vs. Montana (9/3)
- Recorded 11 receptions for 112 yards in 2010
- Career-long 26-yard catch vs. Ole Miss & personal-best 35 rec. yards.
- Began career at Oregon as 2008 signee, but transferred to College of Canyons (in hometown of Valencia); Had 32 rec for 316 yards in JC
- >> Full profile on Media Guide Page 103

### CAREER STATS

#### >>Receiving

YEAR	G	REC	YDS	NET REC	AVG GM	AVG TD	LONG	HIGH YDS
2010	13	11	112	10.2	8.6	0	26-Miss	35-Miss
2011	1	0	0	0	0	0	--	--
<b>Total</b>	<b>13</b>	<b>11</b>	<b>112</b>	<b>10.2</b>	<b>8.6</b>	<b>0</b>	<b>26-Miss</b>	<b>35-Miss</b>

### CAREER HIGHS

<b>Receptions</b>	3 vs. Memphis, 11/6/10
<b>Receiving Yards</b>	35 vs. Mississippi, 11/13/10

## #21 DA'RICK ROGERS

Pronounced (DAY-rick)

WR, 6-3, 215, So., Calhoun, Ga.

- First-career 100-yard receiving gm. vs. Montana (9/3) on career-high five catches
- Snagged a career-long 47-yd TD on his first catch of 2011
- Returned a kickoff for 29 yards vs. Montana
- Finished fourth on UT with 582 all-purpose yards in 2010
- 11 receptions for 167 yards and a pair of TDs last season
- Also rushed 16 times for 117 yards (7.3 per rush average)
- >> Full profile on Media Guide Page 104

### CAREER STATS

#### >>Receiving

YEAR	G	REC	YDS	NET REC	AVG GM	AVG TD	LONG	HIGH YDS
2010	13	11	167	15.2	12.8	2	45-UNC	59-VU
2011	1	5	100	20.0	100	1	147-Mon	100-Mon
<b>Total</b>	<b>14</b>	<b>16</b>	<b>267</b>	<b>16.7</b>	<b>19.0</b>	<b>3</b>	<b>147-Mon</b>	<b>100-Mon</b>

#### >>Rushing

YEAR	G	ATT	YDS	NET YDS	AVG ATT	AVG GM	TD	LONG	HIGH YDS
2010	13	16	117	7.3	9.0	0	21-Ore	49-USC	

#### >>Kickoff Returns

YEAR	G	RET	YDS	NET RET	AVG RET	AVG GM	TD	LONG	HIGH YDS
2010	13	12	298	24.8	22.9	0	78-UK	114-UK	
2011	1	1	29	29.0	29.0	0	29-Mon	29-Mon	
<b>Total</b>	<b>14</b>	<b>13</b>	<b>327</b>	<b>25.2</b>	<b>23.3</b>	<b>0</b>	<b>78-UK</b>	<b>114-UK</b>	

### CAREER HIGHS

<b>Receptions</b>	5 vs. Montana, 9/3/11
<b>Receiving Yards</b>	100 vs. Montana, 9/3/11
<b>100-Yard Receiving Games</b>	1 vs. Montana, 9/3/11
<b>Rushing Attempts</b>	5 vs. South Carolina, 10/30/10
<b>Rushing Yards</b>	49 vs. South Carolina, 10/30/10
<b>Kickoff Returns</b>	3 (2x, last vs. Kentucky, 11/27/10)
<b>Kickoff Return Yards</b>	114 vs. Kentucky, 11/27/10

## #83 ZACH ROGERS

WR, 6-0, 180, Jr., Nashville

- Opened 2011 with a 14-yard reception vs. Montana
- Led Vols twice in receiving yards in 2010
- Career-high 78-yards vs. UAB in 2010
- Named 2010 All-SEC Academic honoree
- Third-leading receiver returning for 2011
- >> Full profile on Media Guide Page 104

### CAREER STATS

#### >>Receiving

YEAR	G	REC	YDS	NET REC	AVG GM	AVG TD	LONG	HIGH YDS
2009	12	3	19	6.3	1.6	0	11-WKY	11-WKY
2010	12	14	207	14.8	17.2	1	72-UAB	78-UAB
2011	1	1	14	14.0	14.0	0	14-Mon	14-Mon
<b>Totals</b>	<b>25</b>	<b>18</b>	<b>240</b>	<b>13.3</b>	<b>9.6</b>	<b>1</b>	<b>72-UAB</b>	<b>78-UAB</b>

### CAREER HIGHS

<b>Receptions</b>	4 vs. Florida, 9/18/10
<b>Receiving Yards</b>	78 vs. UAB, 9/25/10
<b>Rushing Yards</b>	9 SOUTH CAROLINA, 10/30/10

## #41 DONTAVIS SAPP

Pronounced (don-TAY-vis)

LB, 6-2, 219, So., Valdosta, Ga.

- Played against Montana (9/3)
- Former defensive back moved to linebacker for 2011
- Played final 11 games of 2010 as true freshmen
- >> Full profile on Media Guide Page 105

### CAREER STATS

#### >>Defense

YEAR	G	UT	AT	TT	SKS/ YDS	TFL/ YDS	FR/ YDS	INT/ YDS	HIGH TKLE
2010	11	1	4	5	0/0	0/0	0	0/0	1-5x
2011	1	0	0	0	0/0	0/0	0	0/0	--
<b>Total</b>	<b>12</b>	<b>1</b>	<b>4</b>	<b>5</b>	<b>0/0</b>	<b>0/0</b>	<b>0</b>	<b>0/0</b>	<b>1-5x</b>

## #96 TREVARRIS SAULSBERRY

DL, 6-5, 280, Fr., Gainesville, Fla.

- Rivals: 3-star (No. 56 overall DT); Scout: 3-star (No. 74 overall DE); ESPN: 3-star (No. 75 overall DE)
- Two-time All-Area selection as a junior and senior; Second Team All-State and First Team All-Area by the Gainesville Sun as a junior in 2009
- As a senior in 2010, tallied 68 tackles, 12 tackles for loss, 8 QBH and 4 1/2 sacks
- >> Full profile on Media Guide Page 114

## #75 JERQUARI SCHOFIELD

OL, 6-6, 333, So.-RS, Aiken, S.C.

- Saw late minutes vs. Montana (9/3) for eighth-career game.
- Started in five games at left guard and saw action in seven as a freshman for Tennessee
- Started first three games at left guard before a foot injury vs. Florida forced him to miss four games
- >> Full profile on Media Guide Page 105

## #12 MATT SIMMS

QB, 6-3, 210, Sr., Franklin Lakes, N.J.

- Played final two series vs. Montana (9/3), completed lone pass for 18 yds.
- Started first eight games of 2010 after transferring from El Camino JC
- Son of Super Bowl Champion and CBS broadcaster Phil Simms
- >> Full profile on Media Guide Page 105

### CAREER STATS

#### ■ Passing

YEAR	G	ATT	INT/ CMP	TD PCT	PASS YDS	AVG. GM	QB RATE	HI PASS YDS
2008*	2	10-4	1/0	40.0	39	18.0	70.76	39-Pitt
2010	11	195-113	5/8	57.9	1460	162.2	129.25	259-Fla
2011	1	1-1	0/0	100	18	18.0	251.2	18-Mon
<b>Totals</b>	<b>14</b>	<b>206-118</b>	<b>6/8</b>	<b>57.8</b>	<b>1517</b>	<b>149.9</b>	<b>125.52</b>	<b>259-Fla</b>

\*Played at Louisville.

### CAREER HIGHS

<b>Completions</b>	19 (2x, last vs. UAB, 9/25/10)
<b>Attempts</b>	34 vs. UAB, 9/25/10
<b>Yards</b>	259 vs. Florida, 9/18/10
<b>Touchdowns</b>	3 vs. UAB, 9/25/10
<b>Longest Completion</b>	72 vs. UAB, 9/25/10

## #55 JACQUES SMITH

Pronounced (JOCK-kwez)

DL 6-2, 255, So., Ooltewah

- In first-career start had 4 tackles with a career-high 2 TFLs for 7 yards vs. Montana (9/3)
- Earned Coaches' All-SEC Freshman Team honors
- One of seven true freshmen to play in every game for UT in 2010

- Ranked fourth among UT's defensive linemen with 24 tackles in 2010

- Registered a tackle for loss on five separate occasions
- Five TFLs ranked fifth on the team

>> Full profile on Media Guide Page 106

#### CAREER STATS

##### >>Defense

YEAR	G	UT	AT	TT	SKS/ TFL/		FR/	INT/	HIGH		
					YDS	YDS				FF	YDS
2010	13	15	9	24	2/7	5/18	1	0/0	0	0/0	5-LSU
2011	1	3	1	4	0/0	2/7	0	0/0	0	0/0	4-Mon
<b>Totals</b>	<b>14</b>	<b>18</b>	<b>10</b>	<b>28</b>	<b>2/7</b>	<b>7/25</b>	<b>1</b>	<b>0/0</b>	<b>0</b>	<b>0/0</b>	<b>5-LSU</b>

#### CAREER HIGHS

Tackles	5 vs. LSU, 10/2/10
TFLs	2 vs. Montan, 9/3/11
Quarterback Hurries	2 vs. UAB, 9/25/10

### #29 TOM SMITH

TB, 5-11, 205, Fr., Apopka, Fla.

- One of 12 true freshmen to play vs. Montana (9/3), rushed three times for six yards

- Rivals: 3-star (No. 29 overall RB, No. 58 overall in Florida); Scout: 3-star (No. 47 overall RB)

- In 2010, honored as First Team All-County and All-Central Florida by the Orlando Sentinel

- As a senior, averaged 7.2 yards-per-carry for 1,253 yards and 17 touchdowns

>> Full profile on Media Guide Page 115

#### CAREER STATS

##### >>Rushing

YEAR	G	ATT	YDS	NET		AVG	TD	LONG	HIGH
				YDS	ATT				
2011	1	3	6	2.0	6.0	0	5	6-Mont	

### #64 JAMES STONE

C, 6-3, 308, So., Nashville

- Started vs. Montana (9/3) for sixth consecutive game at center, all of Tyler Bray's starts at QB

- Earned *Sporting News* and FWAA Freshman All-America honors in 2010, playing 12 games

- Lefty began snapping with right hand in spring

- Part of OL that was only one in NCAA FBS to start three true frosh in a game in 2010 (Memphis)

>> Full profile on Media Guide Page 106

### #53 JAKE STOREY

LB, 5-10, 215, Sr.-RS, Titusville, Fla.

- Former walk-on, who earned a scholarship as a senior in 2011

- Saw action in a career-high 10 games; made two special teams tackles

>> Full profile on Media Guide Page 106

### #10 MARSALIS TEAGUE

DB, 5-10, 185, Jr., Paris

- Started third game in a row, first at right corner vs. Montana (9/3) and made three tackles

- In 2010, played 11 games, started 8 at CB after playing freshman season at WR

- Fourth among the UT secondary and 8th overall with 46 tackles in '10

- Led team with eight passes broken up and third overall in pass def.

- Tied for 12th in the SEC with 0.73 passes defended per game

>> Full profile on Media Guide Page 107

#### CAREER STATS

##### ■ Defense

YEAR	G	UT	AT	TT	SKS/ TFL/		FR/	INT/	HIGH		
					YDS	YDS				FF	YDS
2009	13	1	1	2	0/0	0/0	0	0/0	0	0/0	1-2x
2010	11	29	17	46	0/0	0.5/1	0	0/0	8	0/0	11-UK
2011	1	1	2	3	0/0	0/0	0	1/0	0	0/0	3-Mon
<b>Totals</b>	<b>25</b>	<b>31</b>	<b>20</b>	<b>51</b>	<b>0/0</b>	<b>0.5/1</b>	<b>0</b>	<b>1/0</b>	<b>8</b>	<b>0/0</b>	<b>11-UK</b>

#### CAREER HIGHS

Tackles	11 vs. Kentucky, 11/27/10
Passes Defended	3 vs. UAB, 9/25/10

### #71 DALLAS THOMAS

LT, 6-5, 305, Jr.-RS, Baton Rouge, La.

- Has started 14 games in a row at left tackle including all 13 in 2010

- Only non-sophomore starting on the OL; One of three team reps at SEC Media Days

- Shared 2010 Fourth Quarter Off-Season Award, for attitude, discipline, toughness, effort & team

- Helped Tauren Poole tie for SEC lead of six 100-yard rushing games

>> Full profile on Media Guide Page 107

### #31 JARON TONEY

TB, 5-10, 180, Fr.-RS, Alcoa

- Comes off redshirt season as a true freshman

- 2009 honors included Gatorade state player of the year, Class AA Mr. Football finalist & PrepXtra Offensive Player of the Year

- As a senior, rushed for a state-record 50 TDs along with 2,358 yards

>> Full profile on Media Guide Page 108

### #9 DARYL VEREEN

LB, 5-11, 215, Sr.-RS, Charlotte, N.C.

- Career-high six tackles, which led UT in opener vs. Montana (9/3)

- Shared Stucky Hard Knox Award for off-season physical & mental conditioning

- Played 11 games in 2010, with one start, made 18 tackles

- Named to 2008 SEC All-Freshman Team

>> Full profile on Media Guide Page 108

#### CAREER STATS

##### >>Defense

YEAR	G	UT	AT	TT	SKS/ TFL/		FR/	INT/	HIGH		
					YDS	YDS				FF	YDS
2008	7	0	3	3	0/0	0/0	0	0/0	0	0/0	1-3x
2009	10	1	0	1	0/0	0/0	0	0/0	0	0/0	1-UCLA
2010	11	10	8	18	1/5	1/5	0	0/0	0	0/0	4-VU
2011	1	4	2	6	0/0	0/0	0	0/0	0	0/0	6-Mon
<b>Totals</b>	<b>29</b>	<b>15</b>	<b>13</b>	<b>28</b>	<b>1/5</b>	<b>1/5</b>	<b>0</b>	<b>0</b>	<b>0</b>	<b>0/0</b>	<b>6-Mon</b>

#### CAREER HIGHS

Tackles	6 vs. Montana, 9/3/11
Quarterback Hurries	2 vs. Oregon, 9/11/10

### #23 PRENTISS WAGGNER

DB, 6-2, 185, Jr.-RS, Clinton, La.

- Started 14 games in a row, all 13 last season (at both free safety and cornerback)

- In 2011 opener vs. Montana (9/3) had two tackles as starting free safety

- Named to Preseason Watch List for Thorpe, Bednarik, Nagurski, Lott

- 2011 Preseason Media All-SEC Second Team selection

- Coaches All-SEC Second Team honoree in 2010

- 57 tackles and team-high 5 INTs (3 for TDs) and 9 passes defended

>> Full profile on Media Guide Page 108

#### CAREER STATS

##### ■ Defense

YEAR	G	UT	AT	TT	SKS/ TFL/		FR/	INT/	HIGH		
					YDS	YDS				FF	YDS
2009	13	4	2	6	0/0	0/0	0	0/0	0	0/0	5-Miss
2010	13	38	19	57	0/0	2/8	0	3/45	9	5/73	8-LSU
2011	1	2	0	2	0/0	0/0	0	0/0	1	0/0	2-Mon
<b>Totals</b>	<b>27</b>	<b>44</b>	<b>21</b>	<b>65</b>	<b>0/0</b>	<b>2/8</b>	<b>0</b>	<b>3/45</b>	<b>10</b>	<b>5/73</b>	<b>8-LSU</b>

#### CAREER HIGHS

Tackles	8 at LSU, 10/2/10
Passes Defended	2 (2x, last vs. Kentucky, 11/27/10)
INT Return Yards	54 vs. UT Martin, 9/4/10

### #58 MARLON WALLS

DL, 6-2, 281, So.-RS, Oliver Branch, Miss.

- Career-high 4 tackles vs. Montana (9/3) in return from redshirt season in 2010

- Redshirted in 2010 (Achilles injury)

- Played in seven games in 2009 with two tackles

>> Full profile on Media Guide Page 109

#### CAREER STATS

##### >>Defense

YEAR	G	UT	AT	TT	SKS/ TFL/		FR/	INT/	HIGH		
					YDS	YDS				FF	YDS
2009	7	2	0	2	0/0	0/0	0	0/0	0	0/0	2-Mem
2010	Injured-Redshirt Season										
2011	1	2	2	4	0/0	0.5/1	0	0/0	0	0/0	4-Mon
<b>Totals</b>	<b>8</b>	<b>4</b>	<b>2</b>	<b>6</b>	<b>0/0</b>	<b>0.5/1</b>	<b>0</b>	<b>0/0</b>	<b>0</b>	<b>0/0</b>	<b>4-Mon</b>

#### CAREER HIGHS

Tackles	4 vs. Montana, 9/3/11
---------	-----------------------

### #22 ROD WILKS

DB, 6-0, 214, Jr.-RS, Smyrna

- Career-high four tackles including a TFL in opener vs. Montana (9/3)

- Former wide receiver played in four games in the secondary in 2010

- Played offense and defense in 2009, making 33-yard catch

>> Full profile on Media Guide Page 110

#### CAREER STATS

##### >>Defense

YEAR	G	UT	AT	TT	SKS/ TFL/		FR/	INT/	HIGH		
					YDS	YDS				FF	YDS
2010	4	2	0	2	0/0	0/0	0	0/0	0	0/0	1-2X
2011	1	2	2	4	0/0	0.5/1	0	0/0	0	0/0	4-Mon
<b>Totals</b>	<b>18</b>	<b>4</b>	<b>2</b>	<b>6</b>	<b>0/0</b>	<b>0.5/1</b>	<b>0</b>	<b>0/0</b>	<b>0</b>	<b>0/0</b>	<b>4-Mon</b>

#### CAREER HIGHS

Tackles	4 vs. Montana, 9/3/11
---------	-----------------------

### #54 JORDAN WILLIAMS

DL, 6-5, 240, Fr., Gainesville, Fla.

- Rivals: 3-star (No. 42 overall strongside DE, No. 80 overall prospect in Fla.)

- Scout: 3-star (No. 45 overall defensive end); ESPN: 3-star (No. 61 overall defensive end)

- Totaled 72 tackles, eight tackles for loss and 10 quarterback pressures in 2010

>> Full profile on Media Guide Page 115

### #14 JUSTIN WORLEY

QB, 6-4, 200, Fr., Rock Hill, S.C.

- Enrolled in classes in January and participated in spring workouts

- Rivals: 3-star (No. 30 overall pro-style QB, No. 19 overall prospect in South Carolina)

- Scout: 3-star (No. 37 overall quarterback); ESPN: 3-star (No. 18 overall quarterback)

- As a senior in 2010, earned Gatorade National Player of the Year accolades, becoming the first ever player from South Carolina to earn the honors in any sport

- Finished career with 13,385 passing yards and 157 touchdowns

- As a senior, threw for 5,315 yards and state-record 64 TDs, while also rushing for six TDs

>> Full profile on Media Guide Page 115

### #19 DEVRIN YOUNG

TB/PR, 5-8, 165, Fr., Knoxville

- Suffered fractured right collarbone in late July and is currently sidelined

- Rivals: 3-star (No. 25 overall prospect in Tenn.); Scout: 3-star (No. 118 overall running back)

- Named Class AAA Tennessee Mr. Football Back of the Year; All-State honors 2008, 09, 10

- 7,433 all-purpose yards and 83 TDs in prep career, compiling 54 tackles on defense

>> Full profile on Media Guide Page 115

Game 1

TENNESSEE	14	14	7	7	-	42
MONTANA	0	7	2	7	-	16

Sept. 3 | Neyland Stadium | Knoxville, Tenn. | 6 p.m. | Attendance: 94,661



## Breakdown

	UM	UT
<b>FIRST DOWNS</b>	<b>18</b>	<b>19</b>
Rushing	8	8
Passing	9	9
Penalty	1	2
<b>NET YARDS RUSHING</b>	<b>111</b>	<b>128</b>
Rushing Attempts	30	46
Average Per Rush	3.7	2.8
Rushing Touchdowns	1	2
Yards Gained Rushing	138	153
Yards Lost Rushing	27	25
<b>NET YARDS PASSING</b>	<b>235</b>	<b>311</b>
Completions-Attempts-Int	20-38-1	18-25-0
Average Per Attempt	6.2	12.4
Average Per Completion	11.8	17.3
Passing Touchdowns	1	3
<b>TOTAL OFFENSE YARDS</b>	<b>346</b>	<b>439</b>
Total offense plays	68	71
Average Gain Per Play	5.1	6.2
Fumbles: Number-Lost	2-2	6-0
Penalties: Number-Yards	4-44	6-40
<b>PUNTS-YARDS</b>	<b>8-342</b>	<b>4-149</b>
Average Yards Per Punt	42.8	37.2
Net Yards Per Punt	39.9	36.8
Inside 20	5	0
50+ Yards	1	0
Touchbacks	0	0
Fair catch	0	2
<b>KICKOFFS-YARDS</b>	<b>3-182</b>	<b>8-509</b>
Average Yards Per Kickoff	60.7	63.6
Net Yards Per Kickoff	27.3	46.9
Touchbacks	0	1
<b>Punt returns: Number-Yards-TD</b>	<b>1-2-0</b>	<b>5-23-0</b>
Average Per Return	2.0	4.6
<b>Kickoff returns: Number-Yds-TD</b>	<b>7-114-0</b>	<b>3-100-0</b>
Average Per Return	16.3	33.3
<b>Interceptions: Number-Yds-TD</b>	<b>0-0-0</b>	<b>1-37-1</b>
<b>Fumble Returns: Number-Yds-TD</b>	<b>0-0-0</b>	<b>0-0-0</b>
<b>Miscellaneous Yards</b>	<b>0</b>	<b>0</b>
<b>Possession Time</b>	<b>24:41</b>	<b>35:19</b>
1st Quarter	5:49	9:11
2nd Quarter	3:56	11:04
3rd Quarter	7:46	7:14
4th Quarter	7:10	7:50
<b>Third-Down Conversions</b>	<b>7 of 16</b>	<b>10 of 17</b>
<b>Fourth-Down Conversions</b>	<b>0 of 1</b>	<b>1 of 3</b>
<b>Red-Zone Scores-Chances</b>	<b>1-2</b>	<b>3-4</b>
Touchdowns	1-2	3-4
Field goals	0-2	0-4
<b>Sacks By: Number-Yards</b>	<b>3-21</b>	<b>0-0</b>
<b>PAT Kicks</b>	<b>2-2</b>	<b>6-6</b>
<b>Field Goals</b>	<b>0-0</b>	<b>0-0</b>

## THE WRAPUP

### To Note For the Record

- **Season Openers:** 85-24-6
- **Last 25 Season Openers:** 20-4-1
- **Home Openers:** 91-18-5

### Numbers of Interest

**12:** True freshmen saw action for the Vols; seven on offense, five on defense.

**93:** Minutes game start time was delayed due to inclement weather, marking the longest delay in Neyland Stadium history.

**96:** Yards in a second quarter touchdown drive, marking the longest since 9/30/2006.

### Delayed Start

It was Tennessee's third weather delay since 2006. The Vols were delayed 55 minutes against Marshall on Sept. 23, 2006, and 70 minutes vs. Oregon on Sept. 11, 2010.

The Vols did not run through the 'T' for just the second time in the last 301 home games since the tradition was started against Army on Sept. 18, 1965. The only other time was against Marshall on Sept. 23, 2006.

### Player Notes

Tennessee's sophomore wide-outs Justin Hunter and Da'Rick Rogers became just the 18th Vol tandem to each record 100+ yards receiving in the same game and the first since 2007.

Tyler Bray and Hunter connected on their second 80-plus yard connection together, becoming just the third UT duo to do so. They connected for an 81-yarder vs. Montana and an 80-yarder against Ole Miss on Nov. 13, 2010.

Curt Maggitt (SLB) and A.J. Johnson (WLB) became the first freshmen to start at any linebacker position for Tennessee since freshmen eligibility was reinstated in 1972.

# Tennessee Wins 17th Straight Home Opener, Knocks Out Grizzlies

**KNOXVILLE** -- Tennessee's 2011 football season began with the longest weather delay in school history.

But lightning and high winds only delayed a first-half offensive deluge as the Vols rolled to a 42-16 victory over Montana in Neyland Stadium on Saturday night.

The Vols jumped out to a 14-point lead early in the first quarter thanks to a couple big plays from sophomore receivers Da'Rick Rogers and Justin Hunter.

Rogers caught a 47-yard touchdown pass from Tyler Bray after the Vols recovered a fumbled punt following their first possession of the game. Montana's next drive sputtered at the Tennessee 41, and three plays later Bray connected with Hunter for an 81-yard touchdown that gave UT a 14-0 lead with 8:36 left in the first quarter.

"The game went just like practice did," said Hunter, who set a career high with 146 receiving yards. "We practiced like this all spring and all summer."

After those two quick-strike scores, the Vols (1-0) were more methodical on their next two scoring drives.

True freshman tailback Marlin Lane ended a 12-play, 96-yard drive with a 9-yard touchdown reception to give the Vols a 21-0 lead, and senior Tauren Poole scored from 8 yards out to end a 13-play, 76-yard drive.

But the Vols' productive first half wasn't without a few sputters -- and that didn't include the 1-hour, 33-minute weather delay that began about 10 minutes before the scheduled kickoff.

That weather delay, which caused the Vols to abandon their traditional entrance through the 'T' for just the second time since the 1965, wasn't much of a factor, UT head coach Derek Dooley said.

"It's all how you manage it. It's like old hat to me," said Dooley, who has dealt with several weather delays as a head coach, including a 70-minute delay in a loss to Oregon last year. "Guys really managed it very well. They were relaxed. They shut it down in the locker room. We have experience at it."

If the weather was bad luck, the Vols had a little more good fortune when it came to loose balls.

Tennessee fumbled the ball six times but didn't lose any. It also had two interceptions overturned thanks to Montana penalties. There were a few miscues as well, including an 80-yard Montana touchdown in the second quarter on a busted coverage, and an 82-yard drive surrendered in the fourth quarter with mostly reserves on the field.

It also struggled to get a ground game going for much of the first half, picking up 67 yards on 27 carries in the first 30 minutes. It got better in the second half, especially for Poole, who finished with 98 yards on 24 carries.

His 28-yard run in the fourth quarter also set up the Vols' final points of the day, a 1-yard touchdown by Lane.

"Montana did a good job," UT coach Derek Dooley said. "They have all seniors and juniors on defense, and you can tell. They're physical. (Poole) averaged 4 yards per carry. But we were hoping to run it a little better than we did."

That's a theme that carried over from last season. One that didn't follow the Vols into 2011 -- at least so far -- was a second-half letdown.

The third quarter started with a safety on UT's opening possession, but Art Evans returned his first career interception 37 yards for a touchdown to help stifle any potential Grizzlies comeback.

## >> SCORING SUMMARY

Team	Qtr	Time	Scoring Play	Conversion	Plays	TOP	Score
UT	1st	12:47	Rogers 47 pass from Bray	Palardy kick	1-47	0:10	7-0
UT	1st	8:36	Hunter 81 pass from Bray	Palardy kick	3-84	1:39	14-0
UT	2nd	13:21	Lane 9 pass from Bray	Palardy kick	12-96	5:35	21-0
UT	2nd	4:06	Poole 8 run	Palardy kick	13-76	7:03	28-0
UM	2nd	3:49	Sambrano 80 pass from Johnson	McKnight kick	1-80	0:17	28-7
UM	3rd	12:45	Hughes safety	--	--	--	28-9
UT	3rd	12:12	Evans 37 interception return	Palardy kick	--	--	35-9
UT	4th	9:10	Lane 1 run	Palardy kick	6-44	2:55	42-9
UM	4th	6:04	Canada 7 run	McKnight kick	9-82	3:00	42-16

## Stat Leaders

### >> TENNESSEE

Rushing	Att	Yds	TD	Long	Avg.
Poole	24	98	1	28	4.1
Lane	10	35	1	18	3.5
Neal	2	7	0	4	3.5
Smith	3	6	0	5	2.0
TEAM	1	-1	0	0	-1.0
Bray	6	-17	0	3	-2.8
<b>Totals</b>	<b>46</b>	<b>128</b>	<b>2</b>	<b>28</b>	<b>-2.8</b>

Passing	C-A	Yds	TD	Int	Long
Bray	17-24	293	3	0	81
Simms	1-1	18	0	0	18

Receiving	No.	Yds	TD	Long
Hunter	6	146	1	81
Rogers, D.	5	100	1	47
Fugate	3	17	0	7
Lane	2	16	1	9
Bartholomew	1	18	0	18
Rogers, Z.	1	14	0	12
<b>Totals</b>	<b>18</b>	<b>311</b>	<b>3</b>	<b>81</b>

### >> MONTANA

Rushing	Att	Yds	TD	Long	Avg.
Nguyen	9	67	0	27	7.4
Canada	8	25	1	7	3.1
Moore	5	12	0	6	2.4
Johnson	2	4	0	8	2.0
Kemp	6	3	0	11	0.5
<b>Totals</b>	<b>46</b>	<b>128</b>	<b>2</b>	<b>28</b>	<b>-2.8</b>

Passing	C-A-I	Yds	TD	Long	Sack
Johnson	19-36-1	226	1	80	0
Kemp	1-2-0	9	0	9	0

Receiving	No.	Yds	TD	Long
Moutra	4	30	0	12
Kemp	3	33	0	13
Gratton	3	27	0	12
Warren	2	28	0	32
Hardy	2	14	0	11
Atkins	2	14	0	9
Sambrano	1	80	1	80
<b>Totals</b>	<b>18</b>	<b>311</b>	<b>3</b>	<b>81</b>

# Tennessee Media Services

■ **Credential Requests:** To obtain season or single-game credentials, please apply online by visiting [secsportsmedia.com](http://secsportsmedia.com) and click on the Credentials link.

■ **Weekly Media Conferences:** Coach Derek Dooley's press conferences are held Mondays of game week, inside the Media Center in Neyland Stadium. The conferences start at noon Eastern time. Lunch is served as part of the media conferences. Player interviews, upon request, are held from 11:00 a.m. to Noon and 12:30 to 1, with Coach Dooley appearing from Noon to 12:30.

■ **Head Coach Media Teleconferences:** Coach Derek Dooley will be available to media representatives Wednesdays at 11:40 a.m. Eastern time on the SEC coaches weekly teleconference. Media representatives needing further information should contact the SEC Media Relations Office at (205) 458-3000.

## >> Neyland Game Day Information

■ Press Will Call is at Gate 21 on the northwest side beginning two hours before game time.

■ Pregame media meal is served on Press Box fifth level and in the Stokely Family Media Center at field level.

■ Press box media access is through Gate 15. Field access is through Gates 21A and 25.

■ Press parking is in parking garage G-10 at the southwest end of the stadium.

■ **Vol Walk:** 1:15 p.m. (starts at Torch Bearer Statue)

■ **Band March:** 1:50 p.m.

## >> Directions to Neyland Stadium

■ **From Airport:** Turn toward Knoxville onto Alcoa Hwy. (U.S. Hwy. 129 North). After crossing Tennessee River bridge, exit right and then turn left onto Neyland Drive.

■ **From I-40 East:** Follow I-40 to James White Parkway. Follow to Neyland Drive. (G-10 Garage can be entered off Neyland Drive.)

■ **From I-40 West:** Follow I-40 to James White Parkway. Follow to Neyland Drive.

■ **From I-75 South:** Follow I-75 to I-275. Follow I-275 to I-40. Take I-40 East to James White Parkway and follow to Neyland Drive. (G-10 Garage can be entered off Neyland Drive.)

■ **At Neyland Drive:** Follow to Thompson-Boling Arena. Turn onto Lake Loudoun Boulevard. Turn right at first light onto Phillip Fulmer Way. G-10 garage is on right after passing arena.

## MEDIA RELATIONS STAFF



**Jimmy Stanton**  
Associate AD - Communications  
Office: (865) 974-4167  
Cell: (865) 306-2052  
E-mail: [jimmystanton@utk.edu](mailto:jimmystanton@utk.edu)  
Twitter: @jimmystanton



**Jason Yellin**  
Assistant AD - Media Relations  
Office: (865) 974-9494  
Cell: (865) 314-0273  
E-mail: [jyellin@utk.edu](mailto:jyellin@utk.edu)  
Twitter: @jasonyellin



**Cameron Harris**  
Asst. Director - Media Relations  
Office: (865) 974-8876  
Cell: (817) 408-7604  
E-mail: [charri48@utk.edu](mailto:charri48@utk.edu)  
Twitter: @CHarrisUT



**Andrew Lentz**  
Graduate Assistant  
Office: (865) 974-2743  
Cell: (317) 403-0531  
E-mail: [alentz1@utk.edu](mailto:alentz1@utk.edu)  
Twitter: @LentzUT

**Associate ADs - Media Relations:** Bud Ford, Debby Jennings  
**Associate SIDs:** John Painter, Tom Satkowiak, Eric Trainer  
**Assistant SID:** Brian Davis  
**Publications Coordinator:** Amanda Pruitt  
**Graduate Assistants:** Mary-Carter Kniffen, Todd Mounce, Drew Rutherford, Megan Spedden  
**Administrative Assistant:** Susie Treis

■ **Tennessee Media Relations Dept.**  
Room 255, Stokely Athletics Center  
**Phone:** (865) 974-1212 ■ **Fax:** (865) 974-1269  
**Mailing Address:** P.O. Box 15016 Knoxville, TN 37901  
**Shipping Address:** 1720 Volunteer Boulevard, Knoxville, TN 37996

# SEC Media Services

■ **Media Relations Staff:** For information on services provided by the SEC, call (205) 458-3000, or write to 2201 Richard Arrington Boulevard North, Birmingham, AL 35203.



Charles Bloom

■ **Media Relations Office**

**FB Contact:** Charles Bloom

**Office:** (205) 458-3000

**E-mail:** [cbloom@sec.org](mailto:cbloom@sec.org)

**Associate MRD:** Craig Pinkerton ([cpinkerton@sec.org](mailto:cpinkerton@sec.org))

**Associate MRD:** Tammy Wilson ([twilson@sec.org](mailto:twilson@sec.org))

**Associate MRD:** Chuck Dunlap ([cdunlap@sec.org](mailto:cdunlap@sec.org))

**Associate MRD:** Ayanna Wakefield ([awakefield@sec.org](mailto:awakefield@sec.org))

**Assistant MRD:** Sean Cartell ([scartell@sec.org](mailto:scartell@sec.org))

**Website:** [secsports.com](http://secsports.com)

**Overnight Address:** 2201 Richard Arrington Blvd North; Birmingham, AL 35203-1103

■ **Teleconference:** The 12 SEC head football coaches will be featured twice a week on a teleconference from 11 a.m.-1 p.m. (Eastern) during the 2011 league season. The teleconference will be held each Wednesday beginning Wed., Aug. 31 through Wed., Nov. 23. Media representatives should contact the SEC Media Relations Department (205) 458-3000 for the confidential phone number. Each coach will appear on the teleconference for seven minutes, according to the following schedule:

11:00 a.m. ET	Les Miles, LSU
11:10 a.m.	Steve Spurrier, South Carolina
11:20 a.m.	Will Muschamp, Florida
11:30 a.m.	James Franklin, Vanderbilt
<b>11:40 a.m.</b>	<b>Derek Dooley, Tennessee</b>
11:50 a.m.	Nick Saban, Alabama
12:00 a.m.	Bobby Petrino, Arkansas
12:10 a.m.	Houston Nutt, Mississippi
12:20 a.m.	Mark Richt, Georgia
12:30 p.m.	Dan Mullen, Mississippi State
12:40 p.m.	Gene Chizik, Auburn
12:50 p.m.	Joker Phillips, Kentucky

## >> 2011-12 SEC Bowl Schedule

Franklin Mortgage Music City Bowl	Dec. 30
AutoZone Liberty Bowl	Dec. 31
Gator Bowl	Jan. 2
Capital One Bowl	Jan. 2
Outback Bowl	Jan. 2
Allstate Sugar Bowl	Jan. 3
AT&T Cotton Bowl	Jan. 6
BBVA Compass Bowl	Jan. 7

## TENNESSEE FOOTBALL PRACTICE SCHEDULE

SUNDAY	MONDAY	TUESDAY	WEDNESDAY	THURSDAY	FRIDAY	SATURDAY
[4] No Open Practice	[5] Media Luncheon: 11 a.m. Coach Dooley, Selected Players	[6] Practice: 9 a.m. Haslam Field Coach Dooley, Selected Players	[7] Practice: 9 a.m. Haslam Field Coach Dooley, Asst. Coaches	[8] Practice: 9 a.m. Haslam Field No Availability	[9] No Open Practice	[10] Tennessee vs. Cincinnati: 3:30 p.m. Neyland Stadium

**collegepressbox.com** features media information, news and information links and weekly and archived game notes, rosters, depth charts, statistics and game books, as well as pregame quotes. The service also has special sections devoted to bowls, awards, national signing day and spring football, and the NFL Draft. To access the site, log in with:  
**username:** [secmedia](http://collegepressbox.com) | **password:** [birmingham](http://collegepressbox.com)