

RUNNING BACK  
VICTOR ANDERSON

LINEBACKER  
DEXTER HEYMAN

DEFENSIVE END  
WILLIAM SAVOY



UNIVERSITY OF LOUISVILLE  
**BOWL  
GUIDE**

**11**







## LOUISVILLE CARDINALS (7-5) VS. NC STATE (7-5)

TUESDAY, DECEMBER 27 • 8:00 P.M. • ESPN

CHARLOTTE, N.C. • BANK OF AMERICA STADIUM (73,778)

### CARDINALS EARN SECOND-STRAIGHT BOWL BERTH

The University of Louisville and NC State were selected for a clash in the 2011 Belk Bowl in Charlotte, N.C., on Dec. 27 at Bank of America Stadium. The game is set for an 8 p.m. ET kickoff, and it will be televised on ESPN and aired on the Louisville Sports Radio Network.

The Cardinals tied West Virginia and Cincinnati for a share of the BIG EAST title with 5-2 league records, but West Virginia broke the three-way tie with a higher BCS ranking. The Cardinals defeated the Mountaineers earlier in the year in Morgantown, 38-35, but dropped a 25-16 decision at Cincinnati.

The Cardinals finished the regular season 7-5 overall. However, Louisville heads into postseason play as one of the hottest teams in the country. The team was sitting at 2-4 after the loss to Cincinnati on Oct. 15, but responded by winning five of its last six to earn a share of its first BIG EAST title since 2006.

The Cardinals and Wolfpack will be meeting for the fourth time in history, with Louisville holding a 3-0 advantage. Louisville defeated the NC State, 29-10, in the last meeting (2007) at Carter Finley Stadium. Previously, the Cardinals defeated the Wolfpack, 35-14, in 1994 and 26-2 in 1951.

Louisville is making its 16th postseason trip and second straight under Strong, who is 14-11 in his first two seasons at the helm of the program. Louisville defeated Southern Miss, 31-28, in the Beef 'O' Brady's Bowl a year ago.

Louisville is one of the youngest teams in the country, with a combined 10 freshmen starting on offense and defense. Of the six freshmen starters on offense, quarterback Teddy Bridgewater has made the biggest splash, throwing for 1,855 yards and 12 touchdowns. He was named Rivals.com National Player of the Week twice and broke Chris Redman's freshman passing yards record. Redshirt freshman Michael Harris leads the Cardinals with 37 receptions for 455 yards and a pair of scores, while true freshman DeVante Parker has a team-high six touchdown receptions.

The Cardinals rank second in the BIG EAST and 23rd nationally in total defense (327.8), No. 10 in the country against the run (103.5) and No. 14 in scoring defense (19.17 points per game). Louisville, which is a pressure team that relies on getting to the quarterback, is tied for 17th in the country in sacks (2.67) and tied for 18th in tackles for loss (7.25).

### QUICK NOTES

- This is Louisville's 16th post-season appearance. Louisville is 7-7-1 all-time in postseason play.
- Louisville is making its second straight trip to a bowl and 11th in 14 seasons (missed 2007-09).
- Louisville's Charlie Strong is only the third coach in school history to take his team to a bowl game in his first two campaigns. Bobby Petrino and John L. Smith were the other two head coaches to accomplish the feat.
- The Cardinals enter postseason play having won five of their last six games after a 2-4 start, which included losses to FIU and Marshall.
- Louisville won a share of its second BIG EAST title when they tied with West Virginia and Cincinnati. The Cardinals also won the title in 2006 and advanced to their first BCS game — a 24-13 win over Wake Forest.
- The Cardinals are starting six freshmen on offense, including four true freshmen. Louisville also starts four true freshmen on the defensive side of the ball.
- True freshman wide receiver DeVante Parker leads the Cardinals with six touchdown receptions.

### Louisville (7-5, 5-2 BIG EAST)

9/1	Murray State	W, 21-9
9/9	FIU	L, 24-17
9/17	at Kentucky	W, 24-17
10/1	Marshall	L, 17-13
10/8	at North Carolina	L, 14-7
10/15	at Cincinnati*	L, 25-16
10/21	Rutgers*	W, 16-14
10/29	Syracuse*	W, 27-10
11/5	at West Virginia*	W, 38-35
11/12	Pittsburgh*	L, 14-21
11/19	at Connecticut*	W, 34-20
11/25	at USF*	W, 34-24

### NC State (7-5, 4-4 ACC)

9/3	Liberty	W, 43-21
9/10	at Wake Forest	L, 27-34
9/17	South Alabama	W, 35-13
9/22	at Cincinnati	L, 14-44
10/1	Georgia Tech	L, 35-45
10/8	Central Michigan	W, 38-24
10/22	at Virginia	W, 28-14
10/29	at Florida State	L, 0-34
11/5	North Carolina	W, 13-0
11/12	at Boston College	L, 10-14
11/19	Clemson	W, 37-13
11/26	Maryland	W, 56-41

### About the Game

TV	ESPN
Play-by-Play	Bob Wischusen
Analyst	Brian Griese
Sideline	TBA

Radio	WHAS Radio
Play-by-Play	Paul Rogers
Analyst	Tony Stallings
Sideline	Doug Ormay

### Touchdown Radio

Play-by-Play	Frank Frangie
Analyst	Gino Toretta
Sideline	Roxy Bernstein

### Satellite Radio

Channel 134 (Sirius)  
Channel 196 (XM)

### LOUISVILLE CONTACT INFORMATION

#### Louisville Media Contact

Rocco Gasparro (rocco.gasparro@louisville.edu)  
502-852-0102 (office)  
502-262-2258 (cell)

Gasparro will be in Charlotte with the team on Dec. 21.

**LOUISVILLE-NC STATE COACHES**

	<b>Charlie Strong</b>	<b>Tom O'Brien</b>
Years as HC	2	15
Reg. Season Record	13-11	100-73
Post-Season Record	1-1	7-2
Overall Record	14-12	107-75
With UL/NC State		
Overall Record	14-11	32-30
Post-Season Record	1-0	1-0
<b>vs. Opp Coach</b>		
Reg. Season Record	n/a	n/a
Post-season Record	n/a	n/a
Overall Record	n/a	n/a

**COMPARISON STATS VS. NC STATE**

<b>Louisville</b>		<b>NC State</b>
7-5	Record	7-5
5-2	Conference Record	4-4
21.8	Scoring/Game	28.0
16.3	First Downs/Game	18.3
328.2	Total Offense/Game	346.2
121.9	Rushing/Game	108.2
206.2	Passing/Game	238.0
22.8	Kickoff Returns	21.6
5.2	Punt Returns	11.4
36.4	Net Punting	35.4
31:59	Time of Possession	31:02
39%	Third Down Conversion	43%
-1	Turnover Margin	+14
19.2	Points Allowed	24.8
327.8	Total Yards Allowed	351.9
103.5	Rush Yards Allowed	132.4
224.3	Pass Yards Allowed	219.5

**SCOUTING NC STATE**

NC State won a total of seven games this season, including 4-4 in the Atlantic Coast Conference. The Wolfpack, under the guidance of head coach Tom O'Brien, have won three of their last four meetings, including a 56-41 win over Maryland, where they overcame a 35-point four-quarter deficit.

The Wolfpack and Cardinals have two common opponents in Cincinnati and North Carolina. Cincinnati defeated NC State 44-14, while Louisville dropped a 25-16 decision to Cincinnati. Louisville led the Bearcats 16-7 at the half. Louisville lost 14-7 at North Carolina, while the Wolfpack defeated UNC 13-0.

The Wolfpack have been led by their defense, which ranks 39th in total defense and sixth in turnover margin.

Cornerback David Amerson leads the nation in interceptions with 11, while free safety Brandon Bishop is 11th nationally with five picks. As a team, the Wolfpack lead the nation with 24 interceptions.

NC State is led offensively by quarterback Mike Glennon, who has thrown for 2,790 yards and 28 touchdowns. He has thrown for over 300 yards three times this season and tossed five touchdown pass in the comeback win over Maryland to end the regular season.

Running back James Washington has accounted for 852 yards on the ground and seven touchdowns, but the Wolfpack are only averaging 108.2 yards on the ground this season.

The Wolfpack don't have a go-to-receiver, but do have five players with 30 or more receptions. T.J. Graham and Washington lead the way with 39 receptions each, but Graham has five touchdowns and is averaging 16.4 yards per catch.

**LAST TIME VERSUS NC STATE (SEPT. 29, 2007)**

Louisville's defense forced a season-high five turnovers and the Cardinals overcame Brian Brohm's least productive performance of the season in a 29-10 victory over North Carolina State.

Brock Bolen rushed for a career-high 112 yards and a touchdown, as the Cardinals ground game rolled up 247 yards to help take the pressure off Brohm and avoid yet another shootout.

Brohm followed his career-high 555-yard performance last week against Syracuse by completing 20-of-33 passes for 251 yards - his lowest yardage

total since Rutgers held him to 163 in a loss last November. Brohm threw a scoring pass to George Stripling and had one interception.

Art Carmody added three field goals and kicked the NCAA-record 227th extra point of his career for the Cardinals, who snapped a two-game losing streak that knocked them from the national rankings.

But the biggest surprise might have come from Louisville's defense. A week after allowing four touchdown passes and 423 yards through the air in a second straight upset, the Cardinals clamped down on the punchless Wolfpack (1-4) by forcing three fumbles, intercepting two passes and holding them to 85 yards rushing.

Their final takeaway - Lamar Myles' recovery of Andre Brown's fourth-quarter fumble near midfield - led to the 18-yard TD toss from Brohm to Stripling that completed the scoring and iced the game.

Still, it was enough to deal the woeful Wolfpack their 11th straight loss against a team from the Bowl Subdivision. Harrison Beck was 17-of-28 for 181 yards with two interceptions before he injured his collarbone midway through the third period.

One-time starter Daniel Evans relieved him and accounted for N.C. State's only touchdown when he flipped a 2-yard scoring pass to Ced Hickman that pulled the Wolfpack within 16-10 late in the third.

The Cardinals pulled away in the fourth, scoring on Bolen's 2-yard scoring run and adding Brohm's touchdown pass to Stripling.

Carmody followed the Cardinals' first touchdown - Anthony Allen's 7-yard scoring run that capped the game's opening drive - with his record-breaking extra point, surpassing Bowling Green's Shawn Suisham, who had 226 from 2001-04.

**LAST TIME IN BOWL (2010 - BEEF 'O' BRADY'S BOWL)**

Justin Burke threw for a pair touchdowns and Jeremy Wright scored on a 95-yard kickoff return to help Louisville beat former Conference USA rival Southern Mississippi 31-28 in the Beef 'O' Brady's Bowl. Burke tossed scoring passes of 11 yards to Cameron Graham and 10 yards to Josh Chichester while the Cardinals (7-6) erased a 14-point first-half deficit, then produced a go-ahead field goal in the fourth quarter. Austin Davis threw 205 yards and two touchdowns to become Southern Mississippi's career TD pass leader, moving ahead of Brett Favre and Lee Roberts in the Golden Eagles record book with 53 in three seasons.

The Southern Miss quarterback also scored on a 17-yard reception from receiver Quentin Pierce.

Wright's long kickoff return made it 28-all early in the fourth quarter. Chris Philpott's 36-yard field goal gave the Cardinals their first lead with 6:30 remaining.

Davis completed 19 of 32 passes, including TD throws of 32 yards to Pierce and 8 yards to Zeke Walters for the Golden Eagles.

In addition to becoming the Southern Miss career TD pass leader, the junior moved into second place on the school's career passing list with 7,396 yards - 299 short of the 7,695 Favre threw for from 1987-90. Meanwhile, Desmond Johnson scored on a 62-yard run and finished with a season-high 107 yards rushing.



#### **MEDIA INFORMATION**

Assistant Sports Information Director and football contact Rocco Gasparro will be the contact for the media in Charlotte for the 2011 Belk Bowl. His contact information is as follows:

Cell: 502-262-2258

E-mail: rocco.gasparro@louisville.edu

#### **BELK BOWL MEDIA RELATIONS**

Frank Kay is the Director of Media Relations for the Belk Bowl and can be reached at 704-534-1617 or at FKay@RaycomSports.com.

#### **TRAVEL INFORMATION**

The Cardinals will travel from Louisville to Charlotte via charter flight on Dec. 21 at 4 p.m. The team will return to Louisville on Dec. 28. The Cardinals will be staying at the Hilton Charlotte City Center, 222 E. 3rd St., Charlotte, N.C. 28202.

#### **PRACTICE SITE**

Louisville will practice at Charlotte Latin High School at 9502 Providence Road, Charlotte, N.C. 28277 (704-846-7255). The Cardinals will practice there starting on Dec. 22-Dec. 25. Louisville's practices will be closed.

#### **CREDENTIAL REQUESTS**

All credential requests from the media must be made through the on-line credential request form at [www.belkbowl.com](http://www.belkbowl.com), including credentials, parking and hotel. Requests must be received no later than Dec. 13. No credentials will be mailed. Credentials can be picked up at the media hotel, which is the Marriot Center City.



#### **NC STATE-LOUISVILLE CONNECTIONS**

- Louisville offensive line coach Dave Borbely coached with NC State offensive coordinator/quarterbacks coach/wide receivers coach Dana Bible at Stanford from 1995-97.
- Louisville running backs coach/special teams coordinator Kenny Carter worked with NC State offensive line coach Jim Bridge at The Citadel from 1996-98.
- Louisville linebackers coach Brian Jean-Mary and NC State linebackers coach Jon Tenuta served on the Georgia Tech staff from 2004-07.
- Louisville quarterbacks coach Shawn Watson coached with Bible at Miami (OH) in 1989.
- NC State tight ends coach Don Horton served as Watson's offensive coordinator at Southern Illinois when Watson was the head coach there from 1994-96.
- Louisville graduate assistant Justin Burke attended NC State from 2006-07. Burke red-shirted in 2006 before seeing limited action in 2007.
- Louisville running back Dominique Brown and NC State tight end Anthony Talbert attended Winton Woods High School.
- Louisville linebacker Mike Privott and NC State wide receiver Jay Smith attended Lake Taylor High School.

#### **NC STATE-LOUISVILLE SERIES NOTES**

- Louisville leads the all-time series 3-0.
- Louisville has out-scored NC State 90-26.
- The Cardinals have won each game by at least 19 points.
- Art Carmody broke the NCAA record for most career extra points when he nailed his 227th against NC State in 2007.
- Louisville used a well-balanced offensive attack to beat NC State 29-10 in 2007. The Cardinals passed for 251 yards and rushed for 247.
- Louisville's running game picked up a struggling Brian Brohm in the 2007 meeting. The Wolfpack defense held Brohm to 20-for-33 passing for 251 yards, but Brock Bolen rushed for 112 yards and Anthony Allen added 85 to lead the rushing attack.
- Lamar Myers led the defense in 2007 with 11 tackles and two fumble recoveries.
- NC State turned the ball over five times in the 2007 contest and were held to 85 yards on the ground.
- Anthony Shelman rushed for 139 yards on 27 carries in 1994.
- The Wolfpack fumbled eight times and lost six of those fumbles against the Cardinals in 1994. Both totals are the most by a Louisville opponent in games dating back to 1989.

#### **LOUISVILLE VERSUS THE ATLANTIC COAST CONFERENCE**

- Louisville trails 18-36-1 all-time against current members of the ACC.
- The Cardinals are 0-1 this season against the ACC after losing to North Carolina 14-7 on Oct. 8, 2011. Louisville scored in the final minute to escape being shutout for the first time since facing Florida State in 2000.
- Louisville's last win against the ACC came against NC State in 2007.
- Louisville is 1-1 against ACC teams in bowl games.
- The Cardinals defeated Wake Forest 24-13 in the Orange Bowl on Jan. 2, 2007 and fell to Virginia Tech 35-24 in the Gator Bowl on Jan. 2, 2006.



**LOUISVILLE BOWL HISTORY**

Year	Date	Bowl	Result
2010	12/21/2010	Beef 'O'Brady's Bowl	Louisville 31, Southern Mississippi 28
2007	1/2/2007	Orange Bowl	Louisville 24, Wake Forest 13
2006	1/2/2006	Gator Bowl	Virginia Tech 35, Louisville 24
2004	12/31/2004	Liberty Bowl	Louisville 44, Boise State 40
2003	12/18/2003	GMAC Bowl	Miami (OH) 49, Louisville 28
2002	12/18/2002	GMAC Bowl	Marshall 38, Louisville 15
2001	12/31/2001	Liberty Bowl	Louisville 28, BYU 10
2000	12/31/2000	Liberty Bowl	Colorado State 22, Louisville 17
1999	12/30/1999	Humanitarian Bowl	Boise State 34, Louisville 31
1998	12/23/1998	Motor City Bowl	Marshall 48, Louisville 28
1993	12/28/1993	Liberty Bowl	Louisville 18, Michigan State 7
1991	1/1/1991	Fiesta Bowl	Louisville 34, Alabama 7
1977	12/17/1977	Independence Bowl	Louisiana Tech 24, Louisville 14
1970	12/19/1970	Pasadena Bowl	Louisville 24, Long Beach State 24
1958	1/1/1958	Sun Bowl	Louisville 34, Drake 20

**2011 STANDINGS**

BIG EAST				OVERALL			
W-L	PF	PA	W-L	PF	PA	STRK	
West Virginia 5-2	217	202	9-3	419	315	W3	
Cincinnati 5-2	177	157	9-3	402	240	W2	
Louisville 5-2	179	149	7-5	261	230	W2	
Rutgers 4-3	160	143	8-4	316	225	L1	
Pittsburgh 4-3	186	152	6-6	309	269	W1	
Connecticut 2-4	167	200	5-7	291	292	L2	
USF 1-6	166	198	5-7	351	272	L3	
Syracuse 1-6	146	197	5-5	290	342	L3	

**BIG EAST Bowl Bids**
**Belk Bowl • Dec. 27**
**Louisville vs. North Carolina State.. 8 p.m.**

Television: ESPN

Series: Louisville leads, 3-0

Last Meeting: Sept. 27, 2007 — Louisville, 29-10

**New Era Pinstripe Bowl • Dec. 30**
**Rutgers vs. Iowa State..... 3:20 p.m.**

Television: ESPN

Series: First meeting

**AutoZone Liberty Bowl • Dec. 31**
**Cincinnati vs. Vanderbilt..... 3:30 p.m.**

Television: ABC

Series: Vanderbilt leads, 4-3

Last Meeting: Oct. 4, 1980 — Vanderbilt, 23-6

**Discover Orange Bowl • Jan. 4**
**West Virginia vs. Clemson..... 8:30 p.m.**

Television: ESPN

Series: Clemson leads, 1-0

Last Meeting: Dec. 30, 1989 — Clemson, 27-7

**BBVA Compass Bowl • Jan. 7**
**Pittsburgh vs. SMU..... 1 p.m.**

Television: ESPN

Series: Tied, 2-2-1

Last Meeting: Jan. 1, 1983 — SMU, 7-3

**CARDS EXTEND BOWL STREAK**

Louisville is extending its bowl streak to two games after accepting a bid to the the Belk Bowl. The Cardinals snapped a three-game bowl hiatus—last season by earning a trip to the Beef 'O'Brady's Bowl in St. Petersburg. Louisville went on to defeat Southern Mississippi 31-28. Louisville has advanced to post-season play 11 times in the last 14 seasons.

**STRONG GOES TO CONSECUTIVE BOWLS**

Head coach Charlie Strong has done something that only two others coaches have done in the history of U of L — advance to bowls in their first two seasons.

Strong becomes the third coach to take his team to bowl games in their first two campaigns, matching John L. Smith and Bobby Petrino.

Smith went to the Motor City Bowl in 1998 and the Humanitarian Bowl in 1999. Petrino also went to two straight bowls by going to the GMAC Bowl in 2003 and the Liberty Bowl in 2004.

Strong took over a program that had missed post-season play for three-straight seasons before going to the Beef 'O'Brady's Bowl in 2010 and the Belk Bowl this season.

**SEVEN FOR SECOND STRAIGHT**

Louisville is moving the program in the right direction after three straight losing seasons from 2007-09. The Cardinals have won seven games for the second-straight season after a 7-5 season this year and a 7-6 mark a year ago. It's the first consecutive seven win seasons since Louisville won 12 in 2006 and nine in 2005.

**CONFERENCE TITLES**

Louisville won its second BIG EAST title and first since 2006 when they tied with Cincinnati and West Virginia for the league crown. The Cardinals won three league titles in 2004, 2001 and 2000, while members of Conference USA. Louisville won a pair of conference titles while members of the Missouri Valley Conference in 1970 and 1972.

**LOUISVILLE IN THE RED ZONE**

Louisville has converted 27 of 33 opportunities (81.8 percent) in the red zone for 20 touchdowns, seven field goals, two turnovers and two missed field goals. The Cardinals rank 59th in the country in red zone offense.

Louisville ranks 37th in the nation in red zone defense as opponents have converted 27 of 34 opportunities (79.4 percent) for 19 touchdowns eight field goals and six missed field goals.

**GETTING FRESH**

Louisville has played a total of 11 true freshmen this season and all of them have started at least one game this season. The following true freshmen have seen action this season: QB Teddy Bridgewater, OL Jamon Brown, DE B.J. Dubose, CB Terrell Floyd, CB Andrew Johnson, TE Lorenzo Mauldin, LB Deiontrez Mount, OG John Miller, WR DeVante Parker, S Calvin Pryor, WR Eli Rogers.

The Cardinals had seven players record their first career starts in the win over Murray on Sept. 1, including five on the offensive side of the football.

Wide receiver Michael Harris, who had been riddled with injuries to start his career, started at wide receiver, while Ryan Kessling and Hector Hernandez made starts at tackle. John Miller and Jake Smith also started at the guard positions. On defense, Preston Brown made his first start at linebacker, while true freshman Andrew Johnson started at cornerback.

DeVante Parker made his first career start at wide receiver in the loss to FIU.

Junior cornerback Adrian Bushell and tight end Nate Nord earned their first career starts against Kentucky on Sept. 17.

True freshman Teddy Bridgewater, red-shirt freshman Stephan Robinson and sophomore Kameron Joyner started for the first time in the loss to Marshall.

True freshmen Jamon Brown, Terrell Floyd and Deiontrez Mount started for the first time in the loss to North Carolina.

True freshmen Eli Rogers and B.J. Dubose

## USA Today

1.	LSU (59)	13-0	1,475	1
2.	Alabama	11-1	1,399	2
3.	Oklahoma State	11-1	1,367	5
4.	Stanford	11-1	1,286	4
5.	Oregon	11-2	1,232	7
6.	Boise State	11-1	1,128	8
7.	Arkansas	10-2	1,112	10
8.	Wisconsin	11-2	1,085	12
9.	South Carolina	10-2	971	13
10.	Kansas State	10-2	878	15
11.	Virginia Tech	11-2	835	3
12.	Michigan	10-2	789	16
13.	Michigan State	10-3	735	9
14.	Clemson	10-3	657	21
15.	TCU	10-2	631	17
16.	Baylor	9-3	599	18
17.	Houston	12-1	542	6
18.	Georgia	10-3	538	14
19.	Oklahoma	9-3	437	11
20.	Nebraska	9-3	402	19
21.	Southern Mississippi	11-2	366	23
22.	West Virginia	9-3	278	20
23.	Penn State	9-3	189	22
24.	Cincinnati	9-3	94	25
25.	Florida State	8-4	68	24

## Associated Press

1.	LSU (59)	13-0	1,475	1
2.	Alabama	11-1	1,399	2
3.	Oklahoma State	11-1	1,367	5
4.	Stanford	11-1	1,286	4
5.	USC	10-2	1,179	9
6.	Oregon	11-2	1,232	7
7.	Arkansas	10-2	1,112	10
8.	Boise State	11-1	1,128	8
9.	Wisconsin	11-2	1,085	12
10.	South Carolina	10-2	971	13
11.	Kansas State	10-2	878	15
12.	Michigan State	10-3	735	9
13.	Michigan	10-2	789	16
14.	Clemson	10-3	657	21
15.	Baylor	9-3	599	18
16.	TCU	10-2	631	17
17.	Virginia Tech	11-2	835	3
18.	Georgia	10-3	538	14
19.	Oklahoma	9-3	437	11
20.	Houston	12-1	542	6
21.	Nebraska	9-3	402	19
22.	Southern Mississippi	11-2	366	23
23.	West Virginia	9-3	278	20
24.	Penn State	9-3	189	22
25.	Florida State	8-4	68	24

started for the first time in the loss to Cincinnati. Calvin Pryor started versus Rutgers.

The Cardinals have had 22 different players make their first career starts this season after tight end Chris White made his first start versus Syracuse. Defensive end Lorenzo Mauldin and defensive tackle Jamaine Brooks started versus Connecticut.

## YOUTH SERVED

According to Phil Steele's pre-season magazine, the Cardinals rank 119th of 120 in returning experience in the nation. Louisville returned just 11 starters, which included seven on defense and four on offense. Louisville played 11 true freshmen in the first six contests, which is more than they played all of last season (10).

The Cardinals have played 26 players who have made their first collegiate appearances this season. Here are the players who have made their first collegiate appearances: Teddy Bridgewater, Adrian Bushell, Michael Harris, Jamon Brown, Kamran Joyer, Jamaine Brooks, Stephan Robinson, Nick Heuser, Jake Smith, John Miller, Andrew Johnson, Lorenzo Mauldin, B.J. Dubose, Calvin Pryor, Justin Gilmore, Kamal Hogan, Terrell Floyd, George Durant, DeVante Parker, Grant Donovan, Jordan Paschal, Eli Rogers, Jarel McGriff-Culver, Deiontrez Mount, Chris White and Chris Acosta.

## TURNOVERS TELL THE TALE

It's often called the most important statistic in football, and it was pretty relevant this season when talking about the Cardinals. Louisville was -1 this season in turnover margin, but were -4 in their five losses this year. The Cardinals turned the football over twice in the 24-17 loss to FIU and twice in the 17-13 defeat to Marshall. In Louisville's seven wins this year, the Cardinals were +3. In the first two years in the Charlie Strong era, the Cardinals are -4 in turnovers.

## CONFERENCE CHAMPIONS

With the 34-24 win over South Florida on Nov. 25, the Cardinals gained a share of their second BIG EAST title since joining the league in 2005. Louisville went 6-1 in 2006 to win the league title and earn a BCS title.

The Cardinals won three Conference USA titles in 2000, 2001 and 2004, and won a pair of Missouri Valley Conference titles in 1970 and 1972.

## CONFERENCE TURNAROUND

Louisville struggled in the BIG EAST Conference from 2008-09, winning a combined total of two games. However, Louisville went 3-4 in the league last season and 5-2 this season en route to winning a share of the league title. Louisville is 24-25 as members of the BIG EAST Conference in seven seasons.

## LOUISVILLE'S BOWL HISTORY

Louisville is making its second straight bowl appearance and 16th overall. The Cardinals are 7-7-1 in 15 previous bowl games, but are 3-1 in their last four bowl games. Louisville has won its last two bowl games, defeating Southern Mississippi 31-28 and Wake Forest 24-13.

Beef 'O'Brady's	1-0
Fiesta	1-0
Gator	0-1
GMAC	0-2
Humanitarian	0-1
Independence	0-1
Liberty	3-1
Motor City	0-1
Orange	1-0
Pasadena	0-0-1
Sun	1-0

## OVERTIME RECORD

Louisville is 3-4 all-time in overtime games during the course of their history after falling 24-21 to South Florida on Nov. 13. The Cardinals have dropped three in a row in overtime, including two to South Florida.

The Cardinals lost 46-44 in triple overtime at West Virginia on Oct. 15, 2005. It was the only time in school history that Louisville has played a three-overtime contest. Three of the seven overtime games have come versus BIG EAST competition.

The last overtime win for the Cardinals in an extra session came on Nov. 14, 2002, when the Cardinals defeated Southern Mississippi 20-17.

## Louisville's Overtime Record (3-4)

11/13/10	USF	L, 21-24
10/15/05	at West Virginia (3)	L, 44-46
10/4/03	at USF (2)	L, 28-31
11/14/02	at Southern Miss	W, 20-17
9/26/02	Florida State	W, 26-20
9/2/00	Kentucky	W, 40-34
10/7/99	Army	L, 52-59

## NO COMEBACK KIDS

Head coach Charlie Strong needs to find a way to get his team to recover after falling behind. The Cardinals are 2-6 overall when trailing after halftime and 1-8 overall when losing after three quarters when Pitt held a 14-7 lead.

In the finale this season versus South Florida, the Cardinals trailed South Florida 17-3 in the second quarter before coming back to win 34-24. The Cardinals trailed 24-20 heading into the fourth quarter, marking the first time in the Charlie Strong era that Louisville won a game after trailing after three quarters.

On the flip side, the Cardinals are 10-2 when leading after one, 9-4 when leading at the half and 12-4 when they have the lead after the third quarter.



## Louisville Under Strong

	2011	Strong
August	0-0	0-0
September	2-1	3-3
October	2-3	5-5
November	3-1	5-3
December	0-0	1-0
<b>Louisville's Conference Record...</b>		
at home	2-1	3-4
on the road	3-1	5-2
neutral	0-0	0-0
<b>Louisville's Non-Conference Record...</b>		
at home	1-2	3-3
on the road	1-1	2-2
neutral	0-0	1-0
<b>Louisville vs. Ranked Opponents...</b>		
at home	0-0	0-1
on the road	1-0	1-1
neutral	0-0	0-0
<b>Louisville's Record in Games...</b>		
decided by 7 points or less	3-4	4-8
decided by 3 points or less	2-0	2-1
Away during the day	3-2	5-4
Away at night	1-0	1-0
Home during the day	1-2	4-5
Home at night	2-1	2-2
<b>Louisville's Record When Scoring...</b>		
less than 20 points	1-5	1-8
20+ points	6-0	13-3
25+ points	4-0	10-2
<b>Louisville's Record When Allowing...</b>		
20 or less points	5-2	9-3
20+ points	2-3	4-7
25+ points	1-1	2-3
<b>Louisville's Record When...</b>		
Leading after the first quarter	6-1	10-2
Trailing after the first quarter	1-3	2-6
Leading at halftime	5-2	9-4
Trailing at halftime	1-2	2-6
Leading after the third quarter	6-2	12-4
Trailing after the third quarter	1-3	1-8
Tied after the fourth	0-0	0-1
<b>Louisville's Record With...</b>		
less than 300 yards	1-4	1-6
400+ yards total offense	0-1	4-3
500+ yards total offense	0-0	1-1
600+ yards total offense	0-0	0-0
less than 100 yards rush	0-3	0-4
100+ yards rush	7-2	14-6
150+ yards rush	3-0	9-4
200+ yards rush	0-0	3-1
250+ yards rush	0-0	2-0
less than 200 yards pass	4-3	7-7
300+ yards passing	0-1	1-1
350+ yards passing	0-1	0-1
400+ yards passing	0-0	0-0
450+ yards passing	0-0	0-0
<b>Louisville's Record When Allowing...</b>		
less than 200 total yards	0-0	1-0
less than 300 total yards	4-2	8-5
less than 400 total yards	6-5	12-9
400+ yards total offense	1-0	2-2
less than 100 yards rush	5-2	7-2
100+ yards rush	2-3	7-9
less than 200 yards pass	2-3	7-7
less than 250 yards pass	4-5	11-10
less than 300 yards pass	6-5	13-11
300+ yards pass	1-0	1-0

### SOLID ROAD WORK

■ The Cardinals are 4-2 on the road this season, and the two games they lost were a nine-point decision at Cincinnati and a seven-point loss at North Carolina. The Cardinals have played well away from home, allowing 22.2 points per game and just 99.6 yards on the ground. Louisville is yielding 342.8 yards of total offense in its first six road games.

■ The Cardinals are getting it done right from the first quarter where they are out-scoring the opposition 44-10 in the first quarter. Louisville jumped out to a 14-0 lead versus Connecticut. The Cardinals had the lead or were tied at the half in five of their six road games.

■ Louisville has been extremely successful in the red zone on the road, scoring 17 times in 20 possessions, including 12 touchdowns. The Cardinals have enjoyed a +18:00 minute advantage in time of possession in six road games.

### 20 IS THE KEY

■ The Cardinals remain strong when scoring more than 20 points in a game and allowing fewer than 20 to their opponents. Louisville recorded a 34-24 road win at South Florida to run its record to 13-3 under head coach Charlie Strong when scoring more than 20 points in a game. Louisville is 9-3 when allowing fewer than 20 or fewer points.

■ The Cardinals are 6-0 this season when scoring more than 20 points and also 5-2 when allowing 20 or fewer points. Louisville is 4-0 this season and 10-2 over the last two years when scoring 25 or more points.

### CONFERENCE WINS

■ With the 34-24 win over South Florida on Nov. 25, the Cardinals improved to 5-2 in the BIG EAST Conference, which is the most wins in the leagues since the Cardinals took home the league title in 2006 with a 6-1 mark.

■ Since joining the league in 2005, the Cardinals won five games in 2005, six in 2006 and four this year. Louisville won just five total BIG EAST games from 2007-09. Louisville went 3-4 last season and in 2007.

### SAY GOODBYE TO SENIORS

■ The Cardinals said farewell to 17 seniors on Nov. 12 in the regular season home finale against Pittsburgh.

■ The 2011 senior class consists of Victor Anderson, Josh Bellamy, Josh Bleser, Lincoln Carr, Joe Castaneda, Josh Chichester, John Clark, Anthony Conner, Mike Evans, Hector Hernandez, Dexter Heyman, Kenneth Jaboin, Ryan Kessling, Chris Philpott, William Savoy, Greg Scruggs and Terence Simien.

■ The 2011 senior class owns a record of 29-31 over their four years, including a win in the 2010 Beef 'O'Brady's Bowl last year.

### STRONG ROAD PLAY

■ The Cardinals have played well under head coach Charlie Strong on the road in his first two seasons, going 8-4 in his first two campaigns. The Cardinals are 4-2 on the road this season and were 4-2 a year ago. Louisville is 5-2 under Strong on the road in BIG EAST Conference games.

■ The Cardinals have four big road wins this season, winning 24-17 at Kentucky, which snapped a four-game losing streak to the Wildcats and as 38-35 win at West Virginia, which also snapped a four-game losing skid. Louisville snapped a two-game losing streak at Rentschler Field with a 34-20 win over Connecticut and clinched a share of the BIG EAST title with a 34-24 win over South Florida. The Cardinals had a seven-point loss to North Carolina and a nine-point setback against Cincinnati.

■ Louisville was an impressive 4-2 away from home last season, which included a 31-28 win over Southern Mississippi in the Beef 'O'Brady's Bowl. After a 20-3 loss to Pittsburgh last season, the Cardinals have won six of their last eight games away from home.

### STRONG IN CLOSE GAMES

■ In his two seasons at Louisville, Charlie Strong is 4-8 in games decided by seven points or less. Louisville was just 1-4 in 2010 with the only win coming in the 31-28 win over Southern Mississippi. Strong is 3-4 this season after a 14-7 loss to Pittsburgh on Saturday. The Cardinals are 1-6 in games decided by seven points or less at Papa John's Cardinal Stadium.

	2011	2010
Games decided by seven pts	1-3	0-3
Games decided by six pts	0-0	0-0
Games decided by five pts	0-0	0-0
Games decided by four pts	0-1	0-0
Games decided by three pts	1-0	1-1
Games decided by two pts	1-0	0-0
Total	3-4	1-4

### Louisville Nail Biters Under Strong

Sept. 4, 2010	vs. Kentucky	L, 16-23
Sept. 18, 2010	at Oregon State	L, 28-35
Nov. 13, 2010	vs. USF (ot)	L, 21-24
Nov. 20, 2010	vs. West Virginia	L, 10-17
Dec. 21, 2010	vs. Southern Miss.	W, 31-28
Sept. 9, 2011	vs. FIU	L, 17-24
Sept. 17, 2011	at Kentucky	W, 24-17
Oct. 1, 2011	vs. Marshall	L, 13-17
Oct. 8, 2011	vs. North Carolina	L, 7-14
Oct. 21, 2011	vs. Rutgers	W, 16-14
Nov. 5, 2011	at West Virginia	W, 38-35
Nov. 12, 2011	vs. Pittsburgh	L, 14-21

### 30 IS ENOUGH

■ Dating back to 1980, the Cardinals hold a 128-14 record when scoring 30 or more points in a game.

■ During the 1990s, the Cardinals were 34-5 when scoring 30 or more points in a contest and were 25-2 in the '80s when reaching that mark.

Louisville is 68-8 since 2000 when scoring 30 points or more in a contest. The Cardinals are 6-0 under head coach Charlie Strong when scoring 30 or more points in a game.

#### SUNSHINE STATE CARDINALS

■ The Cardinals have always enjoyed an extreme presence in the state of Florida over the last 10-15 years. The Cardinals have had a number of great players from the Sunshine State, and the 2011 Cardinals squad is no different. Louisville has 28 players from the state of Florida.

■ The Cardinals have 11 players from the city of Miami on the 2011 roster.

■ The Cardinals 28 players from the state of Florida is the fifth-most number of players from non-Florida schools in the country. Troy leads the way with 36 players from the Sunshine State. Western Kentucky is second with 33, while Marshall is third with 31 and Wake Forest is fourth with 30.

#### PHILPOTT EARNS ACADEMIC HONOR

■ University of senior placekicker Chris Philpott has been named to the Capital One Academic All-District 2 Team, announced on Nov. 11 by the College Sports Information Directors of America (CoSIDA).

■ Philpott was selected by a vote of members of CoSIDA. To be eligible, a student-athlete must be a starter or key reserve and maintain a cumulative grade-point average of at least 3.20 on a scale of 4.00.

■ Philpott is working on a bachelor's degree in communications with a cumulative 3.72 GPA. He is a three-time BIG EAST All-Academic Football Team selection and a perennial member of the Athletic Director's Honor Roll.

■ Philpott has handled the punting and place-kicking duties for the Cardinals this season. He is 11-of-16 on field goals, including tying the school record with a 52-yard field goal versus Rutgers

#### START STREAKS

■ The Cardinals have had a number of consecutive start streaks snapped this year. Sophomore Hakeem Smith has started a team-high 24 straight games dating back to last season, while Dexter Heyman has made 15 straight at linebacker.

■ On offense, Jake Smith, Ryan Kessling and Michael Harris have made 12 consecutive starts.

#### FIRST-QUARTER DOMINANCE

■ The Cardinals have dominated play in the first quarter, out-scoring the opposition 79-31 this year. The Cardinals have led in the first quarter in six of the 12 games this season.

■ Louisville has been out-scored 82-61 in the second quarter and just 83-82 in the fourth.

#### STREAKS SNAPPED

■ Head coach Charlie Strong loves to motivate his team with a number of things his teams have failed to accomplish through the years.

■ Louisville snapped a four-game losing streak to intra-state rival Kentucky with a 24-17 win over the Wildcats.

■ The Cardinals also defeated West Virginia for the first time since 2006 and also won in Morgantown for the first time since 1990.

■ The Cardinals won three conference games in a row for the first time since the 2006 season.

■ With a 34-24 win in the regular-season finale against South Florida, the Cardinals won for the first time ever at Raymond James Stadium and won their first regular season game in the state of Florida since 1973.

#### GAME CAPTAINS

**Murray State:** Victor Anderson, Dexter Heyman, Scott Radcliff

**FIU:** Greg Scruggs, Ryan Kessling

**Kentucky:** Josh Chichester and William Savoy

**Marshall:** Hector Hernandez and Anthony Conner  
**North Carolina:** Dexter Heyman and Josh Chichester

**Cincinnati:** Greg Scruggs and Ryan Kessling

**Rutgers:** William Savoy and Victor Anderson

**Syracuse:** Mike Evans and John Clark

**West Virginia:** Chris Philpott and Dexter Heyman

**Pittsburgh:** Josh Chichester and Dexter Heyman

**Connecticut:** William Savoy and Victor Anderson

**USF:** Victor Anderson and Dexter Heyman

#### NON-CONFERENCE RECORD SINCE 2002

■ Louisville boasts a 36-17 record against non-conference foes since the 2002 season.

■ The Cardinals went through the portion of this year's non-conference slate with a 2-3 record and are 6-5 under head coach Charlie Strong over the last two seasons.

■ Louisville is 25-11 in non-conference action since joining the BIG EAST Conference in 2005.

#### LOUISVILLE PLAYS IT CLOSE TO THE VEST

■ Louisville has dropped five games by a total of 34 points and are one of the top teams in the country in recording losses by nine points or less. Below is how Louisville ranks nationally.

1.	6	UCF
	6	Miami (Fla.)
3.	5	Navy
	5	Louisville
	5	Texas A&M
	5	Ohio State
	5	Indiana
	5	South Florida

#### CARDINALS IN THE NFL

■ The Cardinals have 19 former players that were on NFL rosters in 2011.

■ The Cardinals had three players drafted in the 2011 NFL Draft in cornerback Johnny Patrick (New Orleans Saints), running back Bilal Powell (New York Jets) and offensive lineman Byron Stingily (Tennessee Titans).

Here is a list of current NFL Cardinals.

■ David Akers, San Francisco 49ers

■ Deion Branch, New England Patriots

#### Louisville General Information

Location:	Louisville, Ky.
Founded:	1798
Enrollment:	24,000
Conference:	BIG EAST
Colors:	Red and Black
President:	Dr. James Ramsey
Athletic Director:	Tom Jurich
Athletic Web Site:	www.UofLSports.com
Stadium:	Papa John's Cardinal Stadium
Capacity:	55,000

#### Coaching Information

Head Coach: Charlie Strong (Central Arkansas '83)

Record: 14-11, 2nd season

Assistant Coaches:

Defensive Coordinator: Vance Bedford

Offensive Line: Dave Borbely

Special Teams/Running Backs: Kenny Carter

Wide Receivers: Ron Dugans

Defensive Line/Rec. Coordinator: Clint Hurtt

Linebackers: Brian Jean-Mary

Secondary: Larry Slade

Quarterbacks: Shawn Watson

Strength and Conditioning: Pat Moorer

Offensive Grad. Assistant: Sherrone Moore

Offensive Quality Control: Justin Burke

Defensive Quality Control: Tommy Restivo

Defensive Grad. Assistant: Brian Bennett

Special Teams Quality Control: Davy Benton

#### Support Staff

Academic Services: Justin Ruffin

Assistant Academics: Cory Buckner

Administrative Assistant: Vicky Nugent

Director of High School Relations: Mike Giglio

Equipment Manager: Mike Kurowski

Game Analysis Coordinator: George Claiborne

Head Athletic Trainer: Kyle Johnston

Rehabilitation Coordinator: Blake LeBlanc

Assistant Athletic Trainer: Sam Zuege

Assistant Athletic Trainer: Kevin Ozimek

Assistant Athletic Trainer: Josh Chatman

Recruiting Assistant: Robyn Crume

Recruiting Assistant: Ali Denbow

Recruiting Assistant: Katherine Sawyer

Assistant S & C: Brandon Roberts

Assistant S & C: Chad Lee

Assistant S & C: Taylor Porter

Video Coordinator: Dave Spina

#### Sports Information

Rocco Gasparro Phone/Cell: 502-852-6581/

502-262-2258

E-Mail: rocco.gasparro@louisville.edu





**BRIDGEWATER EARNS BIG EAST ROOKIE OF THE YEAR ACCOLADES; THREE OTHERS SELECTED TO ALL-CONFERENCE TEAM**

For the third time in four years, a member of the University of Louisville football team collect BIG EAST Newcomer of the Year honors, as freshman quarterback Teddy Bridgewater (Miami, Fla.) was a unanimous selection for the award.

In total, three Cardinals earned all-conference honors.

Bridgewater guided the Cardinals to the program's second BIG EAST title and a trip to its second 16th bowl game. Bridgewater is the second-straight player to win this award, as safety Hakeem Smith earned the honor as a red-shirt freshman in 2010. Senior running back Victor Anderson took home the award in 2008.

Bridgewater, who took over as the starter on Oct. 1, compiled a 5-4 record as a starter and was one of the keys to the offense's overall improvement.

The first true freshman to start for the Cardinals at quarterback since 1976, Bridgewater threw for 1,855 yards, surpassing Chris Redman's freshman passing yardage record, and 12 touchdowns this year. He completed an efficient 66.0 percent of his throws, connecting on 167 of his 253 passes.

In the title-clinching win over South Florida, Bridgewater threw for 241 yards and a career-high three touchdowns in a 34-24 win over the Bulls. He passed for a career-best 246 yards in a 38-35 win over nationally ranked West Virginia. He also relieved Will Stein in a 24-17 win over Kentucky, going 10-of-18 for 106 yards and two touchdowns.

Junior cornerback Adrian Bushell (DeSoto, Texas) was a first team All-BIG EAST selection after recording 43 tackles and one interception. He made one of the biggest plays of the year, when he



blocked a field goal and Andrew Johnson scooped it up and scored in the win over West Virginia.

Smith had another stellar year at safety for the Cardinals to also earn first-team accolades. The team leader in tackles a year ago, Smith is tied for second on the team with 81 stops. He leads the team with nine pass breakups and also recorded three forced fumbles. Smith turned up his performance in league play, averaging 7.6 tackles per game, including double-digit tackle totals in three of the last four games.

Senior linebacker Dexter Heyman (Louisville, Ky.) was named to the All-BIG EAST second team on defense. The team's leading tackler, Heyman started all 12 games at middle linebacker for the Cardinals. Heyman recorded 83 tackles and a team-best 15.5 tackles for loss, which ranks third in the BIG EAST. A product of Male High School, Heyman also recorded a team-high three interceptions.

**BRIDGEWATER NAMED TO FRESHMAN ALL-AMERICAN SQUAD**

University of Louisville quarterback Teddy Bridgewater was named a freshman All-American by CBSSports.com.

A true freshman from Miami, Fla., Bridgewater guided the Cardinals to the program's second BIG EAST title and a trip to the Belk Bowl in Charlotte, N.C., on Dec. 27 against NC State.

Bridgewater, who took over as the starter on Oct. 1, compiled a 5-4 record as a starter and was one of the keys to the offense's overall improvement.

The first true freshman to start for the Cardinals at quarterback since 1976, Bridgewater threw for 1,855 yards, surpassing Chris Redman's freshman passing yardage record, and 12 touchdowns this year. He completed an efficient 66.0 percent of his throws, connecting on 167 of



his 253 passes.

In the title-clinching win over South Florida, Bridgewater threw for 241 yards and a career-high three touchdowns in a 34-24 win over the Bulls. He passed for a career-best 246 yards in a 38-35 win over nationally ranked West Virginia. He also relieved Will Stein in a 24-17 win over Kentucky, going 10-of-18 for 106 yards and two touchdowns.

Bridgewater is the first freshman All-American since Hakeem Smith earned honors last season from Rivals.com (first team) and Phil Steele (second team).

**TWO-WAY PLAYERS**

Louisville has two players who have seen action on both sides of the ball in single games this season, including one player who played both ways in the same game. Josh Bellamy has seen action at wide receiver and cornerback this year, and also played both sides of the ball in a win over West Virginia. Bellamy also started at cornerback and recorded seven tackles in a loss to Pittsburgh before moving back to wide receiver the following week. Lorenzo Mauldin has played tight end and defensive end. He never played in a game at tight end this year, but contributed on special teams. Mauldin was moved to defensive end on Tuesday of the Connecticut game and made his first career start on defense.

**THE START CHART**

Name	'08	'09	'10	'11	Totals
Victor Anderson	4	4	1	9	18
Stephon Ball	-	1	-	1	2
Josh Bellamy	-	-	9	5	14
Mario Benavides	-	12	12	9	33
Teddy Bridgewater	-	-	-	9	9
Jamaine Brooks	-	-	-	2	2
Daniel Brown	-	-	13	6	19
Dominique Brown	-	-	-	3	3
Jamon Brown	-	-	-	2	2
Preston Brown	-	-	-	10	10
Adrian Bushell	-	-	-	7	7
B.J. Butler	-	-	7	3	10
Josh Chichester	7	-	9	11	27
Anthony Conner	-	2	-	5	7
B.J. Dubose	-	-	-	4	4
Brandon Dunn	-	-	5	7	12
Mike Evans	-	-	4	5	9
Terrell Floyd	-	-	-	3	3
Michaellee Harris	-	-	-	12	12
Hector Hernandez	-	-	-	3	3
Dexter Heyman	1	-	7	12	20
Shenard Holton	-	-	12	6	18
Andrew Johnson	-	-	-	8	8
Kamaran Joyer	-	-	-	1	1
Ryan Kessling	-	-	-	12	12
Alex Kupper	-	-	1	12	13
Lorenzo Mauldin	-	-	-	1	1
Jarel McGriff-Culver	-	-	-	1	1
John Miller	-	-	-	9	9
Deiontrez Mount	-	-	-	6	6
Nate Nord	-	-	-	4	4
DeVante Parker	-	-	-	4	4
Roy Philon	-	-	4	5	9
Calvin Pryor	-	-	-	6	6
Stephan Robinson	-	-	-	1	1
Eli Rogers	-	-	-	3	3
Randy Salmon	-	-	2	6	8
William Savoy	-	5	5	8	18
Greg Scruggs	3	12	8	5	28
Terence Simien	-	2	2	-	4
Andrell Smith	-	-	13	5	18
Hakeem Smith	-	-	12	12	24
Jake Smith	-	-	-	12	12
Marcus Smith	-	-	1	4	5
Will Stein	-	2	-	3	5
Chris White	-	-	-	2	2
Jeremy Wright	-	-	1	-	1

- Michael Bush, Oakland Raiders
- Harry Douglas, Atlanta Falcons
- Elvis Dumervil, Denver Broncos
- William Gay, Pittsburgh Steelers
- Breno Giacomini, Seattle Seahawks
- Chris Johnson, Oakland Raiders
- Brandon Johnson, Cincinnati Bengals
- Amobi Okoye, Chicago Bears
- Johnny Patrick, New Orleans Saints
- Bilal Powell, New York Jets
- Chris Redman, Atlanta Falcons
- Kerry Rhodes, Arizona Cardinals
- Jason Spitz, Jacksonville Jaguars
- Byron Stingily, Tennessee Titans
- Eric Wood, Buffalo Bills

**Offense Notes**

**BROWN LEADS THE RUSHING GAME**

■ Sophomore Dominique Brown was recruited to Louisville as a quarterback, but the product of Cincinnati, Ohio, was moved to running back in the win over Kentucky on Sept. 17.

■ Brown leads the team in rushing with 482 yards on a team-high 131 carries. Despite playing the position at the collegiate level for 10 games, Brown leads the squad with four touchdowns, including a six-yard run in the first quarter against Connecticut. He rushed 21 times for 69 yards and a score against South Florida. It marked the seventh time this season that Brown had ten or more carries in a game, and his 21 carries were a career-high. He has rushed for more than 40 yards in seven different games this year.

■ The product of Cincinnati, Ohio, scored the Cardinals' first rushing touchdown in over a month in the 16-14 win over Rutgers when he scored from one-yard out and iced the game with a three-yard run in the fourth quarter of the 38-35 win over 24th-ranked West Virginia. With 5:13 remaining in the game and the Cardinals clinging to a 31-28 lead, Brown gained two yards on a fourth and one to keep the drive alive.

■ Brown ran for a season-best 91 yards in the win over Kentucky in his first game as a running back.

■ Brown tied a career-high with three receptions for 22 yards against West Virginia. He has caught nine passes for 73 yards this season.

■ Brown is also becoming a threat out of the backfield, catching 14 passes for 95 yards and a touchdown this season.

**CASHING IN**

■ The Cardinals are starting to put some points on the board in recent weeks. The Cardinals scored a 34 points in the win over South Florida and another 34 versus Connecticut on Nov. 19. It was the first time that Louisville scored back-to-back 30-point games since the Cardinals tallied 40 versus Rutgers and 31 against Southern Mississippi last season. The 34 points were the most since the Cardinals tallied a season-high 38 in a win at West Virginia earlier this season.

■ Louisville is averaging averaging 29.4 points per game in its last five contests before averaging

16.3 points per game in its first seven contests.

■ The Cardinals still rank 100th nationally in scoring offense at 21.8 points per game. The Cardinals have been held under 20 points six times this season.

■ Since a 17-13 loss at home to Marshall, the Cardinals have scored 27 or more points on four different occasions.

**ANDERSON MOVING UP THE RANKS**

■ Senior running back Victor Anderson continues to climb up Louisville's all-time rushing list after gaining another 36 yards in the win over South Florida on Nov. 25. Anderson remained 10th all-time at Louisville with 2,284 yards rushing. He needs 55 yards to move into ninth place on the school's all-time list.

■ Anderson returned to the lineup versus Rutgers after missing a pair of games with an ankle injury. Anderson started at running back and contributed seven rushes for 34 yards and recorded one reception that failed to record a yard.

■ With his 10-yard first-down rush during Louisville's second touchdown drive versus Syracuse, Anderson became the 13th 2,000-yard rusher in Cardinal football history. He finished the game with 93 yards on 11 carries, eventually passing Calvin Prince (1976-77) for 12th on the U of L career rushing list.

■ Anderson's 61-yard run against Syracuse was the longest play from scrimmage for Louisville this season, besting the 58-yard pass from Teddy Bridgewater to Eli Rogers against Cincinnati. Louisville's last play of more than 61 yards came against Rutgers last season (64-yard TD run by Jeremy Wright). The run was the second-longest of Anderson's four-year career, behind only his 88-yard carry for a score against Middle Tennessee in 2008.

**Career rushing yards, Louisville history**

1. 3,204 - Walter Peacock (1972-75)
2. 2,903 - Nathan Poole (1975-78)
3. 2,786 - Lenny Lyles (1954-57)
4. 2,723 - Howard Stevens (1971-72)
5. 2,599 - Frank Moreau (1995-99)
6. 2,542 - Tom Lucia (1947-50)
7. 2,514 - Michael Bush (2003-06)
8. 2,363 - Deon Booker (1985-88)
9. 2,338 - Bilal Powell (2007-10)
10. 2,284 - Victor Anderson (2008-Present)

**YOUNG OFFENSE**

■ When the coaching staff looks on the field sometimes on offense, all they see are freshmen in the lineup. At one point in the win over West Virginia, the Cardinals had seven freshmen on the field in the 38-35 win over the Mountaineers.

■ The Cardinals are starting four true freshmen in Teddy Bridgewater, wide receivers Eli Rogers and DeVante Parker, and offensive guard John Miller.

■ The Cardinals are also starting two red-shirt freshmen in wide receiver Michalee Harris and offensive guard Jake Smith.



## CHANGE FOR THE BETTER

■ The Cardinals made a change at the offensive coordinator position before the 14-7 loss at North Carolina.

■ In the last eight games of the season, Louisville was more consistent on offense, but really didn't start clicking until the final four games of the year. In the last four games, the Cardinals averaged 30.0 per game, scoring 30 or more points in three of those games, including 38 in a win over West Virginia. Louisville is throwing the ball a lot better, averaging over 206 yards through the air and are completing 70.2 percent of their throws.

■ Over that span, freshman quarterback Teddy Bridgewater was sensational, throwing for 826 yards and five touchdowns, while completing 69.5 percent of his passes.

## ANDERSON SETS CAREER-HIGH

■ Senior running back Victor Anderson has had a solid career running the football with 2,284 career yards, but the product of St. Xavier High School has been solid out of the backfield. With three receptions in the win at South Florida, Anderson has caught a career-high 25 receptions for 184 yards and one touchdown.

■ Anderson has caught 66 passes for 435 yards and two touchdowns during his career at Louisville. His previous best was 18 receptions for 101 yards and a score when he was named the BIG EAST Newcomer of the Year in 2008.

## OFFENSIVE WOES IN LOSSES

■ Looking at the statistics, it's easy to see where the problems lie in the five Cardinals' losses this season.

■ In losing five times this season, the Cardinals are averaging just 13.4 points per game, having scored only 17 points just once in a 24-17 loss to FIU.

■ The rushing game has also contributed almost nothing, averaging 85.6 yards per game and just 310.2 yards of total offense.

■ In those defeats, the Cardinals have turned the football over eight times and have been stagnant in the red zone. The Cardinals have scored

just four touchdowns in nine trips to the red zone.

## EASY TO SEE WHY WE WIN

■ The Cardinals have been very impressive on offense this year in their seven wins. The Cardinals averaged 27.7 points in their seven wins and were solid on the ground, totaling an average of 147.2 yards.

■ The Cardinals were also solid through the air, averaging 193.1 yards per game and 347.2 yards of total offense.

■ Freshman quarterback Teddy Bridgewater was solid in the Cardinals' seven wins, throwing for 1,087 yards and nine touchdowns, while completing 65.9 percent of his throws and just four interceptions.

■ Senior running back Victor Anderson averaged 53.7 yards per game, but recorded a 5.5 per carry average, while also catching 16 passes for 107 yards.

## SMITH MAKES MOST OF HIS CATCHES

■ After catching 25 passes for 377 yards last season, junior wide receiver Andrell Smith hasn't enjoyed the same success this season. However, when called upon, Smith has made big plays.

■ Smith has caught just 10 passes, but he does have 199 receiving yards for an amazing 19.9 yards per reception.

■ Of Smith's 10 receptions, four have been for 20 yards or more. He made the play of the game in the win over the Huskies on Nov. 19. On third and seven with the Cardinals leading 14-10 in the third quarter, Smith recorded a 39-yard reception that brought the ball to the Connecticut 10-yard line. Freshman Teddy Bridgewater later scored from five yards out.

## BRIDGEWATER SETS FRESHMAN PASSING MARK

■ True freshman quarterback Teddy Bridgewater has enjoyed a remarkable freshman season at the helm of the Cardinals offense. The talented freshman has thrown for 1,855 yards and 12 touchdowns and has made nine-straight starts for the Cardinals.

■ With 241 yards against South Florida, Bridgewater broke the school's all-time freshman

passing mark of 1,773 yards held by Chris Redman, who is in the NFL with the Atlanta Falcons.

■ Bridgewater saw his record improve to 5-4 as a starter in the 34-24 win at South Florida. The product of Miami, Fla., ranks third in the BIG EAST Conference and 52nd nationally in passing efficiency and 91st in total offense.

## BRIDGEWATER SOLID AS A STARTER

■ It's remarkable what true freshman Teddy Bridgewater has accomplished as the quarterback of the Cardinals this season. The product of Miami, Fla., ran his record as a starter to 5-4 with a 34-24 win at South Florida. He went 3-2 on the road as a starter.

■ Bridgewater completed 135-of-203 passes for 1,514 yards and nine touchdowns in his starts, averaging 189.2 yards per game and completing 66.5 percent of his throws. He threw for a career-high three touchdown passes in Louisville's 34-24 win at South Florida to help clinch the league title.

■ Bridgewater won his third-straight start on Nov. 5 with one of his most efficient starts of the year in the win over West Virginia. Bridgewater was 21-of-27 for a career-high 246 yards and a touchdown in the win over the Mountaineers. Bridgewater completed 77.7 percent of his throws, which is the 10th-best mark in school history.

■ He was 17-of-24 for 198 and two scores in the win over Syracuse. He threw a 42-yard touchdown pass to fellow freshman DeVante Parker and a two-yard scoring pass to tight end Josh Chichester.

■ Bridgewater earned his first career victory when he led the Cardinals to a 16-14 win over Rutgers. Bridgewater had his lowest output of the year, going 10-of-18 for 122 yards and one touchdown.

■ Bridgewater suffered his third straight loss as a starter against Cincinnati on Oct. 15, but performed well, going 17-of-28 for 195 yards and an interception. He completed a season-long 58-yard pass to freshman Eli Rogers.

■ In his first start versus Marshall, Bridgewater went 20-of-29 for 221 yards and one score, but did throw two interceptions. He also got the Cardinals on the board in the second quarter when he scrambled for a nine-yard touchdown run.

## HARRIS LEADS THE WAY

■ Red-shirt freshmen wide receiver Michaelee Harris has shown why he was so highly-recruited coming out of Miami Northwestern High School. Harris has emerged as the team's top receiver, recording 37 receptions for 455 yards and a pair of scores.

■ Harris has caught a pass in all 12 games and has caught three or more passes in a game seven times, including a career-high six receptions for 79 yards and a touchdown in a loss to FIU.

■ Harris is averaging 12.3 yards a reception and has six receptions for 20 or more yards this



season.

#### Receptions by a freshman, Louisville history

1.	47 - Ibn Green, 1996
2.	46 - Arnold Jackson, 1997
3.	37 - Mario Urrutia, 2005
	37 - Michael Lee Harris, 2011
5.	34 - Eli Rogers, 2011
	34 - John Bell, 1994
7.	33 - Joshua Tinch, 2002
8.	30 - Josh Chichester, 2008
9.	27 - Ronnie Ghent, 2000
	27 - Ralph Dawkins, 1990
	27 - Larry Stricklin, 1985

#### Receiving yds by a freshman, Louisville history

1.	797 - Mario Urrutia, 2005
2.	687 - Arnold Jackson, 1997
3.	535 - Ibn Green, 1996
4.	473 - John Bell, 1994
5.	455 - Michael Lee Harris, 2011
6.	429 - Joshua Tinch, 2002
	429 - Zek Parker, 1998

#### PARKER BROTHERS

■ Freshman DeVante Parker has had a remarkable start to his true freshman season. Despite playing in just 10 games, Parker has caught 17 passes for 276 yards and a team-high six touchdown passes. The product of Ballard High school is averaging 16.2 yards per catch and five of his 17 receptions have gone for 20 or more yards.

■ Parker's six touchdown grabs are the third-most by a freshman in U of L school history. He needs one more to tie the school record with Mario Urrutia, who caught seven in 2005, and Arnold Jackson, who caught seven in 1997.

#### TD receptions by a freshman, Louisville history

1.	7 - Mario Urrutia, 2005
	7 - Arnold Jackson, 1997
3.	6 - DeVante Parker, 2011
4.	5 - Ibn Green, 1996
	5 - Tony Cummings, 1987
	4 - Gary Barnidge, 2004
	4 - Joshua Tinch, 2002
	4 - Tony Smith, 1974

■ Four of Parker's touchdowns have come from at least 25 yards out, making him the first Cardinal with four TD catches of 25+ yards in a single season since Harry Douglas had four in 2007. The school record is six, set by Arnold Jackson in 1998 and tied by Deion Branch in 2000 and J.R. Russell in 2003.

#### THE OFFENSIVE LINE SHUFFLE

■ The Cardinals have had eight different starters on the offensive line this season through 12 games. Louisville had the same starting lineup for the first three games of the year, but since then, Louisville has added three different starters.

■ Benavides made his 33rd career start at center and has started 33 of the last 37 games. He missed the first three games this season and also missed a win over Arkansas State last season. The Cardinals are 3-1 with Benavides out of the lineup.

■ Junior Alex Kupper has started at tackle and

center this season and has also played guard. Ryan Kessling, Kupper and Jake Smith are the only players to start all 12 games.

■ Sophomore Kamran Joyer, who started against Marshall, is lost for the season with a knee injury, while Hector Hernandez has seen limited action since his return from injury.

■ True freshman John Miller, started the first three games at guard before injuring his ankle, and Jamon Brown, another true freshman made a start at guard versus North Carolina and Cincinnati. Brown played the first two games on the defensive line.

#### SHUTOUT STREAK

■ It looked like the Cardinals were about to be shutout for the first time since the 2000 season at North Carolina, but did score a late touchdown. In 2000, the Cardinals were blanked by Florida State 32-0 on Sept. 23, 2000 in Tallahassee.

■ The Cardinals have gone 159 games without being shutout.

#### Defense Notes

##### HEYMAN PUSHING HONORS

■ Senior linebacker Dexter Heyman is having a career year in his final season for the Cardinals and is making a push to win Defensive Player of the Year honors in the BIG EAST Conference. He leads the Cardinals with 81 total tackles and a team-high 15.0 tackles for loss, which ties him for 3rd in the BIG EAST Conference and 28th nationally. The product of Male High School is averaging 6.92 tackles per game and ranks 11th in the BIG EAST in tackles. The linebacker leads the team in interceptions. He recorded his third interception in the win over Connecticut on Nov. 19.

■ Heyman needs just 0.5 tackles for loss to move into a tie for eighth-place on the school's single-season list. He had 0.5 tackles for loss in the win over South Florida on Nov. 25 to give him 15.0 this season.

■ Heyman saved the day with his second interception of the season. With 1:41 to play versus Rutgers and the Cardinals clinging to a 16-14 lead, Heyman intercepted Gary Nova to preserve the Cardinals' first BIG EAST win. It was the Cardinals' third interception of the game and the seventh this season.

##### HEYMAN NAMED MOST VALUABLE PLAYER

■ Senior linebacker Dexter Heyman was named the Howard Schnellenberger Most Valuable Player in the 24-17 win over Kentucky. The product of Male High School registered 12 tackles, two tackles for loss and one forced fumble in the win.

■ Heyman has had seven or more tackles in five games this year, including 12 against Murray State and Kentucky.

#### TOP 25 DEFENSE

■ One of the reasons why the Cardinals were able to win their first league title since 2006 was a championship defense. The Cardinals ranked



23rd in the nation in total defense, yielding just 327.8 yards per game.

#### QUICK WORK

■ The Cardinals' defense has made quick work of opponent offenses all season. Louisville has limited opponents' time of possession to under 30 minutes in nine games which includes three games of under 25 minutes. The Cardinals' defense has only been on the field for an average of 23:01 in the last two games.

■ With the defense getting off of the field in a hurry, the Cardinals have been forcing a lot of three-and-outs. Through the first 12 games this season, Louisville's opponents have had a 21.2 three-and-out percentage. Half of Louisville's opponents have had a three-and-out on at least one-quarter of their possessions.

#### GOING SOMEWHERE?

■ Louisville's defense has held opponents to under five yards per play in seven games (Murray State 3.5, Kentucky 3.9, Marshall 4.7, Rutgers 4.7, Syracuse 4.1, Connecticut 4.8 and USF 4.6) and are 6-1 in those contests.

■ In addition, two Cardinal opponents were held to under four yards per play in Murray State and Kentucky, both Louisville wins.

#### WRAP IT UP

■ The Cardinals have held four opponents (Murray State 8.7, Kentucky 9.4, Cincinnati 8.4 and Syracuse 7.4) to under 10.0 yards per completion and are 3-1 in those games.

■ Louisville is 2-1 when opponents average less than nine yards per completion after beating Syra-





### Louisville NCAA Rankings

Rushing Offense:	94
Passing Offense:	79
Total Offense:	104
Scoring Offense:	100
Rushing Defense:	10
Pass Efficiency Def.:	58
Total Defense:	23
Scoring Defense:	14
Net Punting:	62
Punt Returns:	102
Kickoff Returns:	37
Turnover Margin:	67
Pass Defense:	61
Passing Efficiency:	48
Sacks:	T-17
Tackles For Loss:	T-16
Sacks Allowed:	111



### NC State NCAA Rankings

Rushing Offense:	107
Passing Offense:	52
Total Offense:	93
Scoring Offense:	58
Rushing Defense:	41
Pass Efficiency Def.:	31
Total Defense:	39
Scoring Defense:	56
Net Punting:	82
Punt Returns:	22
Kickoff Returns:	61
Turnover Margin:	6
Pass Defense:	55
Passing Efficiency:	51
Sacks:	T-11
Tackles For Loss:	T-35
Sacks Allowed:	99

cuse. Previously, Louisville beat Murray State and lost to Cincinnati.

#### NO CONVERSIONS HERE

■ Louisville's defense has held opponents to five or fewer third down conversions six times this season, but are only 3-3 in those games. The Cardinals have beaten Syracuse, Connecticut and USF after falling to FIU, North Carolina and Cincinnati.

■ In addition, opponents are only converting 55.6 percent of third down conversions of less than three yards.

#### SNAIL STARTS

■ Louisville's opponents have gotten off to slow starts this season, especially in road games.

■ Louisville's opponents have only mustered 10 first quarter points in six road games this season.

■ The Cardinals surrendered a first quarter field goal at Kentucky and an early touchdown at West Virginia but have put zeros up on the opponents' scoreboards in each of the past two road games.

■ Overall, Louisville's defense has forced seven punts and has one interception on their first defensive drive of each game this season.

#### THE GREAT WALL OF LOUISVILLE

■ Louisville's opponents have not had an easy time getting into the end zone this season. Through the first 12 games, opponents have only scored 18.5-percent of the time on offense and have only found the end zone 55.9-percent of the time in the red zone. The Cardinals' opponents have only found pay dirt on one-fifth of their drives or better in five games this season.

■ Louisville's rush defense has been hard to move the ball against this season. The Cardinals have held seven of their 12 opponents to under 100 yards rushing this season and are 5-2 in those games. In addition, Louisville has held two opponents to under 50 yards rushing in FIU and Kentucky.

■ Opposing running backs have run into a big wall this season as seven of the Cards' opponents have been held to three or fewer yards per carry. Louisville is 4-3 in games where opponents average three or fewer yards per tote.

■ Louisville's rush defense held its first five opponents of the season to less than three yards per carry and even held FIU and Kentucky to under two yards per attempt.

#### THE MORE THE MERRIER

■ Despite averaging 0.75 interceptions per game as a team, two-thirds of Louisville's interceptions have come in two games. The Cardinals have two hat-tricks of interceptions this season after picking off Murray State and Rutgers three times. The Cards are 2-0 in those games.

■ Louisville's other three interceptions came one at a time against Cincinnati, Connecticut and USF. However Louisville's defense recovered two fumbles against the Bulls and one at Connecticut. Louisville is a perfect 5-0 when the defense forces

multiple turnovers.

#### SPREADING THE WEALTH

■ The Cardinals have three defensively players with over 80 tackles in Dexter Heyman with 83, and Preston Brown and Hakeem Smith who each have 81.

■ Louisville has also had 25 players recorded at least 0.5 tackles for loss and have had 16 different players recorded at least 0.5 sacks.

■ Currently Dexter Heyman leads the team with 15.5 tackles for loss while William Savoy and Marcus Smith are tied for the team lead with 5.0 sacks.

#### THE MAN OF STEEL

■ Hakeem Smith has been making plays all over the field for the Cardinals this season. The sophomore is tied for second on the team with 81 tackles but has broken up nine passes and has three forced fumbles to go along with one interception.

■ Smith has recorded double-digit tackle totals in three of the last four games and has four games of 10 or more tackles this season.

#### PICK ME UP

■ Louisville's true freshmen have made an impact on defense this season at all positions. Louisville has started five different freshmen on defense this season, which is one of the top totals in the country.

■ Safety Calvin Pryor ranks sixth on the team with 39 tackles and has established a reputation as a big-hitter.

■ B.J. Dubose is tied for fourth among defensive linemen with 19 tackles and has chipped in with three tackles for loss and two sacks.

Andrew Johnson has added 24 tackles in the secondary.

■ Jamaine Brooks, Terrell Floyd, Lorenzo Mauldin and Deontrez Mount have also worked their way into the regular defensive rotation as the season has progressed.



Louisville's 34-24 win over South Florida on Nov. 25, when he connected from 30 and 31 yards. It's his 31st career field goal. He stands fifth all-time on the school's list. He tied a school record with a 52-yard field goal against Rutgers on Oct. 21.

■ Below is a look at Louisville's leaders in career field goals.

#### **All-Time Career Field Goal Leaders**

1.	Art Carmody - 60
2.	Nate Smith - 44
3.	Ron Bell - 36
4.	David Akers - 34
5.	Chris Philpott - 31
6.	Wilbur Summers - 24
7.	Jon Hilbert - 22
	Klaus Wilmsmeyer - 22
9.	Danny Cerione - 18
10.	Phil Ellis - 17

#### **50-YARDERS**

■ Senior Chris Philpott connected on a 52-yard field goal to put Louisville ahead, 10-7 in the 16-14 win over Rutgers on Oct. 21. The 52-yarder tied the school record with three other players. It is the longest field goal since 1989. He becomes the first Cardinal in program history to hit two field goals of at least 51 yards in the same season, and only the second behind Klaus Wilmsmeyer to do it in a career (Wilmsmeyer hit two 51-yarders and one 52-yarder).

■ Philpott is one of just two FBS kickers this season to boot a 50-yarder in back-to-back games, the only other being North Texas' Zach Olen. The North Texas kicker was successful on a 52-yard try against Tulsa on Oct. 1 and then repeated the feat a week later against Florida Atlantic.

■ Philpott, Olen, David Teggart of Connecticut (52, 50, 53), Blair Walsh of Georgia (56, 53) and Caleb Sturgis of Florida have also kicked two 51+ yard FG this year (51, 55) are the only FBS kickers with two made field goals of 51+ yards this season.

■ Philpott is tied for 62nd in the nation in field goals with .92 per game and ranks eighth in the BIG EAST Conference in scoring.

#### **PUNT RETURN DEFENSE**

■ The Cardinals have been great when it comes to teams returning punts. Through 12 games, the Cardinals have given up just five yards on 12 returns, which is tops in the country.

■ However, the Cardinals are second in the country in punt return average at 0.4 yards a return. LSU ranks first in the country with its 0.35 yards average. The Cardinals have given up five yards all season, while LSU has given up six yards.

#### **OPENING KICKOFF**

■ Cornerback Adrian Bushell returned the opening kickoff 100 yards for a touchdown, which tied

a school record. He becomes the fourth player in school history to record a 100-yard kickoff return for a score and the first since Trent Guy against Kentucky in 2007. JaJuan Spillman went 100 yards against Rutgers in 2006 and Broderick Clark also did it in 2002 versus Kentucky.

■ It's the first kickoff return for a touchdown since Jeremy Wright went 95 against Southern Mississippi in the 2010 Beef 'O'Brady's Bowl.

■ It's also the fifth special teams touchdown for the Cardinals in 24 games of the Charlie Strong era.

■ Bushell has been a pleasant surprise returning kicks, averaging a team-best 34.3 yards a return.

#### **BUSHELL AND JOHNSON TEAM UP**

■ With the Cardinals clinging to a 24-21 lead, junior Adrian Bushell saved the Cardinals' season with the play of the day versus West Virginia. Bushell blocked a 23-yard field goal and cornerback Andrew Johnson picked it up and raced 82 yards to put the Cardinals up 31-21 in the fourth quarter.

■ It was the fourth special teams touchdown during the Charlie Strong era.

■ Andrew Johnson's 82-yard touchdown return on Adrian Bushell's blocked field goal on the first play of the fourth quarter was the Cards' first blocked field goal for a touchdown since 2008 when Brandon Heath had a 60-yard blocked kick return for a score against Memphis.

■ The block was also deemed the No. 3 play on ESPN's Top 10 Plays of the Day.

#### **DUO PUNTERS**

■ The Cardinals are fortunate to have two punters that share the duty. Josh Bleser has taken most of the snaps, punting 42 times for a 38.5 yard average, while Chris Philpott averages 36.9 yards a punt. Bleser has been one of the reasons why the Cardinals have been so effective against punt returns. Bleser has had 17 punts fair caught and placed 16 punts inside the 20-yard line.

#### **Defensive and Special Teams Touchdowns Under Charlie Strong**

##### **Special Teams**

Nov. 19 2011 vs. Connecticut  
Adrian Bushell 100-yd kickoff return  
Nov. 5 2011 vs. West Virginia  
Andrew Johnson 82-yd blocked FG return  
Dec. 21 2010 vs. Southern Mississippi  
Jeremy Wright 95-yd kickoff return  
Oct. 23 2010 vs. Connecticut  
Doug Beaumont 74-yd punt return  
Oct. 2 2010 vs. Arkansas State  
Bilal Powell 47-run (fake punt)

##### **Defensive Teams**

Nov. 19 2011 vs. Connecticut  
Malcom Mitchell 36-yard fumble return  
Oct. 15 2011 vs. Cincinnati  
Mike Evans 63-yard interception return  
Nov. 26 2010 vs. Rutgers  
Johnny Patrick 35-yd interception return  
Nov. 20 2010 vs. West Virginia  
Daniel Brown fumble recovery





## OFFENSE

### QUARTERBACK

5	Teddy Bridgewater	6-2	193	Fr.
4	Will Stein	5-10	176	Jr.
10	Dominique Brown	6-2	221	So.

### RUNNING BACK

20	Victor Anderson (or)	5-10	189	Sr.
10	Dominique Brown (or)	6-2	221	So.
28	Jeremy Wright (or)	5-11	199	So.
32	Senorise Perry (or)	6-0	201	So.
30	Kamal Hogan (or)	5-11	209	r-Fr.

### X-WIDE RECEIVER

9	DeVante Parker	6-2	180	Fr.
14	Andrell Smith	6-4	209	Jr.

### H-WIDE RECEIVER

1	Josh Bellamy	6-0	206	Sr.
82	Eli Rogers	5-10	184	Fr.
89	Scott Radcliff	5-10	182	Jr.

### Z-WIDE RECEIVER

2	Michael Harris	6-0	198	r-Fr.
88	Jarrett Davis	5-10	172	So.

### TIGHT END

11	Josh Chichester	6-8	240	Sr.
81	Chris White	6-4	243	So.
85	Nate Nord	6-5	248	Jr.

### LEFT TACKLE

66	Alex Kupper	6-3	295	Jr.
78	Aaron Epps	6-5	265	Fr.

### LEFT GUARD

70	John Miller	6-2	295	Fr.
79	Jamon Brown	6-4	305	Fr.

### CENTER

55	Mario Benavides	6-4	300	Jr.
62	John Clark	6-2	305	Sr.
69	Chris Walker	6-2	306	r-Fr.

### RIGHT GUARD

53	Jake Smith	6-3	315	r-Fr.
72	Hunter Stout	6-4	291	So.
76	Chase Petersen	6-4	294	Fr.

### RIGHT TACKLE

75	Ryan Kessling	6-5	304	Sr.
71	Chris Acosta	6-3	275	r-Fr.
74	Ryan Mack	6-4	315	Fr.

## DEFENSE

### FOX END

91	William Savoy	6-1	248	Sr.
17	Marcus Smith	6-4	255	So.
44	B.J. Butler	6-2	275	So.

### DEFENSIVE TACKLE

93	Roy Philon	6-3	272	So.
99	Jamaine Brooks	6-4	318	r-Fr.

### NOSE TACKLE

92	Brandon Dunn	6-3	295	So.
99	Jamaine Brooks	6-4	318	r-Fr.

### DEFENSIVE END

90	B.J. Dubose	6-4	257	Fr.
6	Greg Scruggs	6-4	273	Sr.
94	Lorenzo Mauldin	6-4	225	Fr.

### SAM LINEBACKER

2	Preston Brown	6-2	258	So.
48	Deionterez Mount	6-5	215	Fr.
34	George Durant	6-2	229	So.

### MIKE LINEBACKER

46	Dexter Heyman	6-3	239	Sr.
51	Mike Privott	6-0	224	So.
37	Tyon Dixon	6-0	208	So.

### WEAKSIDE LINEBACKER

24	Daniel Brown	6-1	219	Jr.
43	Deon Rogers	6-2	200	So.
31	Champ Lee	6-0	204	So.

### CORNERBACK

21	Adrian Bushell	5-11	190	Jr.
19	Terrell Floyd	5-10	170	Fr.
41	Stephan Robinson	5-8	175	r-Fr.

### STRONG SAFETY

29	Hakeem Smith	6-1	183	So.
23	Terence Simien	6-3	208	Sr.

### FREE SAFETY

25	Calvin Pryor	6-1	190	Fr.
23	Terence Simien	6-3	208	Sr.
33	Mike Evans	5-11	188	Sr.

### CORNERBACK

15	Andrew Johnson	5-10	178	Fr.
19	Terrell Floyd	5-10	170	Fr.

## SPECIAL TEAMS

### PUNTER

12	Chris Philpott (or)	6-0	198	Sr.
40	Josh Bleser	6-2	213	Sr.

### PLACEKICKER

12	Chris Philpott	6-0	198	Sr.
35	Andrew Fletcher	5-8	170	r-Fr.

### LONG SNAPPER

33	Grant Donovan	6-1	213	r-Fr.
76	Chase Petersen	6-4	294	Fr.

### HOLDER

40	Josh Bleser	6-2	213	Sr.
4	Will Stein	5-10	176	Jr.

### PUNT RETURN

82	Eli Rogers (or)	5-10	184	Fr.
89	Scott Radcliff	5-10	182	Jr.

### KICKOFF RETURNS

32	Senorise Perry (or)	6-0	201	So.
21	Adrian Bushell	5-11	190	Jr.
28	Jeremy Wright	5-11	199	So.
20	Victor Anderson (or)	5-10	189	Sr.
10	Dominique Brown (or)	6-2	221	So.

### Pronunciation Guide

Chris Acosta (a-cos-ta)  
 Mario Benavides (ben-uh-vee-dees)  
 Josh Bleser (blay-zer)  
 Kai Dominguez (duh-ming-gezz)  
 Bryant Dubose (do-bows)  
 Kenneth Jaboin (jah-boyne)  
 Deionterez Mount (dee-aunt-trez)  
 Jordon Paschal (pass-kull)  
 Senorise Perry (suh-norr-iss)  
 Roy Philon (phuh-lawn)  
 Chris Philpott (fill-pot)  
 Jermaine Reve (reev)  
 Hunter Stout (rhymes with shout)  
 Titus Teague (rhymes with league)

## 2011 LOUISVILLE NUMERICAL ROSTER

No.	Name	Pos.	Ht.	Wt.	Cl.	Hometown (Last School)
1	Josh Bellamy	WR	6-0	207	Sr.	St. Petersburg, Fla. (Butte)
2	Michael Harris	WR	6-0	198	r-Fr.	Miami, Fla. (Northwestern)
2	Preston Brown	LB	6-2	260	So.	Cincinnati, Ohio (Northwest)
4	Will Stein	QB	5-10	176	Jr.	Louisville, Ky. (Trinity)
5	Teddy Bridgewater	QB	6-2	205	Fr.	Miami, Fla. (Northwestern)
6	Greg Scruggs	DE	6-4	273	Sr.	Cincinnati, Ohio (St. Xavier)
7	Damian Copeland	WR	6-0	182	So.	Bradenton, Fla. (Palmetto)
9	DeVante Parker	WR	6-2	180	Fr.	Louisville, Ky. (Ballard)
10	Dominique Brown	QB	6-2	220	So.	Cincinnati, Ohio (Winton Woods)
11	Josh Chichester	TE	6-8	258	Sr.	West Chester, Ohio (Lakota West)
12	Luke Brohm	QB	6-1	195	Fr.	Louisville, Ky. (St. Xavier)
12	Chris Philpott	K	6-0	198	Sr.	Atlanta, Ga. St. (Pius X Catholic)
13	DeMarcus Topp	WR	5-10	200	Jr.	Paducah, Ky. (Paducah-Tilghman)
14	Andrell Smith	WR	6-4	209	Jr.	Miami, Fla. (Palmetto)
15	Andrew Johnson	DB	5-10	178	Fr.	Miami, Fla. (Southridge)
17	Marcus Smith	DE	6-4	251	So.	Columbus, Ga. (Hardaway)
18	Matthew Nakatani	K	5-8	160	r-Fr.	Louisville, Ky. (Shelby County)
18	Titus Teague	CB	5-11	176	So.	Pomona, Calif. (Pomona)
19	Terrell Floyd	CB	5-10	170	Fr.	Fort Pierce, Fla. (Port St. Lucie)
20	Victor Anderson	RB	5-10	188	Sr.	Louisville, Ky. (St. Xavier)
21	Adrian Bushell	CB	5-11	190	Jr.	DeSoto, Texas (Cedar Valley/DeSoto)
22	Jordon Paschal	CB	5-9	180	r-Fr.	Trotwood, Ohio (Trotwood)
22	Corvin Lamb	RB	5-9	206	Fr.	Miami, Fla. (Northwestern)
23	Terence Simien	S	6-3	208	Sr.	Burbank, Calif. (San Mateo CC)
24	Daniel Brown	LB	6-1	220	Jr.	Atlanta, Ga. (Douglass)
25	Calvin Pryor	S	6-1	190	Fr.	Port St. Joe, Fla. (Port St. Joe)
26	Zed Evans	CB	5-11	188	So.	Seagoville, Texas (Seagoville)
27	Jermaine Reve	S	6-2	175	Fr.	Miami, Fla. (Northwestern)
28	Jeremy Wright	RB	5-11	199	So.	Clermont, Fla. (East Lake)
29	Hakeem Smith	S	6-1	183	So.	Jonesboro, Ga. (Riverdale)
29	Stephen Goodwin	WR	6-0	195	So.	Louisville, Ky. (St. Xavier)
30	Anthony Branch	CB	5-10	182	Fr.	Louisville, Ky. (DuPont Manual)
30	Kamal Hogan	RB	5-11	209	r-Fr.	Montvale, N.J. (St. Joseph's)
31	Champ Lee	LB	6-0	204	So.	Lakeland, Fla. (Lake Gibson)
32	Senorise Perry	RB	6-0	192	So.	Summerville, Ga. (Chattooga)
33	Grant Donovan	LS	6-1	213	r-Fr.	Louisville, Ky. (Male)
33	Mike Evans	S	5-10	188	Sr.	Bellflower, Calif. (Nevada)
34	George Durant	LB	6-2	229	So.	St. Petersburg, Fla. (Boca Ciega)
35	Andrew Fletcher	K	5-8	170	r-Fr.	Nashville, Tenn. (Montgomery Bell)
35	Anthony Conner	CB	5-11	185	Sr.	Houston, Texas (Butte CC)
36	Shenard Holton	S	6-1	187	Jr.	Bowling Green, Ky. (Warren East)
37	Lincoln Carr	WR	5-10	163	Jr.	Crestwood, Ky. (South Oldham)
37	Tyon Dixon	LB	6-0	208	So.	Cincinnati, Ohio (Colerain)
39	Kenneth Jaboin	DB	6-2	210	Sr.	Miami, Fla. (NIACC)
40	Josh Bleser	P	6-2	213	Sr.	Park Hill, Ky. (Covington Catholic)
41	Stephan Robinson	CB	5-8	175	r-Fr.	Louisville, Ky. (Central)
42	Jalen Harrington	S	6-3	215	Fr.	Fern Creek, Ky. (Fern Creek)
43	Deon Rogers	LB	6-2	200	So.	Port St. Lucie, Fla. (Treasure Coast)
44	B.J. Butler	DE	6-2	276	So.	Kissimmee, Fla. (Osceola)
45	John Wallace	P/K	6-1	175	Fr.	Cecilia, Ky. (Central Hardin)
46	Dexter Heyman	LB	6-3	239	Sr.	Louisville, Ky. (Male)
47	Malcolm Mitchell	DE	6-2	236	So.	Stone Mountain, Ga. (Dunwoody)
48	Deiontrez Mount	LB	6-5	215	Fr.	Fort Walton Beach, Fla. (Fort Walton Beach)
49	Jarel McGriff-Culver	RB	6-0	205	r-Fr.	Chicago, Ill. (Downer's Grove)
51	Mike Privott	LB	6-0	234	So.	Norfolk, Va. (Lake Taylor)
53	Jake Smith	OG	6-3	314	r-Fr.	Jacksonville, Ala. (Jacksonville)



## 2011 LOUISVILLE NUMERICAL ROSTER

No.	Name	Pos.	Ht.	Wt.	Cl.	Hometown (Last School)
54	Mike Romano	OL	6-4	281	Fr.	Port St. Lucie, Fla. (Treasure Coast)
55	Mario Benavides	C	6-4	295	Jr.	Los Fresnos, Texas (Los Fresnos)
59	Zach Perkins	OL	6-3	293	So.	Shepherdsville, Ky. (North Bullitt)
62	John Clark	OL	6-2	317	Sr.	Louisville, Ky. (St. Xavier)
66	Alex Kupper	OL	6-3	296	Jr.	Louisville, Ky. (Trinity)
68	Kamran Joyer	OG	6-3	283	So.	Tampa, Fla. (Wesley Chapel)
69	Chris Walker	OL	6-2	306	So.	Louisville, Ky. (Ballard)
70	John Miller	OL	6-2	308	Fr.	Miami, Fla. (Central)
71	Chris Acosta	OG	6-3	279	r-Fr.	Miami, Fla. (Hialeah)
72	Hunter Stout	OL	6-4	298	So.	Tampa, Fla. (Wharton)
73	Hector Hernandez	OT	6-5	295	Sr.	Naples, Fla. (Naples)
74	Ryan Mack	OL	6-4	306	Fr.	Memphis, Tenn. (Wooddale)
75	Ryan Kessling	OT	6-5	305	Sr.	Tallahassee, Fla. (Chiles)
76	Chase Petersen	OT	6-4	294	Fr.	Bentonville, Ark. (Bentonville)
78	Aaron Epps	OL	6-5	252	Fr.	Tucker, Ga. (Tucker)
80	Stephon Ball	TE	6-4	228	Jr.	Cincinnati, Ohio (St. Xavier)
81	Chris White	TE	6-4	243	So.	Elizabethtown, Ky. (John Hardin)
82	Eli Rogers	WR	5-10	184	Fr.	Miami, Fla. (Northwestern)
84	Aaron Nance	TE	6-3	209	So.	Louisville, Ky. (Seneca)
85	Nate Nord	TE	6-5	254	Jr.	Boca Raton, Fla. (W. Boca Raton)
87	Kai Dominguez	WR	6-1	175	So.	Montvale, N.J. (St. Joseph's)
88	Jarrett Davis	WR	5-10	173	So.	College Park, Ga. (Sandy Creek)
89	Scott Radcliff	WR	5-10	179	Jr.	Louisville, Ky. (Trinity)
90	Bryant Dubose	DE	6-4	257	Fr.	Oakland Park, Fla. (Northeast)
91	William Savoy	DE	6-1	248	Sr.	Elizabethtown, Ky. (John Hardin)
92	Brandon Dunn	DT	6-3	307	So.	Louisville, Ky. (Pleasure Ridge Park)
93	Roy Philon	DT	6-3	290	So.	Lexington, Ky. (Bryan Station)
94	Lorenzo Mauldin	DE	6-4	236	Fr.	Atlanta, Ga. (Maynard Jackson)
95	Randy Salmon	DT	6-3	271	Jr.	Stockbridge, Ga. (Hutchinson CC)
96	Jamon Brown	DT	6-4	325	Fr.	Fern Creek, Ky. (Fern Creek)
99	Jamaine Brooks	DT	6-4	329	r-Fr.	Miami, Fla. (Palmetto)





**CHRIS  
ACOSTA**

• OL, 6-3, 275, r-Fr.  
• Miami, Fla./Hialeah

**#71**

**Louisville:** Talented offensive lineman who red-shirted last season ... worked on the scout team ... added much-needed size and strength ... because of injuries received a lot of reps in the spring.

**2011:** Saw first collegiate snaps versus Syracuse in the fourth quarter.

**2010:** Red-shirted.

**Hialeah High School:** Big, physical offensive lineman who has the ability to play all five positions ... played for Marc Berman at Hialeah High School ... ranked as a two-star prospect by Scout.com and the 117th offensive guard nationally ... finished the season with a record of 7-3 ... physical blocker with good footwork that can overwhelm defenders at the point of attack ... totaled almost 100 pancake blocks during his junior year ... registered 15 tackles and two sacks on defense during his junior campaign ... also a member of the track and field team, as well as wrestling ... has recorded distances of over 50' in the shot put and 125' in the discus ... participant in the Nike Miami-Dade/Broward Football All-Star Game.

**Personal:** Son of Ernesto Acosta ... born 12/22/91 ... marketing major.



**VICTOR  
ANDERSON**

• RB, 5-10, 189, Sr.  
• Louisville, Ky./St. Xavier

**#20**

**Louisville:** Entering fifth year looking to rebound from two injury-plagued seasons ... extremely tough to handle in the open field and is a tremendous pass catcher out of the backfield ... gives the Cardinals an added dimension on offense ... emerged as one of the top kick returners in the country ... coming off an outstanding spring ... provided outstanding leadership.

**2011:** An integral part of the tailback rotation ... tied for eighth in school history with 435 carries ... needs two carries to pass Bilal Powell for seventh all-time ... ranks 10th in school history with 2,284 yards rushing ... second on the team with 478 yards rushing ... averaging 4.8 yards per carry ... tied for second on the team with three rushing touchdowns ... also caught 25 passes for 184 yards and a touchdown out of the backfield ... averaged 25.3 yards per kick return ... rushed for 36 yards on 10 carries in win at USF ... added 72 yards on the ground at Connecticut ... moved into 10th place in school history in rushing yards after 49 yard output versus Pittsburgh ... carried eight times for 39 yards in win at West Virginia ... rushed for a season-high 93 yards on 11 carries versus Syracuse ... scored on a 61-yard run, the Cardinals' longest play of the season from scrimmage against the Orange ... returned to action versus Rutgers after missing two games ... rushed for 34 yards on seven carries in win over Scarlet Knights ... caught a 41-yard pass out of the backfield against Marshall for second score of the year ... tied career-high with four receptions in FIU contest ... accounted for 129 all-purpose yards in the win over Murray State, carrying nine times for 61 yards and catching three passes for 23 yards ... also returned a kick 45 yards ... scored his first touchdown in two seasons when he scored from two yards out.

**2010:** Injuries slowed him down in 2010 ... finished third on the team in rushing with 286 yards ... also caught 11 passes for 61 yards ... ranked seventh nationally in kick return average at 30.2 yards a return ... had one carry in

final regular season game in a win over Rutgers ... also had two kick returns for 61 yards, including a 41-yarder. ... returned to action in the win over Syracuse after missing three games ... ran for 46 yards on 10 carries ... recorded 23 yards on three carries in win over Memphis ... rushed for season-high 108 yards on 18 carries to lead two 100-yard rushers in the win over Arkansas State ... ran for 15 yards on eight carries and had three catches for 17 yards in loss to Oregon State ... added four kick returns for 92 yards, including a long of 30 ... finished with 67 yards rushing on 11 carries in win over Eastern Kentucky ... added a 59-yard kickoff return ... rushed 32 yards on eight carries and added a 67-yard kickoff return, the longest return of his career, in the loss to Kentucky.

**2009:** Suffered a shoulder-injury which limited him to just eight games ... played hurt for most of the year until undergoing season-ending surgery ... still finished as the team's leading rusher despite missing four games ... rushed for 473 yards and five touchdowns ... did not play against Rutgers, USF, WVU or Arkansas State due to injury ... finished with 12 carries for 56 yards at Cincinnati ... ran for one touchdown and 58 yards on five carries at Connecticut ... rushed for 90 yards on 14 carries with one touchdown in Cards' win over Southern Miss ... had 12 carries for 51 yards against Pitt ... ran for 110 yards on 19 carries, including a 35-yarder, and one touchdown against Kentucky ... rushed for 93 yards on 14 carries and two touchdowns in the Cards' opener against Indiana State ... added two catches for 18 yards against ISU.

**2008:** Became the school's first player to be named the BIG EAST Rookie of the Year ... school's first 1,000-yard rusher since 2005 when he ran for 1,047 yards and eight scores ... ranked fifth in the BIG EAST Conference in rushing ... rushed for 113 yards and a TD in loss at Syracuse ... carried the ball 19 times for 161 yards and one TD in win against MTSU ... 88-yd TD run was the fourth-longest in school history ... rushed for 81 yards on 15 carries in win over Memphis ... earned third straight 100-yard performance with 100 yards on 19 carries and one rushing touchdown against Connecticut ... also had a touchdown reception against Huskies ... named BIG EAST Offensive Player of the Week after a career-best day with 176 yards rushing and three touchdowns in win over Kansas State ... became first Louisville player to rush for three TDs in a game since Michael Bush in 2006 ... scored first career touchdown against Tennessee Tech with first career 100-yard game (114 yards).

**St. Xavier High School:** All-time leading rusher and scorer with 4,008 yards and 75 touchdowns ... guided St. Xavier to a three-year record of 37-4 ... member of the Atlanta Journal-Constitution's top 100 All-Southern team and the Orlando Sentinel's All-Southern team ... named Class 4-A, District Four Co-Player of the Year by the Kentucky Football Coaches Association ... stamped by Rivals.com as the 10th-best all-purpose back in the nation ... ranked as the 29th-best running back in the nation by Scout.com and was given a four-star rating ... ran for over 1,400 yards and 22 touchdowns during his senior campaign ... selected first team All-State by the Associated Press and the Courier-Journal as a junior ... rushed for 1,576 yards and 27 touchdowns as a junior ... averaged 8.1 yards per carry average in guiding St. Xavier to the Class 4-A state finals ... led St. Xavier to its first state title in five years during his sophomore season ... was named Most Valuable Player of the 4-A Title game ... ran for 1,039 yards and 27 scores during his sophomore campaign.

**Personal:** Son of Lola Mae Reynolds ... born 7/15/88 ... communications major.



### Career Highs

Att. - 23 at Syracuse, 2008  
 Rush yds. - 176 vs Kansas State, 2008  
 Rush TDs - 3 vs Kansas State, 2008  
 Long Rush - 88 vs Middle Tennessee, 2008  
 Receptions - 4 three times, last vs FIU, 2011  
 Rec. Yds - 47 vs Southern Miss, 2009  
 Rec. TD - 1 vs Connecticut, 2008; vs Marshall, 2011  
 Long Rec. - 41 vs Marshall, 2011

### 2011 Season Highs

Att. - 15 at Connecticut  
 Rush yds. - 93 vs Syracuse  
 Rush TDs - 1 vs Murray State, vs Syracuse, vs Pittsburgh  
 Long Rush - 61 vs Syracuse  
 Receptions - 4 vs FIU  
 Rec. Yds - 40 vs Marshall  
 Rec. TD - 1 vs Marshall  
 Long Rec. - 41 vs Marshall

### 2011 Game-By-Game Statistics

Opponent	Att.	Net	TD	Lg	Rec	Yds	TD
Murray State	9	61	1	22	3	23	0
FIU	13	29	0	7	4	22	0
Kentucky	8	41	0	9	2	7	0
Marshall	6	24	0	17	2	40	1
North Carolina	0	0	0	0	0	0	0
Cincinnati	DNP						
Rutgers	7	34	0	16	1	0	0
Syracuse	11	93	1	61	3	20	0
West Virginia	8	39	0	16	3	22	0
Pittsburgh	12	49	1	8	3	15	0
Connecticut	15	72	0	32	1	5	0
USF	10	36	0	9	3	30	0

### 2010 Game-By-Game Statistics

Opponent	Att.	Net	TD	Lg	Rec	Yds	TD
Kentucky	8	32	0	20	2	10	0
E. Kentucky	11	67	0	16	2	17	0
Oregon St.	8	15	0	8	3	17	0
Arkansas St.	18	108	0	16	3	11	0
Memphis	3	23	0	11	0	0	0
Cincinnati		DNP					
Connecticut		DNP					
Pittsburgh		DNP					
Syracuse	10	46	0	9	1	6	0
USF	2	2	0	1	0	0	0
WVU	3	-7	0	0	0	0	0
Rutgers	1	0	0	0	0	0	0
Southern Miss	0	0	0	0	0	0	0

### 2009 Game-By-Game Statistics

Opponent	Att	Yds	TD	Lg	Rec	Yds	TD
Indiana State	14	93	2	14	2	12	0
Kentucky	19	110	1	35	0	0	0
Utah	10	22	0	6	0	0	0
Pittsburgh	12	51	0	8	4	24	0
Southern Miss	14	90	1	26	4	47	0
Connecticut	5	58	1	37	1	5	0
Cincinnati	12	56	0	20	0	0	0
Syracuse	3	-7	0	0	1	1	0

### 2008 Game-By-Game Statistics

Opponent	Att	Yds	TD	Lg	Rec	Yds	TD
Kentucky	12	31	0	7	0	0	0
TN Tech	12	114	1	20	0	0	0
Kansas St.	18	176	3	56	2	6	0
UConn	19	100	1	19	1	18	1
Memphis	15	81	0	24	2	12	0
MTSU	19	161	1	88	1	3	0
USF	18	64	0	17	1	15	0
Syracuse	23	113	1	19	3	28	0
Pittsburgh	17	73	0	17	1	4	0
Cincinnati	13	60	1	37	3	14	0
WVU	8	61	0	40	3	8	0
Rutgers	9	13	0	9	1	-7	0

### Career Statistics

Year	GP	Att.	Net	Avg.	TD	Lg	Rec	Yds	TD
2008	12-3	183	1047	5.7	8	88	18	101	1
2009	8-4	89	473	5.3	5	37	12	89	0
2010	10-1	64	286	4.5	0	20	11	61	0
2011	11-9	99	478	4.8	3	61	25	184	1
<b>Totals</b>	<b>41-17</b>	<b>435</b>	<b>2,284</b>	<b>5.3</b>	<b>16</b>	<b>88</b>	<b>66</b>	<b>435</b>	<b>2</b>



**JOSH BELLAMY**

• WR, 6-0, 206, Sr.  
 • St. Petersburg, Fla./Butte/Boca Ciega

**#1**

**Louisville:** Coming off a solid spring and is ready to be the team's big-play wide receiver ... made an impact on the wide receiver unit ... showed an ability to make the big play ... also saw action at cornerback as a senior.

**2011:** Ranks fifth on the squad with 19 receptions ... has 182 yards receiving, good for 9.6 yards per catch ... caught one pass for four yards against USF ... returned to receiver at Connecticut and had two catches for 33 yards ... started at corner against Pittsburgh and finished with seven tackles ... made the switch to cornerback at West Virginia ... hauled in two receptions for eight yards versus Syracuse after not having a reception in two straight games ... recorded a reception in 10th-straight contest at North Carolina before having reception streak snapped at Cincinnati ... added three receptions good for 19 yards versus Marshall ... caught a 25-yard touchdown pass at Kentucky ... caught a pass for seven yards in the loss to FIU ... recorded four catches for 37 yards in the first half before leaving the game against Murray State with a hamstring injury.

**2010:** Appeared in 13 games, making nine starts ... recorded a productive year as a first-year player, notching 29 receptions for 401 yards and tied for team-high with five touchdowns ... recorded one catch for five yards in a win over Rutgers ... registered one catch for five yards against West Virginia ... tallied five catches for 58 yards and one touchdown 10-yarder to tie the score with 1:21 left in regulation in an overtime loss to South Florida ... recorded two catches for 20 yards versus Syracuse ... notched one catch for nine yards in a 26-0 win over Connecticut ... finished with two catches for 10 yards in loss to Cincinnati ... Also added five kickoff returns for 120 yards, including a 35-yarder. tallied a career-best six catches for career-high 112 yards and two touchdowns in a 56-0 shutout of Memphis ...also added a career-long 44-yard catch ...had one kick return for 32 yards and two punt returns for 30 yards. ... recorded four catches for 66 yards, including two touchdown receptions (11 yds and 21 yds) in a win over Arkansas State ... also added two punt returns for 24 yards. ... tallied three catches for 65 yards in a loss to Oregon State ... finished with two catches for 22 yards, including an 11-yard reception on his first career catch against Eastern Kentucky ... departed early in his first career game with a concussion, suffered while

making a block on a kickoff return in a loss to Kentucky.

**Before Louisville:** Explosive wide receiver who has good speed and is a precise route-runner ... committed to South Florida early in the recruiting process ... played for Jeff Jordan at Butte Community College ... played two seasons at Butte Community College ... is the cousin of current UofL cornerback Preston Pace, who also played at Butte ... caught 80 passes for 1,307 yards and 17 touchdowns in two seasons at Butte ... signed out of high school at South Florida and also signed at Iowa State ... rated as a two-star prospect by Scout.com and a three-star prospect by Rivals ... was part of an undefeated Butte team that went 12-0, in route to win the California Community College Athletic Association state championship game, and the 2008 national championship ... named to the Region I All-California first-team offense after recording 38 receptions for 705 yards (14.80 per catch) and eight touchdowns ... played receiver and quarterback as a freshman, finishing with 34 receptions, for 563 yards (17.7), nine touchdowns and also returned a kickoff 97 yards for TD ... left Butte holding the all-time receiving touchdown record with 17 touchdowns.

**Personal:** Son of Alicia Daniels ... born 5/18/89 ... sports administration major.

#### Career Highs

Rec. - 6 vs Memphis, 2010  
Rec. Yds. - 112 vs Memphis, 2010  
Rec. TDs - 2 twice, last vs Memphis, 2010  
Long Rec. - 44 vs Memphis, 2010

#### 2011 Highs

Rec. - 4 vs Murray State, at Kentucky  
Rec. Yds. - 60 at Kentucky  
Rec. TDs - 1 at Kentucky  
Long Rec. - 25 at Kentucky

#### 2011 Game-By-Game Statistics

Opponent	Rec	Yds	TD	Lg	Ret	Yds
Murray State	4	37	0	12	0	0
FIU	1	7	0	7	0	0
Kentucky	4	60	1	25	0	0
Marshall	3	19	0	8	0	0
North Carolina	1	7	0	7	0	0
Cincinnati	0	0	0	0	0	0
Rutgers	0	0	0	0	0	0
Syracuse	2	8	0	6	0	0
West Virginia	1	7	0	7	0	0
Pittsburgh	0	0	0	0	0	0
Connecticut	2	33	0	35	0	0
USF	1	4	0	4	0	0

#### 2010 Game-By-Game Statistics

Opponent	Rec	Yds	TD	Lg	Ret	Yds
Kentucky	0	0	0	0	0	0
E. Kentucky	2	22	0	11	1	9
Oregon St.	3	65	0	25	2	17
Arkansas St.	4	66	2	21	2	24
Memphis	6	112	2	44	3	62
Cincinnati	2	10	0	6	6	118
Connecticut	1	9	0	9	0	0
Pittsburgh	0	0	0	0	0	0
Syracuse	2	20	0	13	0	0
USF	5	58	1	17	0	0
WVU	1	5	0	5	0	0
Rutgers	1	5	0	5	0	0
Southern Miss	2	29	0	15	0	0

#### Career Statistics

Year	GP	Rec	Yds	Avg.	Lg	TD	Ret	Yds	Avg.
2010	13-9	29	401	13.8	44	5	14	230	16.4
2011	12-5	19	182	9.6	35	1	0	0	0.0
<b>Totals</b>	<b>25-14</b>	<b>48</b>	<b>583</b>	<b>12.1</b>	<b>44</b>	<b>6</b>	<b>14</b>	<b>230</b>	<b>16.4</b>

2011 BIG EAST CHAMPIONS



**MARIO  
BENAVIDES**

• C, 6-4, 300, Jr.  
• Los Fresnos, Texas/Los Fresnos

**#55**

**Louisville:** Coming off knee surgery that sidelined him for the entire spring ... been on a mainstay on the offensive line ... has started 33 games in his career ... missed four starts due to injury ... has showed an ability to play through injuries ... has shown tremendous leadership from the center position.

**2011:** Has made nine straight starts at center after missing the first three games due to injury.

**2010:** Has been one of the most consistent players in the program ... missed his first game of his career versus Arkansas State ... started 12 of 13 games at center.

**2009:** Stepped in as a red-shirt freshman and started all 12 games at center ... took over as the starter in fall training camp and never let go of the position ... named to Phil Steele's Postseason First Team All-Freshmen squad.

**Los Fresnos High School:** Played for Scott Ford at Los Fresnos High School ... enrolled at Louisville in January and participated in spring practice ... rated the No. 33 offensive tackle and a three-star prospect by Scout.com ... voted All-Metro co-Most Valuable Player as a senior ... selected first team All-State, All-District and All-Metro as a junior ... rated the No. 2 prospect in South Texas by Scout.com ... three-time 32-5A All-District performer, received All-Valley twice, Associated Press All-State in 2006 ... was a big reason why Los Fresnos won back-to-back 32-5A District championships in 2006-07 and pancaked an astounding 200 defenders (45 in '05, 74 in '06, 81 in '07) in his three seasons for the Falcons ... rated the No. 40 offensive guard prospect by Rivals.com.

**Personal:** Son of Anne and Mario Benavides ... born 11/23/89 ... marketing major.







## **JOSH BLESER**

• P. 6-1, 213, Sr.  
• Park Hills, Ky./Covington Catholic

**#40**

**Louisville:** Handled the punting duties most of the season ... has a strong leg, but needs to be more consistent and accurate.

**2011:** Rotated with Chris Philpott on punting duties ... also served as the holder ... averaging 38.5 yards per punt on 42 kicks ... has pinned the opponents inside the 20-yard line 16 times ... punted four times for 153 yards in win at USF ... punted seven times for 286 yards at Connecticut ... averaged 39.6 yards per punt against Pittsburgh ... tied season-long with 53-yard punt against Syracuse ... booted a 52-yard punt during win against Rutgers ... drilled a 53-yard punt at North Carolina ... pinned Kentucky and Murray State inside the 20-yard line three times.

**2010:** Punted 30 times for an average of 39.8 yards a punt ... placed 12 punts inside the 20-yard line and eight punts that were fair caught ... booted a career-long 59-yard punt against Oregon State ... averaged 44.3 yards a punt versus Eastern Kentucky ... yielded a 44.0 yard average, including a 51-yard punt versus Memphis.

**Before Louisville:** Played one season at Campbellsville University ... holds the school record for punting average in a game ... booted a career-long 62-yard punt ... played quarterback and punter at Covington Catholic High School ... broke school records in passing yards in a game (389 yards) and touchdowns in a season (28) ... tied the school record with six touchdown passes in a game ... two-time second team All-State punter during his junior and senior seasons ... selected Northern Kentucky first team punter of the year ... named the punter for the Crosstown showdown All-Star punter ... broke school record with a 41.3 average during his senior season ... named the team's Most Valuable Back.

**Personal:** Son of Tresa and Kevin ... born 10/8/88 ... finance major.



## **TEDDY BRIDGEWATER**

• QB, 6-3, 205, Fr.  
• Miami, Fla./Northwestern

**#5**

**Louisville:** Highly-touted quarterback with a huge up-side ... has big-time potential and talent ... can make all the throws from the quarterback position ... was slowed in camp due to injury ... continues to get better with each practice, while he learns the offense ... has become more patient and confident each week ... has the ability to keep broken plays alive with his feet ... made better decisions down the stretch.

**2011:** Stepped in for an injured Will Stein against Kentucky and has started every game since ... owns the school record for passing yards by a freshman after surpassing Chris Redman at USF ... first true freshman to see action at quarterback since Brian Brohm in 2004 ... first true freshman to start at quarterback since Stu Stram in 1976 ... owns a 5-4 record as a starter ... has completed 167-of-253 passes for 1,855 yards, and 12 touchdowns ... has only thrown nine interceptions ... boasts a 66% completion percent age ... averages 11.1 yards per completion ... threw for a career-high three touchdowns in win at USF ... finished 19-for-28 against the Bulls for 241 yards ... did not throw an interception against USF, his second start without an interception ... rushed for a career-high two touchdowns at Connecticut ... completed 18 passes for 165 yards and a touchdown in loss to Pittsburgh ... went 21-for-27 for 246 yards in win at West Virginia ... 77.8% completion percentage at West Virginia ranks 10th all-time in a single game ... connected on a 44-yard strike to high school teammate Michaellee Harris on second play from scrimmage in win over Syracuse ... found DeVante Parker on a 42-yard touchdown strike two plays later ... earned first win as a starter versus Rutgers ... connected with Eli Rogers for a career-long 58 yards at Cincinnati ... threw a touchdown pass in third straight game at North Carolina ... notched first-career rushing touchdown in loss to Marshall ... came in for injured Will Stein at Kentucky and threw for two touchdowns in win ... entered the game in the second quarter in the loss to FIU... was a perfect 2-for-2 for 14 yards... made his collegiate debut in the second quarter of the win over Murray State... came in and threw an interception.

**Northwestern High School:** Highly regarded dual-threat quarterback who has been the leader of Miami's prolific Northwestern program since his sophomore season ... played for Billy Rolle at Northwestern High School ... joins Eli Rogers, Michaellee Harris and Jermaine Reve as the other Northwestern High School products on the team ... ranks as the No. 2 dual-threat quarterback in the 2011 class ... FACA All District Team/2nd Team All State 6-A ... has the size and athleticism make him one of the best players in the country ... selected to play in the U.S. Army All-American Bowl ... was named Honorable Mention at the U.S. Army All-American Bowl for having the best arm ... ranked 16th in the Rivals.com Florida Postseason Top 100 and is ranked as the 113th best player overall ... four-star prospect by Rivals.com ranked 141st on ESPNu Class of 150 ... second signee to be included on that list (Eli Rogers #116) ... missed time with an MCL injury last season ... ranked by Rivals.com as the No. 2 quarterback in the nation and the 16th-best player in the state of Florida ... also ranked as the 70th-best player nationally on the Rivals250 ... rated as the No. 6 quarterback by Scout.com ... threw for 2,606 yards and 22 touchdowns as a senior ... rushed for 223 yards and eight more scores ... threw for 436 yards and scored four touchdowns in the 42-27 loss to Miami Central in the 6-A semifinals ... Elite 11 Watch List prospect and member of the ESPNu 150 Watch List ... set the Dade County record for most touchdown passes in a game with seven...passed for 2,546 yards and 32 touchdowns and rushed



for 379 yards and five more scores during his junior campaign ... named second team All-State for 6A classification as a junior ... named first team All-County by Miami Herald ... completed 97 of 160 attempts (60.6 percent) for 1,560 yards ... 16 touchdowns and three interceptions as a sophomore in 2008 ... also carried 45 times for 211 yards (4.7 average) and two more scores ... led his team to the state title game (6A) as a sophomore.

#### 2011 Game-By-Game Statistics

Opponent	Att	Comp	Int	Pct	Yds	TD
Murray State	1	0	1	0.0	0	0
FIU	2	2	0	100.0	14	0
Kentucky	18	10	0	55.6	106	2
Marshall	29	20	2	70.0	221	1
North Carolina	30	19	1	63.3	173	1
Cincinnati	28	17	1	60.7	195	0
Rutgers	18	10	1	55.6	122	1
Syracuse	24	17	0	70.8	198	2
West Virginia	27	21	1	77.8	246	1
Pittsburgh	26	18	1	69.2	165	1
Connecticut	22	14	1	63.6	174	0
USF	28	19	0	67.9	241	3

#### Career Statistics

Year	GP	Att	Comp	Int	Pct	Yds	TD
2011	12-9	253	167	9	66.0	1,855	12
<b>Totals</b>	<b>12-9</b>	<b>253</b>	<b>167</b>	<b>9</b>	<b>66.0</b>	<b>1,855</b>	<b>12</b>



**JAMAINE BROOKS**

- DT, 6-4, 318, r-Fr.
- Miami, Fla./Palmetto

#99

**Louisville:** Has worked hard to drop weight and become stronger ... coming off a productive spring ... big, athletic defensive lineman who worked on the scout team last season ... worked way into defensive line rotation as the season progressed.

**2011:** Has been a dominant force in the middle down the stretch ... has recorded 11 tackles, 2.5 tackles for loss and 0.5 sacks this season ... one of 25 Cardinals with at least 0.5 tackles for loss this season ... notched three solo tackles and a tackle for loss against USF ... recorded two solo stops at Connecticut after earning the start ... set a career-high with three tackles against Pittsburgh ... broke up two passes in win over Syracuse ... recorded two tackles in win over Rutgers ... had first tackle-for-loss against the Scarlet Knights ... made his collegiate debut against Murray State.

**2010:** Red-shirted.

**Palmetto High School:** Athletic defensive lineman who moves well and is tough to move off the ball because of his size ... played for Larry Coffey at Palmetto High School ... emerged as one of the top defensive line prospects in Dade County ... ranked as a two-star prospect by Scout.com ... was rated one of the Top five defensive linemen in Miami-Dade by the Miami Herald ... led Palmetto to a 7-3 mark as a senior ... was a third team All-Dade County 6-A selection this season ... played every position on the line.

**Personal:** Son of Keila Brooks ... born 11/18/91 ... undecided major.

#### 2011 Game-By-Game Statistics

Opponent	S	A	T	TFL	Sacks	FR	FF	Int	PB
Murray State	0	0	0	0-0	0-0	0-0	0	0-0	0
FIU	DNP								
Kentucky	0	0	0	0-0	0-0	0-0	0	0-0	0
Marshall	0	0	0	0-0	0-0	0-0	0	0-0	0
North Carolina	DNP								
Cincinnati	0	1	1	0-0	0-0	0-0	0	0-0	0
Rutgers	1	1	2	1.0-3	0-0	0-0	0	0-0	0
Syracuse	0	0	0	0-0	0-0	0-0	0	0-0	2
West Virginia	DNP								
Pittsburgh	2	1	3	0.5-5	0.5-5	0-0	0	0-0	0
Connecticut	2	0	2	0-0	0-0	0-0	0	0-0	0
USF	3	0	3	1.0-1	0-0	0-0	0	0-0	0

#### Career Statistics

Year	GP	S	A	T	TFL	Sacks	FR	FF	PB
2011	9-1	8	3	11	2.5-9	0.5-5	0-0	0	2
<b>Totals</b>	<b>9-1</b>	<b>8</b>	<b>3</b>	<b>11</b>	<b>2.5-9</b>	<b>0.5-5</b>	<b>0-0</b>	<b>0</b>	<b>2</b>



**DANIEL BROWN**

- LB, 6-1, 219, Jr.
- Atlanta, Ga./Douglass

#24

**Louisville:** Big-play linebacker ... always seemed to be around the football ... used effectively to put pressure on the quarterback ... recorded a career-high in tackles and sacks in 2010.

**2011:** Seventh on the team with 38 tackles ... five tackles away from 100 for his career ... has added four tackles for loss and one sack ... added a solo stop against USF ... had one assisted tackle versus Pittsburgh ... notched four stops versus Syracuse on homecoming ... made four solo stops and one sack in win over Rutgers including a sack for a loss of nine yards ... made six stops against Kentucky and Marshall ... recorded seven tackles in games against Murray State and FIU.

**2010:** Started all 13 games ... recorded a career-best 55 tackles and tied for the team-lead with 10 tackles for loss ... had four solo stops in the regular-season finale versus Rutgers ... credited with a game-high eight tackles also recovered a fumble for a touchdown in a loss to West Virginia ... tallied five tackles (four solo), including one for a loss of three yards against USF ... notched six solo stops, including two tackles for a loss and also had a sack and forced a fumble versus Syracuse ... credited with eight tackles, five of which were solo stops versus Pittsburgh ... recorded five tackles, including one for a loss of seven yards as the defense pitched a shutout against Connecticut. racked up four tackles, all solo stops and had two sacks for a combined 18 yards versus Arkansas State ... registered four tackles, including one for a loss of a yard against Oregon State ... made first career sack versus Eastern Kentucky ... earned first career start versus Kentucky ... finished contest with three solo tackles.

**2009:** Appeared in eight games on special teams ... played sparingly at linebacker ... credited with a total of two tackles ... notched a solo stop in the season finale versus Rutgers ... played against Southern Miss but did not have a tackle ... did not play against Pitt or at Utah ... recovered a fumble in the Cards' loss at UK ... assisted on one tackle in win over Indiana State. 2008: Red-shirted.

**Douglass High School:** Played at Douglass High School in Atlanta, Ga ... played at the same high school as former Cardinals defensive end Brandon Cox ... two-year varsity starter in the secondary ... honored award winner of the 100 percent Wrong Club ... recorded 214 career tackles, seven forced fumbled and eight interceptions ... also scored one defensive touchdown ... starter on every special teams unit ... selected team captain ... named



the team's Defensive Most Valuable Player ... recorded 96 total tackles as a senior ... member of the track and field team ... ran the 400-meter run and was a member of the 4 x 100 relay team.

**Personal :** Son of Sherise and Donald Brown ... born 12/8/89 ... communications major.

### Career Highs

Total Tackles - 8 twice, last vs WVU, 2010

Solo Tackles - 6 twice, last vs WVU, 2010

Assisted Tackles - 4 at Kentucky, 2011

Tackles for Loss - 2 at Syracuse, 2010

Sacks - 1 four times, last vs Rutgers, 2011

### 2011 Highs

Total Tackles - 7 vs Murray State, FIU

Solo Tackles - 5 vs FIU

Assisted Tackles - 4 at Kentucky

Tackles for Loss - 1 vs FIU, at Kentucky, vs Marshall

Sacks - 1 vs Rutgers

### 2011 Game-By-Game Statistics

Opponent	S	A	T	TFL	Sacks	FR	FF	Int	PB
Murray State	4	3	7	0-0	0-0	0-0	0	0-0	0
FIU	5	2	7	1.0-1	0-0	0-0	0	0-0	2
Kentucky	2	4	6	1.0-4	0-0	0-0	0	0-0	0
Marshall	3	3	6	1.0-3	0-0	0-0	0	0-0	0
North Carolina	2	0	2	0-0	0-0	0-0	0	0-0	0
Cincinnati	0	0	0	0-0	0-0	0-0	0	0-0	0
Rutgers	4	0	4	1.0-9	1.0-9	0-0	0	0-0	0
Syracuse	3	1	4	0-0	0-0	0-0	0	0-0	0
West Virginia	0	1	1	0-0	0-0	0-0	0	0-0	0
Pittsburgh	0	0	0	0-0	0-0	0-0	0	0-0	0
Connecticut	0	0	0	0-0	0-0	0-0	0	0-0	0
USF	1	0	1	0-0	0-0	0-0	0	0-0	0

### 2011 Game-By-Game Statistics

Opponent	S	A	T	TFL	Sacks	FR	FF	Int	PB
Kentucky	3	0	3	1.0-4	0-0	0-0	0	0-0	0
E. Kentucky	3	0	3	2.0-6	1.0-5	0-0	0	0-0	0
Oregon St.	2	2	4	1.0-1	0-0	0-0	0	0-0	0
Arkansas St.	4	0	4	2.0-18	2.0-18	0-0	0	0-0	0
Memphis	1	1	2	0-0	0-0	0-0	0	0-0	0
Cincinnati	1	0	1	0-0	0-0	0-0	0	0-0	0
Connecticut	3	2	5	1.0-7	0-0	0-0	0	0-0	0
Pittsburgh	5	3	8	1.0-6	0-0	0-0	0	0-0	0
Syracuse	6	0	6	2.0-10	1.0-9	0-0	1	0-0	0
USF	4	1	5	1.0-3	0-0	0-0	0	0-0	0
WVU	6	2	8	0-0	0-0	1-0	0	0-0	0
Rutgers	4	0	4	0-0	0-0	0-0	0	0-0	0
Southern Miss	2	0	2	0-0	0-0	0-0	0	0-0	0

### Career Statistics

Year	GP	S	A	T	TFL	Sacks	FR	FF	Int	PB
2009	8-0	1	1	2	0-0	0-0	1-0	0	0-0	0
2010	13-13	44	11	55	10.0-55	3.0-32	1-0	1	0-0	0
2011	12-6	24	14	38	4.0-17	1.0-9	0-0	0	0-0	2
<b>Totals</b>	<b>33-19</b>	<b>69</b>	<b>26</b>	<b>95</b>	<b>15.0-72</b>	<b>4.0-41</b>	<b>2-0</b>	<b>1</b>	<b>0-0</b>	<b>2</b>



**DOMINIQUE BROWN**

• RB, 6-2, 221, So.  
• Cincinnati, Ohio/Winton Woods

**#10**

**Louisville:** Athletic do it all player who earned time as a true freshman ... versatile player who can help the team at a number of different positions ... showed an ability to run and catch the football last season ... moved to running back in 2011 to add depth to the position ... has thrived using the read-option play.

**2011:** Made the transition from quarterback to running back at Kentucky ... leads the team with 131 carries and 482 rushing yards ... has found the end zone four times on the ground ... eighth on the team with 14 receptions for 95 yards and a touchdown ... posted a career-high with 21 carries in win at USF ... rushed for 69 yards and a touchdown against the Bulls ... caught two passes for 10 yards against USF ... carried 10 times for 45 yards and a touchdown in win over Connecticut ... recorded a 55-yard run in win at West Virginia and added a touchdown ... recorded first rushing touchdown in win over Rutgers ... had 17 carries for 41 yards at Cincinnati ... carried 18 times at North Carolina ... caught three passes for 33 yards against the Tar Heels, including 18-yard touchdown reception ... ran for career-best 91 yards at Kentucky after missing FIU game ... rushed for 21 yards in season-opener versus Murray State.

**2010:** Played in nine games as a true freshman ... rushed 20 times for 59 yards ... also caught three passes for 32 yards ... had one kick return for 12 yards against West Virginia ... threw an interception in an overtime loss to USF ... rushed for career-best 23 yards on career-high seven carries against South Florida ... made first appearance as kick returner and finished with three kick returns for 40 yards, including a 15-yarder. versus Syracuse ... rushed five times for 18 yards in a loss at Pitt ... recorded four carries for 13 yards in collegiate debut against Arkansas State.

**Winton Woods High School:** Played for Troy Everhart at Winton Woods High School ... three-year starter at quarterback ... rushed for 4,685 yards and 64 touchdowns and threw for 1,691 yards and 15 touchdowns in his scholastic career ... rated as one of the top players in the state of Ohio ... rated as a four-star quarterback and athlete by Rivals.com and a three-star by Scout.com ... selected to the Rivals 250 list ... ranked by Rivals.com as the 20th-best dual-threat quarterback ... rated the 193rd-best player in the country and the 10th-best player in the state ... ranked 10th on the Rivals.com Ohio Postseason Top 75 ... rated as the 35th-best quarterback by Scout.com and the 23rd-best prospect in the state of Ohio ... no. 1 quarterback prospect in the state of Ohio ... named the Cincinnati Offensive Player of the Year ... voted first-team All-TriStateFootball.com ... led Winton Woods to a 13-2 record last season and the school's first-ever Division II State Championship during his senior season ... rushed for an amazing 1,998 yards and 32 touchdowns and threw for 723 yards in guiding his team to the title ... rushed 20 times for 173 yards and four touchdowns in the state title game win over Maple Heights ... his four rushing touchdowns tied the Division II title game record, previously set by Javon Ringer in 2002 ... recorded a 50-yard touchdown run in the state championship game ... he also tossed a 20-yard scoring pass ... named the Ohio Division II Co-Offensive Player of the Year ... ran for 249 yards and seven touchdowns in the semifinal win over Marion-Franklin High School.. rushed 17 times for 314 yards and four touchdowns in a win over Milford ... also played guard on the Winton Woods basketball team.

**Personal:** Son of Diane and Paul Brown ... born 12/27/91 ... justice administration major.

### Career Highs

Completions - 0  
 Attempts - 1 vs USF, 2010; at North Carolina, 2011  
 Yards - 0  
 Passing TD - 0  
 Long Pass - 0  
 Rush Att. - 21 at USF, 2011  
 Rushing Yds. - 91 at Kentucky, 2011  
 Rushing TDs - 1 vs Rutgers, at West Virginia, at Connecticut, at USF, 2011  
 Long Rush - 55 at West Virginia  
 Receptions - 3 vs Memphis, 2010; at North Carolina, at West Virginia, 2011  
 Receiving Yds. - 33 at North Carolina, 2011  
 Receiving TDs - 1 at North Carolina, 2011  
 Long Reception - 21 at West Virginia, 2011

### 2011 Highs

Completions - 0  
 Attempts - 1 at North Carolina  
 Yards - 0  
 Passing TD - 0  
 Long Pass - 0  
 Rush Att. - 21 at USF  
 Rushing Yds. - 91 at Kentucky  
 Rushing TDs - 1 vs Rutgers, at West Virginia, at Connecticut, at USF  
 Long Rush - 55 at West Virginia  
 Receptions - 3 at North Carolina, at West Virginia  
 Receiving Yds. - 33 at North Carolina  
 Receiving TDs - 1 at North Carolina  
 Long Reception - 21 at West Virginia

### 2011 Game-By-Game Statistics

Opponent	Att.	Net	TD	Lg	Rec	Yds	TD
Murray State	5	21	0	7	0	0	0
FIU	DNP						
Kentucky	14	91	0	23	0	0	0
Marshall	6	11	0	6	1	6	0
North Carolina	18	49	0	9	3	33	1
Cincinnati	17	41	0	7	1	0	0
Rutgers	12	44	1	17	0	0	0
Syracuse	8	27	0	6	1	2	0
West Virginia	14	69	1	55	3	32	0
Pittsburgh	6	17	0	8	2	-2	0
Connecticut	10	45	1	22	1	14	0
USF	21	69	1	16	2	20	0

### Career Statistics

Year	GP	Rush	Yds	Avg.	Lg	TD	Rec	Yds	TD	Lg
2010	9-0	20	59	3.0	9	0	3	32	0	20
2011	11-3	131	482	3.7	55	4	14	95	1	21
<b>Totals</b>	<b>20-3</b>	<b>151</b>	<b>541</b>	<b>3.6</b>	<b>55</b>	<b>4</b>	<b>17</b>	<b>127</b>	<b>1</b>	<b>21</b>



**JAMON BROWN**

• OG, 6-4, 300, Fr.  
 • Louisville, Ky./Fern Creek

**#79**

**Louisville:** Athletic lineman who has ability to play on both sides of the football ... started off as defensive lineman before being moved to offensive line-man due to injuries on offensive front.

**2011:** Appeared on the offensive line against USF, West Virginia, Syracuse and Rutgers ... started at offensive guard at Cincinnati ... made first start at offensive guard at North Carolina ... made his collegiate debut at defensive tackle versus Murray State.

**Fern Creek High School:** Big, athletic defensive lineman who is considered one of the best prospects in the state of Kentucky ... played for Curtis Higgins at Fern Creek High School ... a three-year starter on defense and two-year starter on offense ... rated seventh on the 2011 Kentucky's Watch List ... ranked as the 52nd-best defensive line prospect by Scout.com ... rated three-star prospect by Rivals.com and the 58th-best tackle ... recorded 25 tackles for loss in his career, including 12 as a senior despite playing with a nagging ankle injury ... voted All-District 6-A ... named to the All-Southern First Team by the Orlando Sentinel earned Honorable Mention All-State accolades ... rated as the 14th-best senior in the state of Kentucky ... played on both sides of the football at Fern Creek ... rated as the 47th-best defensive tackle by ESPN ... helped his power-lifting team to a second-place finish in the state ... raised his bench max to 300 pounds and his squat to 525 ... selected third team All-State as a junior.



**PRESTON BROWN**

• LB, 6-2, 258, So.  
 • Cincinnati, Ohio/Northwest

**#2**

**Louisville:** Emerged to be a starting linebacker ... has added a lot of weight and strength ... needs to show he is ready to step up and be a physical force ... has the tools to be a solid linebacker ... made a major impact on special teams as a true freshman ... appeared in all 25 games of his collegiate career.

**2011:** Named BIG EAST Defensive Player of the Week on Oct. 31 ... appeared in all 12 games making 10 starts ... tied for second on the team with 81 tackles ... third on the team with 49 solo stops and leads the squad with 32 assisted tackles ... has added 5.0 tackles for loss and 1.5 sacks ... made seven tackles at USF ... had four stops at Connecticut ... added nine tackles in loss to Pittsburgh ... made six solo stops in win at West Virginia ... recorded first sack versus Syracuse ... made six stops in win over Rutgers ... reached double figures in total tackles for second time at Cincinnati ... totaled nine stops at North Carolina and seven versus Marshall ... set a career-high with 12 tackles in season-opener versus Murray State.

**2010:** Appeared in all 13 games at linebacker and on special teams ... totaled 10 tackles in 13 games ... recorded two tackles versus Syracuse and Rutgers ... recorded one tackle in the bowl win over Southern Mississippi ... recorded his first tackle for loss against Memphis ... made a tackle versus Eastern Kentucky ... recorded one tackle in his collegiate debut versus Kentucky.

**Northwest High School:** Prototypical linebacker for Charlie Strong's defensive system ... showed ability to run and play physical ... played for Jeff Neal at Northwest High School ... committed early to Cincinnati ... played both fullback and outside linebacker at Northwest ... rated as the No. 38 prospect in Ohio and the No. 75 outside linebacker in the class of 2010 ... ranked 37th





on the Rivals.com Postseason Top 75 in the state of Ohio ... rated as the 67th-best outside linebacker by ESPN.com ... earned first-team All-District honors ... selected to play in the North-South All-Star game ... carried 143 times for 973 yards and 12 touchdowns ... recorded 31 tackles ... had 13 carries for 249 yards and four touchdowns versus Amelia 24 rushes for 140 yards against Glen Este 27 carries for 107 yards versus Little Miami and had 11 rushes for 191 yards and five scores against Finneytown.

### Career Highs

Total Tackles - 12 vs Murray State, 2011  
Solo Tackles - 9 vs Murray State, 2011  
Assisted Tackles - 6 at North Carolina, 2011  
Tackles for Loss - 2.5 vs Murray State, 2011  
Sacks - 1.5 vs Syracuse, 2011

### 2011 Highs

Total Tackles - 12 vs Murray State  
Solo Tackles - 9 vs Murray State  
Assisted Tackles - 6 at North Carolina  
Tackles for Loss - 2.5 vs Murray State  
Sacks - 1.5 vs Syracuse

### 2011 Game-By-Game Statistics

Opponent	S	A	T	TFL	Sacks	FR	FF	Int	PB
Murray State	9	3	12	2.5-5	0-0	0-0	0	0-0	0
FIU	0	2	2	0-0	0-0	0-0	0	0-0	0
Kentucky	1	1	2	0-0	0-0	0-0	0	0-0	0
Marshall	5	2	7	0-0	0-0	0-0	0	0-0	0
North Carolina	3	6	9	1.0-2	0-0	0-0	0	0-0	0
Cincinnati	5	5	10	0-0	0-0	0-0	0	0-0	0
Rutgers	3	3	6	0-0	0-0	0-0	0	0-0	0
Syracuse	4	3	7	1.5-10	1.5-10	0-0	0	0-0	0
West Virginia	6	0	6	0-0	0-0	0-0	0	0-0	0
Pittsburgh	6	3	9	0-0	0-0	0-0	0	0-0	0
Connecticut	2	2	4	0-0	0-0	0-0	0	0-0	0
USF	5	2	7	0-0	0-0	0-0	0	0-0	0

### Career Statistics

Year	GP	S	A	T	TFL	Sacks	FR	INT	PB
2010	13-0	3	7	10	0.5-1	0-0	0-0	0-0	0
2011	12-10	49	32	81	5.0-17	1.5-10	0-0	0-0	0
<b>Totals</b>	<b>25-10</b>	<b>52</b>	<b>39</b>	<b>91</b>	<b>5.5-18</b>	<b>1.5-10</b>	<b>0-0</b>	<b>0-0</b>	<b>0</b>



**ADRIAN  
BUSHELL**

• CB, 5-11, 190, Jr.  
• DeSoto, Texas/Cedar Valley CC

**#21**

**Louisville:** Athletic cornerback who will make an immediate impact to the Louisville secondary ... has explosive speed to make the big play in open field ... can also return kicks and punts ... sure-handed tackler in the open field.

**2011:** Named BIG EAST Special Teams Player of the Week on Nov. 7 and Nov. 21 ... joined the team after training camp ... ranks fifth on the team with 43 tackles despite only playing nine games ... leads the team with two blocked kicks ... made six tackles including a tackle for loss in win at USF ... returned the opening kickoff 100 yards for a touchdown at Connecticut ... added five stops against the Huskies ... made seven stops in win at West Virginia and blocked a field goal which was returned by Andrew Johnson for a touchdown ... had six in loss to Marshall ... set career-high with 11 stops at Kentucky ... made Louisville debut against FIU.

**Prior to Louisville:** Appeared in 14 games in his career on special teams and as a reserve at cornerback at Florida ... recorded 14 total tackles and one interception ... had two tackles in the SEC Championship Game versus Alabama in 2009 ... notched first career interception in the fourth quarter against Florida State ... collected two solo tackles playing special teams and cornerback against Vanderbilt ... notched four total tackles in collegiate debut against Charleston Southern.

**DeSoto High School:** Triple threat in his one year at DeSoto, playing defensive back, running back and wide receiver ... recorded more than 60 tackles and had two interceptions in his senior season ... ranked as one of the top-100 Texas prospects in the Waco Tribune Herald ... registered over 500 yards rushing and 10 touchdowns on the ground ... accumulated roughly 300 yards receiving and seven touchdowns through the air ... played at Miami (Fla.) Pace as a junior... at Pace, he had 1,500 all-purpose yards, 1,100 rushing and 400 yards receiving ... scored two touchdowns in the spring game at his new high school ... also ran relay events and hurdles on the DeSoto High School track team ... Rivals.com four-star prospect and No. 15 athlete in the country ... 21st-rated Texas prospect according to Rivals.com ... coached by Dave Meadows.

### 2011 Game-By-Game Statistics

Opponent	S	A	T	TFL	Sacks	FR	FF	Int	PB
Murray State	DNP								
FIU	2	0	2	0-0	0-0	0-0	0	0-0	0
Kentucky	8	3	11	0-0	0-0	0-0	0	0-0	0
Marshall	4	2	6	0.5-0	0-0	0-0	0	0-0	0
North Carolina	DNP								
Cincinnati	0	0	0	0-0	0-0	0-0	0	0-0	0
Rutgers	2	0	2	0-0	0-0	0-0	0	1-0	0
Syracuse	3	1	4	0-0	0-0	0-0	0	0-0	2
West Virginia	5	2	7	0-0	0-0	0-0	0	0-0	0
Pittsburgh	DNP								
Connecticut	3	2	5	0-0	0-0	0-0	0	0-0	0
USF	4	2	6	1.0-1	0-0	0-0	0	0-0	0

### Career Statistics

Year	GP	S	A	T	TFL	Sacks	FR	INT	PB
2011	9-7	31	12	43	1.5-1	0-0	0-0	1-0	2
<b>Totals</b>	<b>9-7</b>	<b>31</b>	<b>12</b>	<b>43</b>	<b>1.5-1</b>	<b>0-0</b>	<b>0-0</b>	<b>1-0</b>	<b>2</b>



**B.J. BUTLER**  
 • DE, 6-2, 276, So.  
 • Kissimmee, Fla./Osceola  
**#44**

**Louisville:** Stepped in as a true freshman and contributed immediately ... showed that he was physically able to compete at the Division I level ... solid athlete who will continue to improve as he gains more experience ... missed spring practice after undergoing shoulder surgery.

**2011:** Has battled injuries all season ... ranks sixth amongst linemen with 15 tackles ... has tallied 2.0 tackles for loss and 1.5 sacks this season ... did not play against USF or Connecticut ... made one solo stop against Pittsburgh ... added three stops against West Virginia and Syracuse ... notched two tackles at Cincinnati and at home against Marshall ... made season debut at Kentucky and finished with four tackles and one sack.

**2010:** Appeared in 12 games, making seven starts as a true freshman ... started the Beef 'O'Brady's Bowl and recorded one tackle ... had four tackles, including an assisted sack for a loss of three yards in the loss to West Virginia ... credited with four tackles, including 2.5 that resulted in a combined loss of six yards versus USF ... recorded five solo stops and one assisted tackle versus Pittsburgh ... credited with two sacks that resulted in a loss of 11 combined yards versus Oregon State ... made first career start and tallied one solo stop against Eastern Kentucky ... recorded one tackle in his collegiate debut versus Kentucky.

**Osceola High School:** Athletic player who runs well and can change direction ... played for Jeff Rolson at Osceola High School in Kissimmee, Fla ... was an early commitment to Georgia ... one of the top prospects in the state of Florida ... rated a four-star recruit by both Scout.com and Rivals.com ... can play both defensive end and linebacker...rated as the 50th-best prospect in Florida by SunStateFootball.com ... ranked No. 27 in his position by Rivals.com and 50th in Florida ... ranked as 29th-best defensive end in the nation ... rated as the 31st-best player in the entire state of Florida ... team went 7-6 during the season ... had six tackles and two sacks against George Jenkins High School ... recorded four tackles for loss against Poinciana High School ... forced two fumbles in game against Harmony High School ... earned All-County honors as a junior ... As a junior, played on both sides of the ball for Osceola ... passed for over 500 yards and 10 touchdowns at quarterback ... also played some defensive end and had 35 tackles and three sacks.

**Personal:** Son of Falonna Buter ... born 12/17/91 ... engineering major.

#### Career Highs

Total Tackles - 6 at Pittsburgh, 2010  
 Solo Tackles - 5 at Pittsburgh, 2010  
 Assisted Tackles - 2 at Kentucky, 2011  
 Tackles for Loss - 2.5 vs USF, 2010  
 Sacks - 2 at Oregon St, 2010  
 Interceptions - 0

#### 2011 Highs

Total Tackles - 4 at Kentucky  
 Solo Tackles - 3 vs Syracuse  
 Assisted Tackles - 2 at Kentucky  
 Tackles for Loss - 1.5 at Kentucky  
 Sacks - 1.0 at Kentucky  
 Interceptions - 0

#### 2011 Game-By-Game Statistics

Opponent	S	A	T	TFL	Sacks	FR	FF	Int	PB
Kentucky	2	2	4	1.5-5	1.0-3	0-0	0	0-0	0
Marshall	1	1	2	0.5-4	0.5-4	0-0	0	0-0	0
North Carolina	0	0	0	0-0	0-0	0-0	0	0-0	0
Cincinnati	1	1	2	0-0	0-0	0-0	0	0-0	0
Rutgers	0	0	0	0-0	0-0	0-0	0	0-0	0
Syracuse	3	0	3	0-0	0-0	0-0	0	0-0	0
West Virginia	2	1	3	0-0	0-0	0-0	0	0-0	0
Pittsburgh	1	0	1	0-0	0-0	0-0	0	0-0	0

#### 2010 Game-By-Game Statistics

Opponent	S	A	T	TFL	Sacks	FR	FF	Int	PB
Kentucky	1	0	1	0-0	0-0	0-0	0	0-0	0
E. Kentucky	1	0	1	0-0	0-0	0-0	0	0-0	0
Oregon St.	2	0	2	2.0-11	2.0-11	0-0	0	0-0	0
Arkansas St.	0	0	0	0-0	0-0	0-0	0	0-0	0
Memphis	1	0	0	0-0	0-0	0-0	0	0-0	0
Connecticut	0	0	0	0-0	0-0	0-0	0	0-0	0
Pittsburgh	5	1	6	1.0-3	0-0	0-0	0	0-0	0
Syracuse	2	0	2	0-0	0-0	0-0	0	0-0	0
USF	3	1	4	2.5-6	0-0	0-0	0	0-0	0
WVU	3	1	4	0.5-3	0.5-3	0-0	0	0-0	0
Rutgers	0	1	1	0-0	0-0	0-0	0	0-0	0
Southern Miss	1	0	1	0-0	0-0	0-0	0	0-0	0

#### Career Statistics

Year	GP	S	A	T	TFL	Sacks	FR	FF	PB
2010	13-7	19	4	23	6.0-23	2.5-14	0-0	0	0
2011	8-3	10	5	15	2.0-9	1.5-7	0-0	0	0
<b>Totals</b>	<b>21-10</b>	<b>29</b>	<b>9</b>	<b>38</b>	<b>8.0-32</b>	<b>4.0-21</b>	<b>0-0</b>	<b>0</b>	<b>0</b>



**JOSH CHICHESTER**  
 • TE, 6-8, 240, Sr.  
 • West Chester, Ohio/Lakota West  
**#11**

**Louisville:** Has developed into a solid tight end ... took the move from wide receiver and made it a positive ... showed good hands and ability to get into the end zone ... proved to be a tough match-up for the opposition.

**2011:** Appeared in all 12 games making 11 starts ... ranks third on the team with 27 receptions for a career-high 365 yards ... tied for second on the team with two touchdown receptions ... fourth on the team with 13.2 yards per reception ... needs four receptions to reach 100 for career ... caught a wide-open 18-yard touchdown reception in win against USF ... hauled in three passes for 29 yards against Pittsburgh ... added two catches for 36 yards at West Virginia ... caught a two-yard touchdown pass in win over Syracuse ... had three receptions against Cincinnati, North Carolina and Marshall ... recorded first 100-yard receiving game of season versus FIU, finishing with 111 yards on six catches.

**2010:** Ended the season with 22 receptions for 317 yards and tied for the team lead with five touchdowns ... averaged 14.4 yards a catch ... caught three passes for 27 yards, including a 10-yard touchdown reception against Southern Mississippi in the Beef 'O'Brady's Bowl ... recorded two receptions for 19 yards in road win at Rutgers ... had one catch, a two-yard touchdown reception to cap the Cards' 14-play, 80-yard drive in the second quarter of an overtime loss to USF ... notched two catches for 50 yards, including a 21-yard touchdown to help clinch the win over the Orange ... registered two catches for 33 yards in the win over Connecticut ... finished with two catches for 14 yards, including 11-yard touchdown reception versus Cincinnati ... notched two catches for career-best 67 yards and one touchdown, or career long 48 yards in a win over Memphis ... had season-high four catches for career best 66 yards in the win at Arkansas State ... caught two passes for



22 yards against Eastern Kentucky.

**2009:** Played in 11 games ... production slipped to just 17 receptions for 202 yards and two scores, finishing fifth on the team ... averaged 11.9 yards a reception ... recorded three catches for 44 yards against Syracuse, including game-winning touchdown with one minute left in the game ... had two catches, including a touchdown at Cincinnati ... had three catches for 22 yards at Connecticut ... finished with season-high three catches and 55 yards against Pittsburgh ... had one catch for 12 yards against Kentucky ... played but did not have a catch in the Cards' opener against Indiana State.

**2008:** Finished second on the team with 30 receptions for 341 yards and two scores ... recorded a career-best 64 yards receiving on five catches and one TD against West Virginia ... had three catches for 33 yards against UC ... had career-high seven catches for 63 yards against UConn ... scored first career TD (18 yds) against Kansas State.

**Lakota West High School:** Played for Larry Cox at Lakota West High School ... three-year starter at wide receiver ... ranked as the 36th-best wide receiver by Rivals.com ... four-star prospect by Scout.com ... ranked as the 14th-best wide receiver in the country by Scout ... selected to the state of Ohio top 60 list by Rivals and was a preseason top 50 selection ... ranked as the 17th-best recruit in the state of Ohio ... the 36th-ranked multi-position recruit in the country ... caught 36 passes for 723 yards and seven touchdowns as a senior ... averaged 20.1 yards per catch ... earned first-team Greater Miami Conference and second-team Southwest District honors as a senior ... caught 27 passes for 603 yards and 11 touchdowns as a junior ... averaged 13.0 ppg as a junior on the hardwood.

**Personal:** Son of Stephanie Chichester and Joseph Lindsey ... born 9/12/87 ... justice administration major.



#### Career Highs

Rec. - 7 vs UConn, 2008  
 Rec. Yds. - 111 vs FIU, 2011  
 Rec. TDs. - 1, 11 times, last at USF, 2011  
 Long Rec. - 48 vs Memphis, 2010

#### 2011 Highs

Rec. - 6 vs FIU  
 Rec. Yds. - 111 vs FIU  
 Rec. TDs - 1 vs Syracuse, at USF  
 Long Rec. - 31 vs FIU

#### 2011 Game-By-Game Statistics

Opponent	Rec	Yds	TD	Lg
Murray State	2	39	0	23
FIU	6	111	0	31
Kentucky	1	5	0	5
Marshall	3	62	0	29
North Carolina	3	17	0	10
Cincinnati	3	27	0	16
Rutgers	2	19	0	11
Syracuse	1	2	1	2
West Virginia	2	36	0	29
Pittsburgh	3	29	0	12
Connecticut	0	0	0	0
USF	1	18	1	18

#### 2010 Game-By-Game Statistics

Opponent	Rec	Yds	TD	Lg
Kentucky	0	0	0	0
E. Kentucky	2	22	0	20
Oregon St.	1	13	0	13
Arkansas St.	4	66	0	24
Memphis	2	67	1	48
Cincinnati	2	14	1	11
Connecticut	2	33	0	19
Pittsburgh	0	0	0	0
Syracuse	2	50	1	29
USF	1	2	1	2
WVU	1	4	0	4
Rutgers	2	19	0	11
Southern Miss	3	27	1	12

#### Career Statistics

Year	GP	Rec	Yds	Avg.	TD	Lg
2008	12-7	30	341	11.4	2	24
2009	11-0	17	202	11.9	2	38
2010	13-7	22	317	14.4	5	48
2011	12-11	27	365	13.5	2	31
<b>Totals</b>	<b>48-25</b>	<b>96</b>	<b>1,225</b>	<b>12.8</b>	<b>11</b>	<b>48</b>



**JARRETT  
DAVIS**

• WR, 5-10, 172, So.  
 • College Park, Ga. (Sandy Creek)

**#88**

**Louisville:** Coming off a solid fall season... showed good speed and an ability to run routes ... played sparingly at wide receiver and on special teams ... showed potential as a true freshman ... has good hands and decent speed ... will be counted on to contribute.

**2011:** Eighth on the team with 12 receptions for 102 yards ... averaging 8.5 yards per reception ... did not play against USF ... had one catch for six yards in win at Connecticut... added two catches for 13 yards against Pittsburgh ... had one catch against Syracuse, Rutgers, Cincinnati, North Carolina, FIU and Murray State ... had a career day versus Marshall finishing with three catches for 32 yards.

**2010:** Played in the first four games of the season before hurting his foot and ending his season.

**Sandy Creek High School:** Played for Chip Walker at Sandy Creek High School ... earned a state championship at Sandy Creek High School that went 14-1...original commitment of former head coach Steve Kragthorpe ... recorded five catches for 182 yards in the Georgia State Championship Game, a state record according to the Georgia High School Football Historians Association ... caught 39 passes for 789 yards and six touchdowns on the season ... registered 42 receptions for 810 yards and seven touchdowns as a junior ... has been timed at 4.43 in the 40-yard dash.

Personal: Son of Wanda and Walter Reddick ... born 2/16/92 ... marketing major.

#### 2011 Highs

Rec. - 3 vs Marshall

Rec. Yds. - 32 vs Marshall

Rec. TDs - 0

Long Rec. - 14 vs Murray State

#### 2011 Game-By-Game Statistics

Opponent	Rec	Yds	TD	Lg
Murray State	1	14	0	14
FIU	1	6	0	6
Kentucky	0	0	0	0
Marshall	3	32	0	13
North Carolina	1	10	0	10
Cincinnati	1	5	0	5
Rutgers	1	8	0	8
Syracuse	1	8	0	8
West Virginia	0	0	0	0
Pittsburgh	2	13	0	10
Connecticut	1	6	0	6
USF	DNP			

#### Career Statistics

Year	GP	Rec	Yds	Avg.	TD	Lg
2010	4-0	0	0	0.0	0	0
2011	11-0	12	102	8.5	0	14
<b>Totals</b>	<b>15-0</b>	<b>12</b>	<b>102</b>	<b>8.5</b>	<b>0</b>	<b>14</b>



**B.J. DUBOSE**

• DE, 6-4, 240. Fr.  
• Oakland Park, Fla. (Northeast)

**#90**

**Louisville:** Versatile lineman who worked way into defensive line rotation as season progressed ... made first start at Cincinnati.

**2011:** Emerged as a defensive force on the line ... appeared in all 12 games as a true freshman and made three starts ... tied for fourth amongst defensive linemen with 19 tackles ... fifth on the team with two sacks ... also has three tackles for loss ... made two solo stops at USF ... added one solo stop at Connecticut and against Pittsburgh ... had two tackles in win against Rutgers ... had career day in first start at Cincinnati responding with a career-high six tackles and first two collegiate sacks ... had one stop at North Carolina and at Kentucky ... made an impact right away with four tackles in season-opener against Murray State.

**Northeast High School:** Three-star prospect by Rivals.com ... ranked 24th in the Rivals.com poll of best strongside defensive ends and was 64th in the Rivals.com Florida postseason top 100 ... recorded 60 tackles to go along with 11 sacks as a senior ... pass rush specialist ... notched 55 tackles 11 sacks and three forced fumbles as a junior en route to third-team All-State accolades.

#### 2011 Highs

Total Tackles - 6 at Cincinnati

Solo Tackles - 4 at Cincinnati

Assisted Tackles - 2 at Cincinnati

Tackles for Loss - 2.0 at Cincinnati

Sacks - 2.0 at Cincinnati

#### 2011 Game-By-Game Statistics

Opponent	S	A	T	TFL	Sacks	FR	FF	Int	PB
Murray State	3	1	4	0-0	0-0	0-0	0	0-0	0
FIU	0	0	0	0-0	0-0	0-0	0	0-0	0
Kentucky	0	1	1	0.5-1	0-0	0-0	0	0-0	0
Marshall	0	0	0	0-0	0-0	0-0	0	0-0	0
North Carolina	1	0	1	0-0	0-0	0-0	0	0-0	0
Cincinnati	4	2	6	2.0-9	2.0-9	0-0	0	0-0	0
Rutgers	2	0	2	0-0	0-0	0-0	0	0-0	0
Syracuse	0	1	1	0.5-1	0-0	0-0	0	0-0	0
West Virginia	0	0	0	0-0	0-0	0-0	0	0-0	0
Pittsburgh	1	0	1	0-0	0-0	0-0	0	0-0	0
Connecticut	1	0	1	0-0	0-0	0-0	0	0-0	0
USF	2	0	2	0-0	0-0	0-0	0	0-0	0

#### Career Statistics

Year	GP	S	A	T	TFL	Sacks	FR	INT	PB
2011	12-3	14	5	19	3.0-11	2.0-9	0-0	0-0	0
<b>Totals</b>	<b>12-3</b>	<b>14</b>	<b>5</b>	<b>19</b>	<b>3.0-11</b>	<b>2.0-9</b>	<b>0-0</b>	<b>0-0</b>	<b>0</b>



**BRANDON DUNN**

• DT, 6-3, 285, So.  
• Louisville, Ky. (Pleasure Ridge Park)

**#92**

**Louisville:** Big, physical defensive tackle ... played with good leverage, but is still learning the position at the collegiate level. ... will continue to get better with more experience.

**2011:** Slowed by injuries to start the season ... appeared in 11 games making eight starts ... totaled 15 tackles and has 1.5 tackles for loss ... tied career-high with three tackles at USF and added a tackle for loss ... made two tackles against Syracuse and Rutgers ... tied season-high with three stops against Cincinnati ... had one tackle at North Carolina and at home against Marshall ... added three assisted tackles in win at Kentucky ... made first appearance of season against FIU

**2010:** Played in 11 games at defensive tackle ... recorded 14 total tackles from his defensive tackle position ... had two stops against Rutgers ... started versus USF and tallied three solo stops ... had two solo stops and one assisted tackle in a start versus Syracuse ... totaled three tackles, two of which were solo stops versus Pittsburgh ... earned first career start and had an assisted stop versus UConn ... saw first collegiate action on the field against Kentucky.

**PRP High School:** Played for Jason Hiser at Pleasure Ridge Park High School in Louisville ... rated a three-star recruit by Rivals.com ... played both defensive end and defensive tackle on defense and played offensive tackle on the other side of the football ... was a three-year starter and team captain on the PRP squad ... team fell in the first round of the playoffs in 2009 ... can play defensive tackle or end at the college level ... been timed at 4.95 in the 40-yard dash ... selected as PRP's Most Valuable Player in 2009 ... named the team's Best Offensive Lineman in 2009 and the squad's top Defensive Lineman in 2008 ... two-star prospect by Scout.com and the 10th-best prospect in the state of Kentucky ... physical tools to be a good prospect on either side of the ball at the next level ... recorded 65 tackles and a remarkable 16 sacks as a senior, including 30 solo tackles ... registered 50 tackles and 16 sacks during

his junior season ... guided PRP to the state semifinals in 2008 ... two-time All-District selection ... averaged 10.0 rebounds per game on the hardwood at PRP.

**Personal:** Son of Terrie Dunn and Bryant Robinson ... born 9/5/92 ... sports administration major.

### Career Highs

Total Tackles - 3 six times, last at USF, 2011

Solo Tackles - 3 vs USF, 2010; at USF, 2011

Assisted Tackles - 3 at Kentucky, 2011

Tackles for Loss - 1.0 at USF, 2011

Sacks - 0

### 2011 Game-By-Game Statistics

Opponent	S	A	T	TFL	Sacks	FR	FF	Int	PB
Murray State	DNP								
FIU	0	0	0	0-0	0-0	0-0	0	0-0	0
Kentucky	0	3	3	0-0	0-0	0-0	0	0-0	0
Marshall	0	1	1	0-0	0-0	0-0	0	0-0	0
North Carolina	0	1	1	0-0	0-0	0-0	0	0-0	0
Cincinnati	1	2	3	0.5-1	0-0	0-0	0	0-0	0
Rutgers	1	1	2	0-0	0-0	0-0	0	0-0	0
Syracuse	0	2	2	0-0	0-0	0-0	0	0-0	0
West Virginia	0	0	0	0-0	0-0	0-0	0	0-0	0
Pittsburgh	0	0	0	0-0	0-0	0-0	0	0-0	0
Connecticut	0	0	0	0-0	0-0	0-0	0	0-0	0
USF	3	0	3	1.0-3	0-0	0-0	0	0-0	0

### 2010 Game-By-Game Statistics

Opponent	S	A	T	TFL	Sacks	FR	FF	Int	PB
Kentucky	0	0	0	0-0	0-0	0-0	0	0-0	0
E. Kentucky	0	0	0	0-0	0-0	0-0	0	0-0	0
Oregon St.	0	1	1	0-0	0-0	0-0	0	0-0	0
Arkansas St.	DNP								
Memphis	DNP								
Cincinnati	0	0	0	0-0	0-0	0-0	0	0-0	0
Connecticut	0	1	1	0-0	0-0	0-0	0	0-0	0
Pittsburgh	2	1	3	0-0	0-0	0-0	0	0-0	0
Syracuse	2	1	3	0-0	0-0	0-0	0	0-0	0
USF	3	0	3	0-0	0-0	0-0	0	0-0	0
WVU	1	0	1	0-0	0-0	0-0	0	0-0	0
Rutgers	1	1	2	0-0	0-0	0-0	0	0-0	0
Southern Miss	0	0	0	0-0	0-0	0-0	0	0-0	0

### Career Statistics

Year	GP	S	A	T	TFL	Sacks	FR	FF	PB
2010	11-4	9	5	14	0-0	0-0	0-0	0	0
2011	11-8	5	10	15	1.5-4	0-0	0-0	0	0
<b>Totals</b>	<b>22-12</b>	<b>14</b>	<b>15</b>	<b>29</b>	<b>1.5-4</b>	<b>0-0</b>	<b>0-0</b>	<b>0</b>	<b>0</b>



**MIKE EVANS**

- CB, 5-10, 188, Sr.
- Bellflower, Calif. (Nevada)

**#33**

**Louisville:** Stepped in at safety and played a lot in nickel situations ... helped fill a void in the secondary ... will be a larger contributor this season.

**2011:** Stepped up in the secondary ... has seen action in every game ... ranks fourth on team with 48 tackles ... second on team with two interceptions ... also has 2.5 tackles for loss ... made three solo tackles at USF ... recorded two tackles at Connecticut and against Pittsburgh ... made career-high nine stops at West Virginia ... added five tackles in win against Syracuse and four during win versus Rutgers ... made six tackles at Cincinnati and returned an interception 63 yards for a touchdown ... had seven stops versus FIU.

**2010:** Appeared in 11 games, making three starts ... recorded 20 tackles, including 13 solo stops ... notched four tackles in the bowl win over Southern Mississippi ... credited with five tackles and a sack in the regular-season finale versus Rutgers ... registered five tackles and a career-best two sacks against West Virginia ... totaled three tackles on the road at Arkansas State ... started in his UofL debut versus Kentucky.

**Nevada:** Played 11 games in 2008 and then blew out his knee ... recorded 30 tackles, including 23 solo stops ... registered three pass break-ups.

**El Camino Junior College:** Played one season at El Camino College in Torrance, Calif. ... helped team to an undefeated league-championship season ... won the team's Freshman Most Valuable Player award.

**Compton High School:** A graduate of Carson (Calif.) High School, he played football at Compton (Calif.) High School ... was a three-year letterwinner in football ... was a two-time all-league selection ... recorded more than 100 tackles and six interceptions.

**Personal:** Son of Victoria and Nate Evans ... born 9/29/89 ... sports administration major.

### Career Highs

Total Tackles - 9 at West Virginia, 2011

Solo Tackles - 6 vs FIU, at West Virginia, 2011

Assisted Tackles - 4 at Cincinnati, 2011

Tackles for Loss - 2 vs WVU, 2010

Sacks - 2 vs WVU, 2010

Interceptions - 1 vs Murray State, at Cincinnati, 2011

Interception Return TDs - 1 at Cincinnati, 2011

### 2011 Game-By-Game Statistics

Opponent	S	A	T	TFL	Sacks	FR	FF	Int	PB
Murray State	4	1	5	0-0	0-0	0-0	0	1-0	0
FIU	6	1	7	0-0	0-0	0-0	0	0-0	0
Kentucky	2	1	3	0-0	0-0	0-0	0	0-0	0
Marshall	2	0	2	0-0	0-0	0-0	0	0-0	0
North Carolina	0	0	0	0-0	0-0	0-0	0	0-0	0
Cincinnati	2	4	6	1.5-3	0-0	0-0	0	1-63	1
Rutgers	3	1	4	0-0	0-0	0-0	0	0-0	0
Syracuse	3	2	5	1.0-1	0-0	0-0	0	0-0	0
West Virginia	6	3	9	0-0	0-0	1-0	0	0-0	1
Pittsburgh	1	1	2	0-0	0-0	0-0	0	0-0	0
Connecticut	0	2	2	0-0	0-0	0-0	0	0-0	1
USF	3	0	3	0-0	0-0	0-0	0	0-0	0

### Career Statistics

Year	GP	S	A	T	TFL	Sacks	FR	FF	INT	PB
2010	11-3	15	10	25	4.0-26	3.0-21	0-0	0	0-0	2
2011	12-5	32	16	48	2.5-4	0-0	1-0	0	2-63	3
<b>Totals</b>	<b>23-8</b>	<b>47</b>	<b>26</b>	<b>73</b>	<b>6.5-30</b>	<b>3.0-21</b>	<b>1-0</b>	<b>0</b>	<b>2-63</b>	<b>5</b>




**TERRELL  
FLOYD**

• CB, 5-10, 170, Fr.  
• Fort Pierce, Fla. (Port St. Lucie)

**#19**

**Louisville:** Solid cornerback who added depth to thin secondary... has stepped in as a true freshman and showed promise for the future.

**2011:** Appeared in 10 games as a true freshman and made three starts ... tallied 12 tackles and one tackle for loss ... Did not play against USF ... made three stops and notched first tackle for loss against Pittsburgh ... added a stop in win versus Rutgers ... had two tackles at Cincinnati ... erupted for career-high five tackles at North Carolina ... made first start against the Tar Heels.

**Port St. Lucie High School:** Played safety in high school, but could play both cornerback and safety ... rated a three-star player by Scout.com and the 67th-best cornerback ... rated a three-star player by Rivals.com, and is ranked as the No. 71 overall athlete in the state Florida and the No. 99 overall player in Florida ... recorded more than 50 tackles and one interception as a senior ... played in the 17th annual Outback Bowl for high school All-Stars ... recorded 70 tackles and recovered two fumbles as a junior ... also tallied four interceptions ... has been clocked at 4.59 seconds in the 40-yard dash ... ran track where he ran a 22.3 in the 200-meter as a junior that was good for fifth in his region.

#### 2011 Highs

Total Tackles - 5 at North Carolina

Solo Tackles - 3 at North Carolina, vs Pittsburgh

Assisted Tackles - 2 at North Carolina

Tackles for Loss - 1.0 vs Pittsburgh

Sacks - 0

Interceptions - 0

#### 2011 Game-By-Game Statistics

Opponent	S	A	T	TFL	Sacks	FR	FF	Int	PB
Murray State	0	0	0	0-0	0-0	0-0	0	0-0	0
FIU	DNP								
Kentucky	1	0	1	0-0	0-0	0-0	0	0-0	0
Marshall	0	0	0	0-0	0-0	0-0	0	0-0	0
North Carolina	3	2	5	0-0	0-0	0-0	0	0-0	0
Cincinnati	1	1	2	0-0	0-0	0-0	0	0-0	0
Rutgers	1	0	1	0-0	0-0	0-0	0	0-0	0
Syracuse	0	0	0	0-0	0-0	0-0	0	0-0	0
West Virginia	0	0	0	0-0	0-0	0-0	0	0-0	0
Pittsburgh	3	0	3	1.0-1	0-0	0-0	0	0-0	0
Connecticut	0	0	0	0-0	0-0	0-0	0	0-0	0
USF	DNP								

#### Career Statistics

Year	GP	S	A	T	TFL	Sacks	FR	FF	INT	PB
2011	10-3	9	3	12	1.0-1	0-0	0-0	0	0-0	0
<b>Totals</b>	<b>10-3</b>	<b>9</b>	<b>3</b>	<b>12</b>	<b>1.0-1</b>	<b>0-0</b>	<b>0-0</b>	<b>0</b>	<b>0-0</b>	<b>0</b>


**MICHAEL  
LEE  
HARRIS**

• WR, 6-0, 198, r-Fr.  
• Miami, Fla. (Northwestern)

**#2**

**Louisville:** Playmaker who missed all of last season with an MCL injury and missed most of this spring with the same injury ... was going to impact the wide receiver position before getting injured ... ran good routes and showed an ability to make the big play ... Exploded onto the scene in 2011.

**2011:** Emerged as a go-to receiver ... started all 12 games ... tied for third all-time in receptions and ranks fifth in passing yards amongst freshmen wide receivers in school history ... leads the team with 37 receptions and 455 yards ... tied for second on team with two receiving touchdowns ... averaging 12.3 yards per reception ... hauled in two passes for 17 yards in win at USF ... recorded a reception in 11th-straight game at Connecticut ... finished with three receptions for 28 yards against the Huskies ... added four receptions for 38 yards versus Pittsburgh ... added 44-yard reception on second play of win against Syracuse ... finished with career-best 96 yards against the Orange ... scored second touchdown in win against Rutgers ... caught first touchdown pass versus FIU ... finished with 79 yards in loss to FIU ... had a 37-yard reception in season-opener versus Murray State.

2010: Sat out the entire season due to injury.

**Northwestern High School:** One of the most complete wide receivers in this class ... catches the ball with his hands and runs great routes ... played for William Rolle at Northwestern High School ... rated as four-star wide receiver prospect ... ranked as the 121st-best player in the country and the 13th-best wide receiver ... rated as the 19th-best player in the state of Florida ... ranked 21st on the Rivals.com 250 list ... rated as the 30th-best player nationally by Scout.com ... ranked No. 99 in the Sentinel's Florida Top 100 ... is rated the No. 28 prospect in Florida by SunStateFootball.com ... chosen to play in the Dade vs. Broward County All-Star Game ... had seven touchdown catches for 10-2 Northwestern as a senior ... caught 30 passes for 533 yards and six touchdowns as junior ... led his team to the 6-A state title.

**Personal:** Son of Ruthie Harris ... born 7/26/92 ... communications major.

#### 2011 Game-By-Game Statistics

Opponent	Rec	Yds	TD	Lg
Murray State	1	37	0	37
FIU	6	79	1	24
Kentucky	2	7	0	4
Marshall	4	34	0	15
North Carolina	3	26	0	16
Cincinnati	4	39	0	20
Rutgers	2	38	1	20
Syracuse	4	96	0	44
West Virginia	2	16	0	9
Pittsburgh	4	38	0	15
Connecticut	3	28	0	11
USF	2	17	0	9

#### Career Statistics

Year	GP	Rec	Yds	Avg.	TD	Lg
2011	12-12	37	455	12.3	2	44
<b>Totals</b>	<b>12-12</b>	<b>37</b>	<b>455</b>	<b>12.3</b>	<b>2</b>	<b>44</b>



**DEXTER  
HEYMAN**

• LB, 6-3, 239, Sr.  
• Louisville, Ky. (Male)

**#46**

**Louisville:** Coming off a very productive spring ... has shown the ability to be a team leader ... will be counted on to be the leader of the defense ... made big strides at the linebacker position ... stepped in and made plays against the run ... moved to the middle ... emerged as defensive playmaker from the beginning of the season onward.

**2011:** Namd BIG EAST Defensive Player of the Week on Sept. 19 and Nov. 21 ... started all 12 games ... had at least 0.5 tackles for loss in 10 games ... one tackle away from 150 for career ... leads the team with 83 tackles ... also leads the team with 15.5 tackles for loss and three interceptions ... second on tied for third on team with four sacks ... has forced one fumble ... added six tackles and a tackle for loss at USF ... notched 3.5 tackles for loss and third interception of season in win over Connecticut ... had nine tackles versus Pittsburgh ... added 2.5 tackles for loss against Syracuse ... had seven stops at Cincinnati ... tied career-high with 12 tackles in win over Kentucky ... added two tackles for loss in second straight game against the Wildcats ... had two tackles for loss and a sack against FIU ... started off season with a bang, finishing with 12 tackles, 1.5 tackles for loss and an interception in win against Murray State.

**2010:** Appeared in all 13 games, making nine starts ... recorded a career-high 48 tackles ... had four tackles, included an assisted sack for a loss of five yards against Rutgers ... had four solo stops, including a tackle for a loss of two yards against West Virginia ... totaled five tackles, including a sack for a two-yard loss versus USF ... recorded four solo stops against Memphis ... registered a career-high 13 tackles 10 of which were solo and earned third start of the season in a 34-24 win over Arkansas State ... earned the start and recorded four tackles and one pass breakup against Oregon State ... earned first start of the season and totaled five tackles, four of which were solo stops in a win over Eastern Kentucky ... also had first career sack.

**2009:** Finished with two tackles and a pass break-up at USF ... did not play against Syracuse ... finished with two tackles at Cincinnati ... did not play at UConn ... played but did not have a tackle against Southern Miss ... had one tackle against Pitt ... played but did not register a stat at Utah ... did not play at Kentucky ... finished with two tackles, including 1.5 for loss in the Cards' season-opener. Also recovered a fumble in the win over Indiana State.

**2008:** Appeared in eight games, making one start ... recorded 10 total tackles ... was replaced a lot in nickel situations ... did not play against West Virginia or Syracuse ... recorded career-high three tackles and one fumble recovery against Connecticut ... had one tackle and broke up one pass against Kansas State ... did not play against Tennessee Tech ... started at LB in first career game with a pair of solo tackles against UK.

**Male High School:** Played for Bob Redman at Male High School ... rated the No. 36 defensive end and a three-star prospect by Scout.com ... played defensive end, linebacker, wide receiver and running back ... timed at 4.5 in the 40-yd dash ... ranked as the fifth-best prospect in the state of the Kentucky and the 64th-best outside linebacker by Rivals ... rated the No. 42 prospect on Scout.com's Midwest Top 100 list ... selected first-team Courier-Journal All-State ... voted first team All-Metro and All-County ... earned All-Area honors ... forced six fumbles and recovered three ... selected to the All-Southern Football Team ... named first team All-State ... rated as one of the top 50 defensive ends ... selected first team Associated Press All-State ... member of Kentucky's preseason Tremendous 26 ... an outstanding basketball player ... McDonald's All-American candidate in the state of Kentucky ... led his team

to a championship at the King of the Bluegrass.

**Personal:** Son of Earl Dickerson ... born 10/16/89 ... political science major.

### Career Highs

Total Tackles - 13 at Arkansas St, 2010

Solo Tackles - 10 at Arkansas St, 2010

Assisted Tackles - 8 at Kentucky, 2011

Tackles for Loss - 3.5 at Connecticut, 2011

Sacks - 1 vs USF, 2010; vs FIU, 2011; at North Carolina, vs Syracuse, at Connecticut, 2011

Forced Fumbles - 1 at Kentucky, 2011

Interceptions - 1 vs Murray State, vs Rutgers, at Connecticut, 2011

### 2011 Highs

Total Tackles - 12 vs Murray State

Solo Tackles - 8 vs Murray State, vs Pittsburgh

Assisted Tackles - 8 at Kentucky

Tackles for Loss - 3.5 at Connecticut

Sacks - 1.0 vs FIU; at North Carolina, vs Syracuse, at Connecticut

Forced Fumbles 1 at Kentucky

Interceptions - 1 vs Murray State, vs Rutgers, at Connecticut

### 2011 Game-By-Game Statistics

Opponent	S	A	T	TFL	Sacks	FR	FF	Int	PB
Murray State	8	4	12	1.5-4	0-0	0-0	1-5	0	
FIU	4	2	6	2.0-13	1.0-12	0-0	00-00		
Kentucky	4	8	12	2.0-1	0-0	0-1	0-0	0	
Marshall	2	2	4	0.5-1	0-0	0-0	0-0	0	
North Carolina	5	0	5	1.0-3	1.0-30	00-0	0-0	0	
Cincinnati	6	1	7	0-0	0-0	0-0	0-0	0	
Rutgers	3	2	5	0.5-1	0-0	0-0	1-8	0	
Syracuse	3	1	4	2.5-14	1.0-90	00-0	0-0	0	
West Virginia	3	3	6	0-0	0-0	0-0	0-0	1	
Pittsburgh	8	1	9	1.0-1	0-0	0-0	0-0	0	
Connecticut	4	3	7	3.5-17	1.0-70	00-1	1-5	0	
USF	2	4	6	1.0-3	0-0	0-0	00-00		

### 2010 Game-By-Game Statistics

Opponent	S	A	T	TFL	Sacks	FR	FF	Int	PB
Kentucky	0	0	0	0-0	0-0	0-0	0-0	0	
E. Kentucky	3	2	5	0.5-2	0.5-20	00-0	0-0	0	
Oregon St.	1	3	4	0-0	0-0	0-0	0-0	1	
Arkansas St.	10	3	13	0-0	0-0	0-0	0-0	0	
Memphis	4	0	4	0-0	0-0	0-0	0-0	0	
Cincinnati	2	0	2	0-0	0-0	0-0	0-0	1	
Connecticut	0	0	0	0-0	0-0	0-0	0-0	0	
Pittsburgh	0	1	1	0-0	0-0	0-0	0-0	0	
Syracuse	2	0	2	0-0	0-0	0-0	0-0	0	
USF	3	5	1.0-2	1.0-2	0-0	00-00			
WVU	4	0	4	1.0-2	0-0	0-0	0-0	0	
Rutgers	1	3	4	1.0-6	0.5-50	00-0	0-0	0	
Southern Miss	2	2	4	1-2	0-0	0-0	0-0	0	

### Career Statistics

Year	GP	S	A	T	TFL	Sacks	FR	INT	PB
2008	8-1	7	3	10	1.0-10	01-0	0-0	1	
2009	9-0	4	4	8	2.0-40	01-0	0-0	1	
2010	13-9	31	17	48	4.5-142	0-9	0-0	0-0	2
2011	12-12	52	31	83	15.5-584	0-31	0-0	3-18	1
<b>Totals</b>	<b>42-22</b>	<b>94</b>	<b>55</b>	<b>149</b>	<b>23.0-776</b>	<b>0-40</b>	<b>2-0</b>	<b>3-18</b>	<b>5</b>



**KAMAL  
HOGAN**

• RB, 5-11, 209, r-fr.  
• Montvale, N.J. (St. Joseph's)

**#30**

**Louisville:** Sat out the 2009 season due to a medical condition ... showed an ability to run hard in fall camp before an injury limited him for the rest of the season ... will compete at running back this spring ... will look to compete on special teams and provide depth at running back.

**2011:** Appeared in 11 games on special teams ... had one rush for one yard versus Syracuse ... carried one time for 11 yards at North Carolina ... had only tackle of season at Kentucky.

**2010:** Appeared in 12 games, mainly on special teams ... carried three times for one yard ... rushed three times for a yard in a 56-0 win over Memphis, including a long run of seven yards.

2009: Red-shirted.

**St. Joseph's High School:** Played for Tony Karcich at St. Joseph's Regional High School in Montvale, N.J ... three-star prospect by Scout.com ... has a good combination of speed, size and good hands ... ranked as the 45th-best running back by Scout.com and the 19th in the state ... ranked as the 32nd-best back by Rivals.com ... rated as the sixth-best player in the state of New Jersey ... considered one of the top running backs on the East Coast ... signed with teammate Kai Dominguez ... versatile running back with 4.5 speed ... propelled St. Joes Montvale (NJ) to an 11-1 record and state championship victory over Immaculata (NJ) ... recorded five 100-yard rushing games ... rushed 16 times for 129 yards and one touchdown in a win over DePaul ... was rewarded with 1st Team All- NNJIL honors ... finished his senior season with 950 yards rushing and 11 touchdowns ... also had four receiving touchdowns ... power back who earned 711 yards and 10 touchdowns on a limited amount of carries as a junior.

**Personal:** Son of Kimberly Pollard and Dorien Hogan ... born 5/7/92 ... communications major.



**SHENARD  
HOLTON**

• S, 6-1, 187, Jr.  
• Bowling Green, Ky. (Warren East)

**#36**

**Louisville:** Developed into a playmaker and a sure-handed tackler in the secondary ... took over as the starter after the first game of the 2010 season ... continues to get better with experience.

**2011:** Ranks ninth on the team with 26 tackles ... has added 1.5 tackles for loss and 0.5 sacks ... did not play at USF ... returned to action against Connecticut and finished with one tackle ... did not play against Pittsburgh, West Virginia, Syracuse and Rutgers ... added four tackles in loss at Cincinnati ... had five stops at North Carolina ... finished with six tackles and 0.5 sacks versus Marshall ... had four tackles against FIU and Murray State.

**2010:** Finished second on the team in tackles with a career-best 74 ... played in 13 games, making 11 starts ... recorded nine tackles in the bowl win over Southern Mississippi ... had a team-high eight tackles in a win over Rutgers ... finished second on the team with seven stops (five solo, two assisted) in a win over Syracuse. ... had five tackles, including lone solo stop for a loss of two yards against Pitt ... recorded five tackles, four of which were solo stops in a shutout win over Connecticut ... tied for second-most tackles on the team with six in a loss to Cincinnati ... credited with six tackles - four solo - and first career interception against Arkansas State ... made five solo and two assisted stops versus Oregon State ... made first career start and finished with four tackles against Eastern Kentucky ... led the team with a career-high nine tackles, eight of which were solo stops versus Kentucky.

**Warren East High School:** Played for Ben Bruni at Warren East High School ... four-year starter ... ranked as the 10th-best prospect by Rivals.com in the state of Kentucky ... starred on both sides of the ball for the Raiders ... first Warren East prospect to sign a Division I National-Letter-of-Intent since 1997 ... became just the school's second first-team All-State selection and the first since defensive end Greg Worthington was honored in 1977 ... played linebacker and running back ... three-time All-Sky Conference selection and was a two-time All-State selection ... named first team All-State by the Louisville Courier-Journal ... was also first team All-State by Bluegrasspreps.com ... selected to the Associated Press All-State team ... finished his career with 2,363 yards and 41 touchdowns ... totaled 97 tackles, seven tackles for a loss, three interceptions and two sacks on defense during his senior season ... rushed for 1,312 yards and 18 touchdowns on 8.4 yards a carry ... recorded 116 tackles, four interceptions and two fumble recoveries on defense as a junior ... rushed 115 times for 712 yards and 13 touchdowns as a junior.

**Personal:** Son of April Worth and Ebrima Barra ... born 12/20/90 ... undecided major.

#### **Career Highs**

Total Tackles - 9 twice, last at Rutgers, 2010  
Solo Tackles - 8 vs Kentucky, 2010  
Assisted Tackles - 4 at Pittsburgh, 2010  
Tackles for Loss - 1 twice, last at Pittsburgh, 2010  
Sacks - 0.5 vs Marshall, 2011  
Interceptions - 1 at Arkansas St, 2010

#### **2011 Highs**

Total Tackles - 6 vs Marshall  
Solo Tackles - 4 vs Marshall  
Assisted Tackles - 2 vs Marshall, at North Carolina, at Cincinnati  
Tackles for Loss - 0.5 vs Marshall, at North Carolina, at Cincinnati  
Sacks - 0.5 vs Marshall



### 2011 Game-By-Game Statistics

Opponent	S	A	T	TFL	Sacks	FR	FF	Int	PB
Murray State	3	1	4	0-0	0-0	0-0	0	0-0	1
FIU	3	1	4	0-0	0-0	0-0	0	0-0	0
Kentucky	1	1	2	0-0	0-0	0-0	0	0-0	0
Marshall	4	2	6	0.5-3	0.5-3	0-0	0	0-0	0
North Carolina	3	2	5	0.5-0	0-0	0-0	0	0-0	0
Cincinnati	2	2	4	0.5-1	0-0	0-0	0	0-0	0
Rutgers	DNP								
Syracuse	DNP								
West Virginia	DNP								
Pittsburgh	DNP								
Connecticut	0	1	1	0-0	0-0	0-0	0	0-0	0
USF	DNP								

### 2010 Game-By-Game Statistics

Opponent	S	A	T	TFL	Sacks	FR	FF	Int	PB
Kentucky	8	1	9	1.0-6	0-0	0-0	0	0-0	0
E. Kentucky	2	2	4	0-0	0-0	0-0	0	0-0	0
Oregon St.	5	2	7	0-0	0-0	0-0	0	0-0	1
Arkansas St.	4	2	6	0-0	0-0	0-0	0	1-0	0
Memphis	2	1	3	0-0	0-0	0-0	0	0-0	0
Cincinnati	6	0	6	0-0	0-0	0-0	0	0-0	0
Connecticut	4	1	5	0-0	0-0	0-0	0	0-0	0
Pittsburgh	1	4	5	1.0-2	0-0	0-0	0	0-0	0
Syracuse	5	2	7	0-0	0-0	0-0	0	0-0	0
USF	1	1	2	0-0	0-0	0-0	0	0-0	0
WVU	3	0	3	0-0	0-0	0-0	0	0-0	0
Rutgers	6	2	8	0-0	0-0	0-0	0	0-0	0
Southern Miss	7	2	9	0-0	0-0	0-0	0	0-0	0

### Career Statistics

Year	GP	S	A	T	TFL	Sacks	FR	FF	Int	PB
2009	8-0	1	1	2	0-0	0-0	0-0	0	0-0	1
2010	13-11	54	20	74	2.0-8	0-0	0-0	0	1-0	1
2011	7-6	16	10	26	1.5-4	0.5-3	0-0	0	0-0	1
<b>Totals</b>	<b>28-17</b>	<b>71</b>	<b>31</b>	<b>102</b>	<b>3.5-12</b>	<b>0.5-3</b>	<b>0-0</b>	<b>0</b>	<b>1-0</b>	<b>3</b>



**ANDREW  
JOHNSON**

• CB, 5-10, 178, Fr.  
• Miami, Fla. (Southridge)

**#15**

**Louisville:** Highly-touted cornerback who will make an immediate impact to a thin secondary ... has the skills to play right away.

2011: Has made eight starts, including one in first collegiate game against Murray State ... has returned to full health after being injured against Kentucky ... tied for 10th on the team with 24 tackles ... had notched 17 solo stops ... third on the team with four pass breakups ... added one tackle at USF ... had five tackles at Connecticut ... added two stops versus Pittsburgh ... had huge day at West Virginia ... finished with six tackles and returned a blocked field goal 82 yards for a touchdown ... had four stops against Syracuse ... made two stops against FIU and Kentucky ... added a pass breakup in college debut versus Murray State.

**Southridge High School:** One of the top cornerbacks in Dade County and Florida ... solid man-to-man defender ... originally committed to Ole Miss ... been timed in the 100-meter run at 11.1 ... played for Patrick Burrows at Southridge High School ... rated 100th-best prospect by SunState.com ... rated by Mike Bakas as the 81st-best prospect in Florida ... rushed nine times for 128 yards and two scores in a win over Braddock in the first round of the playoffs ... returned a punt 70 yards for a touchdown in a win over Homestead ... rushed 19 times for 252 yards and three scores in a win over Ferguson ... caught eight passes for 119 yards against South Miami ... ranked 275th on Tom Lemming's recruiting list ... four-star prospect by Rivals.com with a rating of 5.8 ... rated a three-star prospect and the 45th-best player by Scout.com ... ranked as 23rd-best cornerback by Rivals.com and 41st in the Rivals.com Florida Postseason Top 100 for the class of 2011 ... named 6A first team All-Dade County ... played in the South Florida All-Star game, recording an interception ... recorded three interceptions during his senior season ... didn't play much defense as a senior, registered more than 2,500 all-purpose yards and scored 19 touchdowns, while playing quarterback, wide receiver and running back ... member of the BadgerSport Elite 7-on-7 National Championship team ... selected second-team All-Dade County for his play at defensive back during his junior season ... led Dade County with seven interceptions, returning three for touchdowns ... also recorded 56 tackles and four sacks.

### 2011 Game-By-Game Statistics

Opponent	S	A	T	TFL	Sacks	FR	FF	Int	PB
Murray State	0	0	0	0-0	0-0	0-0	0	0-0	1
FIU	2	0	2	0-0	0-0	0-0	0	0-0	0
Kentucky	2	0	2	0-0	0-0	1-0	0	0-0	0
Marshall	DNP								
North Carolina	DNP								
Cincinnati	0	1	1	0-0	0-0	0-0	0	0-0	0
Rutgers	1	0	1	0-0	0-0	0-0	0	0-0	0
Syracuse	3	1	4	0.5-1	0-0	0-0	0	0-0	0
West Virginia	5	1	6	0-0	0-0	0-0	0	0-0	0
Pittsburgh	2	0	2	0-0	0-0	0-0	0	0-0	0
Connecticut	1	4	5	1.0-2	0-0	0-0	0	0-0	2
USF	1	0	1	0-0	0-0	0-0	0	0-0	1

### Career Statistics

Year	GP	S	A	T	TFL	Sacks	FR	INT	PB
2011	10-8	17	7	24	1.5-3	0-0	1-0	0-0	4
<b>Totals</b>	<b>10-8</b>	<b>17</b>	<b>7</b>	<b>24</b>	<b>1.5-3</b>	<b>0-0</b>	<b>1-0</b>	<b>0-0</b>	<b>4</b>



**RYAN  
KESSLING**

- OT, 6-5, 304, Sr.
- Tallahassee, Fla. (Chiles)

**#75**

**Louisville:** Emerged this spring as the starter at offensive tackle ... played a lot during "Wildcard" formations last season ... has gotten stronger and improved his feet ... gives the Cardinals some experience on the offensive line.

**2011:** Started every game at right tackle ... one of three linemen to start each game.

**2010:** Played in all 13 games at offensive tackle ... often used as an extra blocker in short-yardage situations and in "Wildcard" formations.

**2009:** Didn't see game action.

**2008:** Appeared in 12 games on special teams ... served on the field goal unit.

**2007:** Red-shirted.

**Chiles High School:** Played for Jodie Sprenkle at Chiles High School ... two-year starter at offensive tackle ... started 20 straight games at offensive tackle ... earned third team All-State honors ... voted first team All-Big Bend ... graded out at over 80 percent and recorded 29 pancake blocks ... named the team's Offensive Lineman of the Year ... selected All-District ... averaged an 82 percent grade as a junior ... registered 26 pancake blocks ... wrestled as a junior ... had a 15-10 record ... took sixth-place at the Regional Tournament ... selected to play in the Total Sport Images.com and the Max Emfinger All-Star Games.

**Personal:** Son of Kristi and Paul Kessling ... born 4/27/88 ... justice administration major.



**ALEX  
KUPPER**

- OL, 6-3, 295, Jr.
- Louisville, Ky. (Trinity)

**#66**

**Louisville:** Coming off a solid spring where he received much-needed snaps at center ... former walk-on who has worked hard to earn a scholarship and competed for a starting job somewhere on the offensive line.

**2011:** Started the season at center filling in for the injured Mario Benavides ... was the center for three games before moving over to left tackle ... one of three linemen to start every game.

**2010:** Saw action in eight games ... earned his first career start at center in Louisville's 34-24 win over Arkansas State.

**2009:** Didn't see game action.

**2008:** Red-shirted.

**Trinity High School:** Played for Bob Beatty at Trinity High School ... earned All-State accolades as a senior ... two-way player ... played in the Kentucky-Tennessee All-Star game ... guided Trinity to three state championships.

**Personal:** Son of Vicki and Don Kupper ... born 2/14/90...biology major.



**LORENZO  
MAULDIN**

- TE/DE, 6-4, 225, Fr.
- Atlanta, Ga. (Maynard Jackson)

**#94**

**Louisville:** Versatile player who can make an impact in a variety of roles ... moved from defensive end to tight end during fall camp ... moved back to defensive line prior to Connecticut game to add depth.

**2011:** Appeared in all 12 games ... has five tackles on the season ... added an assisted tackle at USF ... made second straight start against the Bulls ... made first start at Connecticut and had one assist tackle and 0.5 tackles for loss ... appeared in previous 10 games on special team and saw limited action at tight end.

**Maynard Jackson High School:** Late signee to the recruiting class ... played for Eric Williams at Maynard Jackson High School ... named to Class AA All-State Team ... three-star prospect by Rivals.com ... rated as the 82nd-best player in Georgia ... 67th-best defensive end by ESPN.com ... 133rd-best defensive end by Scout.com ... chose Louisville over Kentucky, Middle Tennessee, South Alabama, South Carolina and Troy ... originally committed to South Carolina.

#### Career Statistics

Year	GP	S	A	T	TFL	Sacks	FR	FF	Int.
2011	12-2	1	4	5	0.5-0	0-0	0-0	0	0-0
<b>Totals</b>	<b>12-2</b>	<b>1</b>	<b>4</b>	<b>5</b>	<b>0.5-0</b>	<b>0-0</b>	<b>0-0</b>	<b>0</b>	<b>0-0</b>



**JOHN  
MILLER**

- OG, 6-2, 295, Fr.
- Miami, Fla. (Central)

**#70**

**Louisville:** Talented, aggressive offensive guard who made an impact right away ... had the tools to step in and start right away as a true freshman ... one of a handful of true freshmen to start on the offensive line in the FBS.

**2011:** Has made six straight starts at left guard ... has started nine games overall ... returned to action at Cincinnati after missing Marshall and North Carolina games due to injury ... started the first three games of the season.

**Central High School:** Played for Telly Lockett at Miami Central High School ... aggressive run blocker with the ability to sustain blocks ... good size and quickness for the offensive guard position ... three-star prospect by Rivals.com ... rated a three-star prospect and the No. 61 offensive linemen by Scout.com ... rated as the 84th-best prospect in Florida by SunStateFootball.com ... guided his team to a 6A state title ... named first team All-Dade County as an offensive lineman ... committed to Louisville back in August.



## DEIONTREZ MOUNT

• DE/LB, 6-5, 215, Fr.  
• Fort Walton Beach, Fla. (Fort Walton)

**#48**

**Louisville:** Talented defensive player who can play either on the line or at linebacker ... versatility enables him to be part of regular rotation and add depth to defense.

**2011:** Appeared in eight games and earned five starts ... has recorded nine tackles this season including six solo stops ... tallied 2.5 tackles for loss for a loss of 17 yards and 1.5 sacks for a loss of 14 yards ... had a sack for a loss of eight yards at USF ... made one stop versus Connecticut, Pittsburgh and West Virginia ... had a half sack against the Panthers ... had a career-best five tackles in win over Syracuse ... earned first start at linebacker at North Carolina.

**Fort Walton Beach High School:** Played for Mike Owens at Fort Walton Beach High School ... has a ton of untapped potential ... projects to play defensive end at the collegiate level ... has great height and quickness ... played both outside linebacker and defensive end in high school ... timed at 4.6 in the 40-yard dash ... recognized as one of the sleepers at the Auburn Summer Camp ... recorded 54 tackles and 5.5 sacks as a senior ... committed to Louisville back in May of 2010 ... ranked as the 34th-best weakside defensive end by Rivals.com in the 2011 class ... rated as the 108th-best prospect by Scout.com ... state qualifier in the FHSA 3A Outdoor State Championship in the 110-meter hurdles ... recorded 54 tackles through the first six games of his senior season in high school.

### 2011 Highs

Total Tackles - 5 vs Syracuse

Solo Tackles - 5 vs Syracuse

Assisted Tackles - 1 at West Virginia, vs Pittsburgh, at Connecticut

Tackles for Loss - 1.0 vs Syracuse, at USF

Sacks -1.0 at USF

### Career Statistics

Year	GP	S	A	T	TFL	Sacks	FR	FF	Int
2011	8-5	6	3	9	2.5-17	1.5-14	0-0	0	0-0
<b>Totals</b>	<b>8-5</b>	<b>6</b>	<b>3</b>	<b>9</b>	<b>2.5-17</b>	<b>1.5-14</b>	<b>0-0</b>	<b>0</b>	<b>0-0</b>



## NATE NORD

• TE, 6-5, 248, Jr.  
• Boca Raton, Fla. (West Boca Raton)

**#85**

**Louisville:** Made strides in all aspects of the offense last season ... has stepped up with the graduation of two tight ends ... has good hands and has improved as a blocker.

**2011:** Appeared in nine games ... has three receptions for 22 yards on the season ... earned starts against Connecticut, North Carolina, Marshall and Kentucky ... had a reception versus Rutgers ... caught two passes for 22 yards including a 16-yarder in loss at Cincinnati.

**2010:** Appeared in nine games as a reserve tight end ... recorded four receptions for 36 yards ... caught a career-high two receptions for 29 yards against Cincinnati ... recorded one reception for two yards in a win over Syracuse ... caught his first career pass — a five-yard reception against Kentucky.

**2009:** Didn't see game action.

**2008:** Red-shirted.

**West Boca Raton High School:** Played for Willie Dodaro at West Boca Raton High School ... ranked as the 19th-best tight end in the nation by Scout.com ... three-star All-American prospect by Scout ... runs a 4.69 40-yd dash ... caught 20 passes for over 350 yards and three touchdowns ... son of Purdue coach Gary Nord and nephew of former Louisville assistant coach Greg Nord ... voted All-County on defense by the Sun-Sentinel ... selected to play in the Outback All-Star Senior Game ... missed most of his junior year with an injury ... started at tight end as a sophomore and part of his junior campaign ... played basketball as a junior ... played defensive end as a junior.

Personal: Son of Kathy and Gary Nord ... born 4/24/90 ... health and human performance major.

### Career Highs

Rec. - 2 vs Cincinnati, 2010; at Cincinnati, 2011

Rec. Yds. - 29 vs Cincinnati, 2010

Rec. TDs - 0

Long Rec. - 20 vs Cincinnati, 2010

### 2011 Highs

Rec. - 2 at Cincinnati

Rec. Yds. - 22 at Cincinnati

Rec. TDs - 0

Long Rec. - 16 at Cincinnati

### Career Statistics

Year	GP	Rec	Yds	Avg.	TD	Lg
2010	9-0	4	36	9.0	0	20
2011	9-4	3	22	7.3	0	16
<b>Totals</b>	<b>18-4</b>	<b>7</b>	<b>58</b>	<b>8.3</b>	<b>0</b>	<b>36</b>





## DEVANTE PARKER

• WR, 6-2, 180, Fr.  
• Louisville, Ky. (Ballard)

**#9**

**Louisville:** Explosive big-play receiver who is able to contribute right away ... makes big plays down the field and can turn short catches into big gains.

**2011:** Leads the team with six touchdown receptions ... sixth on the team with 17 receptions and fourth with 276 receiving yards ... second on the team with 16.2 yards per catch ... has five receptions of over 20 yards and four have resulted in touchdowns ... started six games ... set career-high with two receiving touchdowns against USF ... had three receptions for 42 yards against USF ... hauled in one catch for 12 yards versus Pittsburgh ... added two catches for 37 yards at West Virginia ... caught a 42-yd touchdown pass in win versus Syracuse ... missed North Carolina and Cincinnati games due to injury ... added a 25-yard touchdown reception at Kentucky ... hauled in a 26-yard touchdown reception versus FIU ... recorded a highlight-reel 39-yard touchdown reception in season-opening win versus Murray State.

**Ballard High School:** Played for Mike Jackson at Ballard High School ... one of the most electrifying players in the state ... rated 26th-best wide receiver by Scout.com ... ranked the 77th-best wide receiver by Rivals.com and the fifth-best player in the Rivals.com Kentucky post-season top 10 ... finishes his career as one of the state's all-time leading wide receivers ... two-time All-State performer ... caught 68 passes for 1,793 yards – 26.4 yards a catch – and 19 touchdowns as a senior ... named first-team All-State by the Courier-Journal ... his 1,793 yards last season ranks fourth all-time in state history ... recorded 209 yards and one touchdown against 6-A state champion Trinity 137 and two TDs and 184 and two TDs in two games against No. 2 St. Xavier 211 yards and two TDs against 6-A finalist Male and 227 yards and three TDs in just three quarters against 3-A state champion Central ... finished his career with 3,274 yards receiving, which ranks fifth only behind Somerset's John Cole (4,981), Lawrence County's Gerad Parker (4,736), Male's Montrell Jones (4,345) and Mason County's Chris Lofton (3,511) ... totaled 73 catches for 1,438 yards and 12 TDs as a junior ... was named co-Paul Hornung Award winner as the state's top player with Boyle County's Lamar Dawson ... his father Anthony Shelman played football at Louisville.

### 2011 Game-By-Game Statistics

Opponent	Rec	Yds	TD	Lg
Murray State	3	55	1	39
FIU	4	52	1	26
Kentucky	1	25	1	25
Marshall	1	9	0	9
North Carolina		DNP		
Cincinnati		DNP		
Rutgers	0	0	0	0
Syracuse	2	44	1	42
West Virginia	2	37	0	26
Pittsburgh	1	12	0	12
Connecticut	0	0	0	0
USF	3	42	2	17

### Career Statistics

Year	GP	Rec	Yds	Avg.	TD	Lg
2011	10-6	17	276	16.2	6	42
<b>Totals</b>	<b>10-6</b>	<b>17</b>	<b>276</b>	<b>16.2</b>	<b>6</b>	<b>42</b>



## SENIORISE PERRY

• RB, 6-0, 192, So.  
• Summerville, Ga. (Chattooga)

**#32**

**Louisville:** Valuable special teams player ... moved to running back in the spring and showed an ability to be productive ... one of the fastest players on the squad.

**2011:** Special teams star ... averaging 26.2 yards per kick return ... has returned eight kickoffs for 210 yards ... also has 10 tackles and one blocked kick ... jump started the Cardinals with a 54-yard kick return in the final minute of the first half at USF ... returned two kicks for 54 yards in win versus Connecticut ... finished with two tackles against the Huskies ... added two kick returns for 36 yards versus Pittsburgh ... had a 13-yard rushing touchdown in win at Morgantown to go along with three solo tackles ... returned three kicks for 66 yards at North Carolina ... blocked a punt against Kentucky.

**2010:** Appeared in 10 games on a number of different special teams units.

**Chattooga High School:** Played for Jon Starr at Chattooga High School ... ranked as a two-star prospect by Scout.com ... rated as the 138th safety nationally and the 99th-best prospect in the state of Georgia ... dynamic player who can play a number of different positions ... scored 15 touchdowns and picked off three passes on defense ... ran the Wildcat at times on offense ... been clocked in the 40-yard dash at 4.28 ... an explosive athlete ... recorded an astounding six return touchdowns in his senior season ... tallied 918 yards rushing 216 yards receiving and 12 TDs on offense during his senior season ... also played linebacker on defense ... named first-team All-Area on defense ... selected first team All-State by the Associated Press as a return specialist ... was voted an All-State Honorable Mention by the Atlanta Journal Constitution ... won the state championship in the 100-meter run as a sophomore.

**Personal:** Son of Angel London and Seniorise Perry ... born 9/19/91 ... sports administration major.

### 2011 Game-By-Game Statistics

Opponent	Att.	Yds	TD	Lg	KR	Yds	Lg
Murray State	0	0	0	0	0	0	0
FIU	0	0	0	0	0	0	0
Kentucky	0	0	0	0	0	0	0
Marshall	2	16	0	13	0	0	0
North Carolina	1	0	0	0	3	66	27
Cincinnati	0	0	0	0	0	0	0
Rutgers	0	0	0	0	0	0	0
Syracuse	3	17	0	12	0	0	0
West Virginia	1	13	1	13	0	0	0
Pittsburgh	1	-5	0	-5	2	36	19
Connecticut	3	-14	0	1	2	54	29
USF	1	0	0	0	1	54	54

### Career Statistics

Year	GP	Att	Yds	Avg.	Lg	TD	Ret	Yds	Avg.
2010	9-0	0	0	0.0	0	0	0	0	0.0
2011	12-0	12	27	2.2	13	1	8	210	26.2
<b>Totals</b>	<b>20-0</b>	<b>12</b>	<b>27</b>	<b>2.2</b>	<b>13</b>	<b>1</b>	<b>8</b>	<b>210</b>	<b>26.2</b>



**ROY  
PHILON**

• DT, 6-3, 272, So.  
• Lexington, Ky. (Bryan Station)

**#93**

**Louisville:** Athletic defensive tackle who showed signs of being ready to compete at the Division I level ... must continue to develop and be a force in the middle for the Cardinals.

**2011:** Has appeared in 11 games making five starts ... tops amongst defensive linemen with 33 tackles ... tied for third on team with six tackles for loss ... also has 1.5 sacks ... made four stops at USF after only having one at Connecticut ... forced a fumble and had two tackles in loss to Pittsburgh ... added five stops in win at West Virginia ... had four tackles at Cincinnati ... added two stops at North Carolina after having six versus Marshall ... recorded four tackles, 2.5 tackles for loss and 1.5 sacks in win at Kentucky ... has battled the injury bug this season.

**2010:** Appeared in nine games, making four starts ... recorded 12 total tackles ... totaled a career-best four tackles versus Pittsburgh ... registered three tackles versus USF ... credited with a pair of tackles against Memphis ... made first career start at Oregon State, recording one tackle.

**2009:** Red-shirted.

**Bryan Station High School:** Played for Oliver Lucas at Bryan Station High School ... two-star prospect by Scout.com ... rated as the 153rd-best defensive end prospect in the nation ... selected to play in the Border Bowl ... recorded eight tackles and two tackles for loss in the Border Bowl ... voted first team All-State by the Courier-Journal ... named second team All-State on the defensive line by the Associated Press ... tabbed All-State by BluegrassPreps.com ... voted second team All-State by the KHSAA ... regarded as one of the top prospects in the state of Kentucky ... played defensive end, defensive tackle and running back ... collected 52 tackles, including 14 for losses, tallied five sacks, forced two fumbles and broke up two passes ... as a running back he needed only 10 carries to accumulate 220 yards and seven touchdowns.

**Personal:** Son of Deltoria Kincaid and Terry Philon ... born 3/26/91 ... justice administration major.

#### Career Highs

Total Tackles - 6 vs Marshall, 2011  
Solo Tackles - 5 vs Marshall, 2011  
Assisted Tackles - 3 at Cincinnati, at West Virginia, 2011  
Tackles for Loss - 2.5 at Kentucky, 2011  
Sacks - 1.5 at Kentucky, 2011

#### 2011 Highs

Total Tackles - 6 vs Marshall  
Solo Tackles - 5 vs Marshall  
Assisted Tackles - 3 at Cincinnati at West Virginia  
Tackles for Loss - 2.5 at Kentucky  
Sacks - 1.5 at Kentucky

#### 2010 Highs

Total Tackles - 4 at Pittsburgh  
Solo Tackles - 2 three times, last vs USF  
Assisted Tackles - 2 at Pittsburgh  
Tackles for Loss - .5 at Pittsburgh  
Sacks - 0

#### 2011 Game-By-Game Statistics

Opponent	S	A	T	TFL	Sacks	FR	FF	Int	PB
Murray State	DNP								
FIU	1	1	2	1.0-1	0-0	0-0	0	0-0	0
Kentucky	2	2	4	2.5-20	1.5-15	0-0	0	0-0	0
Marshall	5	1	6	0.5-0	0-0	0-0	0	0-0	0
North Carolina	1	1	2	0.5-1	0-0	0-0	0	0-0	0
Cincinnati	1	3	4	0-0	0-0	0-0	0	0-0	0
Rutgers	1	1	2	0-0	0-0	0-0	0	0-0	0
Syracuse	0	1	1	0.5-0	0-0	0-0	0	0-0	0
West Virginia	2	3	5	0-0	0-0	0-0	0	0-0	0
Pittsburgh	2	0	2	1.0-1	0-0	0-0	1	0-0	0
Connecticut	0	1	1	0-0	0-0	0-0	0	0-0	0
USF	2	2	4	0-0	0-0	0-0	0	0-0	0

#### Career Statistics

Year	GP	S	A	T	TFL	Sacks	FR	FF	Int
2010	9-4	7	5	12	0.5-1	0-0	0-0	0	0-0
2011	11-5	17	16	33	6.0-23	1.5-15	0-0	1	0-0
<b>Totals</b>	<b>20-9</b>	<b>24</b>	<b>21</b>	<b>45</b>	<b>6.5-24</b>	<b>1.5-15</b>	<b>0-0</b>	<b>1</b>	<b>0-0</b>



**CHRIS  
PHILPOTT**

• K. 6-0, 198, Sr.  
• Atlanta, Ga. (St. Pius X Catholic)

**#12**

**Louisville:** Strong-legged kicker who handled both the punting and place-kicking duties ... did an outstanding job changing field position on punts and pinning teams deep on kickoffs ... improved his accuracy on field goals ... finished seventh in the conference in scoring in 2010 ... ranks fifth in school history in made field goals with 31 ... needs six points to move into a tie for ninth all-time in school history.

**2011:** Named BIG EAST Special Teams Player of the Week on Oct. 31 ... has hit 11-of-16 field goals this season with a long of 52 yards ... finished the regular season 30-of-32 on PATs ... buried 15 kickoffs into the endzone for touchbacks ... averaged 36.9 yards per punt with a long of 67 ... pinned opponents inside the 20-yard line six times ... was a perfect four-for-four on PATs at USF ... connected on two field goals against the Bulls ... nailed all four PATs at Connecticut ... hit a 39-yard field goal in win at West Virginia ... also finished 5-for-5 on PATs at Morgantown ... tied school record when he blasted a 52-yarders versus Rutgers ... nailed a 51-yarder a week earlier at Cincinnati where he finished 3-for-3 on field goals ... hit a field goal against Kentucky and FIU ... boomed a 67-yard punt versus Marshall.

**2010:** Was 14-of-18 on field goal attempts ... booted a 36-yard field goal in the fourth quarter for the game-winning points in a 31-28 win over Southern Mississippi ... was 4-for-6 on PATs with one miss and one blocked versus Rutgers ... booted a 43-yard field goal and ran for 21 yards and a first down on a fake punt against West Virginia ... averaged 41.3 yards on six punts in

a win over Syracuse ... tied a school record, going 4-for-4 on field goals (39, 42, 26, 24 yds) and hit both PATs to score season and career high 14 points versus Connecticut ... hit 2-of-4 field goals and made all three PATs in the loss to Cincinnati ... connected on all eight PATs and sent five of nine kickoffs into the end zone for touchbacks ... buried a season-long 46-yard field goal in the win over Arkansas State ... booted a 44-yard field goal in the second quarter versus Kentucky ... also connected from 32 and 27 yards.

**2009:** Came into his own late in the season ... handled all the kickoff responsibilities ... recorded five touchbacks ... was a perfect 5-for-5 on field goal attempts.

**2008:** Handled all the kickoff duties, recording a pair of touchbacks ... was 1-of-3 on field goal attempts ... connected on a 19-yard field goal versus Tennessee Tech for his first collegiate field goal.

**St. Pius X Catholic High School:** Played for Paul Standard at St. Pius X Catholic High School ... broke all the school records for kicking ... connected on 12-of-15 field goals with longs of 49, 50 and 51 ... was 30-for-30 on PATs ... averaged 41.0 yards per punt ... named by Rivals.com as the second-most accurate kicker ... rated as the 10th-best kicker by Rivals ... strong leg kicker who can perform all three phases of the kicking game ... has hit from a career-long 51 yards and averaged 41 yards per punt ... placed 16 punts inside the 20-yard line ... kicked 53 of 57 kickoffs out of the endzone ... registered 37 tackles and eight pass break-ups as a defensive back ... recorded two interceptions, including one for a touchdown ... selected first team All-State and All-Conference ... voted first team All-DeKalb County and All-Southeast ... played three seasons on the soccer team.

**Personal:** Son of Sharon and Rob Philpott ... born 5/30/90 ... communications major.

### Career Highs

Field Goals Made - 4 vs Connecticut, 2010  
Field Goals Attempted - 4 vs Cincinnati, vs Connecticut, 2010  
Long Field Goal - 52 vs Rutgers, 2011  
Kickoff Yards - 611 vs Memphis, 2010  
Touchbacks - 5 vs Memphis, 2010  
Punts - 8 vs USF, vs West Virginia, 2010  
Punt Yards - 367 vs West Virginia, 2010  
Long Punt - 73 vs West Virginia, 2010  
Rushing Attempts - 2 vs Murray State, 2011  
Rushing Yards - 48 vs Murray State, 2011  
Long Rush - 40 vs Murray State, 2011

### 2011 Game-By-Game Statistics

Opponent	FG	XP	Pts	1-19	20-29	30-39	40-49	50+	LG
Murray St.	0-0	3-3	3	0-0	0-0	0-0	0-0	0-0	0
FIU	1-1	2-2	5	0-0	0-0	1-1	0-0	0-0	30
Kentucky	1-1	3-3	6	0-0	1-1	0-0	0-0	0-0	20
Marshall	0-1	1-2	1	0-0	0-0	0-0	0-1	0-0	0
N. Carolina	0-2	1-1	1	0-0	0-0	0-1	0-1	0-0	0
Cincinnati	3-3	1-1	10	1-1	0-0	0-0	1-1	1-1	51
Rutgers	1-1	1-2	4	0-0	0-0	0-0	0-0	1-1	52
Syracuse	2-2	3-3	9	0-0	0-0	1-1	1-1	0-0	44
W. Virginia	1-1	5-5	8	0-0	0-0	1-1	0-0	0-0	39
Pittsburgh	0-0	2-2	2	0-0	0-0	0-0	0-0	0-0	0
Connecticut	0-0	4-4	4	0-0	0-0	0-0	0-0	0-0	0
USF	2-3	4-4	10	0-0	2-3	0-0	0-0	31	

### Career Statistics

Year	FG	XP	Pts	1-19	20-29	30-39	40-49	50+	LG
2008	1-3	6-8	9	1-1	0-0	0-2	0-0	0-0	19
2009	5-5	4-5	19	0-0	1-1	3-3	1-1	0-0	44
2010	14-18	41-43	83	0-0	5-5	5-6	4-7	0-0	46
2011	11-16	30-32	63	1-1	1-1	5-7	2-5	2-2	52
<b>Totals</b>	<b>31-42</b>	<b>81-88</b>	<b>174</b>	<b>2-2</b>	<b>7-7</b>	<b>13-18</b>	<b>7-13</b>	<b>2-2</b>	<b>52</b>



**CALVIN  
PRYOR**

• S. 6-1, 190, Fr.  
• Port St. Joe, Fla. (Port St. Joe)

**#25**

**Louisville:** Big-play safety who will make an immediate impact ... good ability to make open-field tackles and can come up to provide run support ... not afraid to unleash a big hit.

**2011:** Appeared in all 12 games ... has started every game at free safety since Rutgers contest ... sixth on team with 39 tackles ... second on team with five pass breakups ... also has three tackles for loss, two fumble recoveries, two forced fumbles, one interception and a sack ... contributed with four solo stops and two pass breakups at USF ... added a forced fumble and a fumble recovery against the Bulls ... had six tackles in win at Connecticut ... added three tackles versus Pittsburgh ... had career-high six tackles in win at West Virginia and added first collegiate sack, forced fumble and fumble recovery ... had five tackles against Syracuse, Rutgers and Cincinnati ... notched first interception against Rutgers and returned it 25 yards.

**Port St. Joe High School:** Played for Vern Barth at Port St. Joe High School ... two-way standout who made big plays at running back and safety ... has the skills to be a solid safety at the collegiate level ... rated by SunStateFootball.com as the 37th-best prospect in Florida ... has great range and closing speed in coverage and can anticipate the pass ... a big hitter with a feel for the game ... three-star prospect by Rivals.com ... ranked 31st in the Rivals.com top safeties and 64th in the Rivals.com Florida postseason top 100 ... ranked as the 32nd safety in the nation by Scout.com ... rated with three stars ... earned second team All-State honors as a running back ... played in the North-South All-Star game ... named All-Big Bend second team ... had more than 320 yards from scrimmage against Interlachen and surpassed 250 yards against Franklin County ... recorded 114 yards rushing 117 yards receiving and six total touchdowns in final prep game ... played point guard as a junior on the basketball team averaged 12.0 points and eight assists as the Tiger Sharks reached the Class 2A Final Four in basketball ... averaged double-figure scoring as a sophomore ... was a first-team All-State selection as a junior running back and a second-team All-State honoree as a defensive back...has been clocked in the 4.5 range ... rushed for more than 1,500 yards and 17 scores ... credited with more than 50 tackles as a junior ... recorded six interceptions as a junior and sophomore ... also returned three punts over the course of those two seasons ... playing baseball for the first time, hit nearly .400 and was a catalyst offensively and defensively in center field as the Tiger Sharks reached the Region 1-2A finals.

### 2011 Game-By-Game Statistics

Opponent	S	A	T	TFL	Sacks	FR	FF	Int	PB
Murray State	1	1	2	0-0	0-0	0-0	0	0-0	0
FIU	1	0	1	0-0	0-0	0-0	0	0-0	0
Kentucky	0	1	1	0-0	0-0	0-0	0	0-0	0
Marshall	0	0	0	0-0	0-0	0-0	0	0-0	0
North Carolina	1	0	1	1.0-3	0-0	0-0	0	0-0	0
Cincinnati	2	3	5	0.5-1	0-0	0-0	0	0-0	0
Rutgers	4	1	5	0.5-0	0-0	0-0	0	1-25	0
Syracuse	4	1	5	0-0	0-0	0-0	0	0-0	0
West Virginia	6	0	6	1.0-20	1.0-20	1-0	1	0-0	1
Pittsburgh	3	0	3	0-0	0-0	0-0	0	0-0	1
Connecticut	2	4	6	0-0	0-0	0-0	0	0-0	1

### Career Statistics

Year	GP	S	A	T	TFL	Sacks	FF	FR	INT	PB
2011	11-5	24	11	35	3.0-24	1.0-20	1	1-0	1-25	3
<b>Totals</b>	<b>11-5</b>	<b>24</b>	<b>11</b>	<b>35</b>	<b>3.0-24</b>	<b>1.0-20</b>	<b>1</b>	<b>1-0</b>	<b>1-25</b>	<b>3</b>





**SCOTT  
RADCLIFF**

• WR, 5-10, 182, Jr.  
• Louisville, Ky. (Trinity)

**#89**

**Louisville:** Sure-handed wide receiver who has worked hard to become a solid wide out.

**2011:** Appeared in all 12 games ... hauled in five passes for 65 yards and two touchdowns ... averaging 13.0 yards per catch ... also has eight punt returns for 39 yards ... had a five-yard punt return at USF ... caught a 25-yard touchdown pass versus Pittsburgh ... added a 19-yard reception versus FIU ... caught three passes for 21 yards and a touchdown in season-opener versus Murray State ... also saw action as punt returner and returned three punts for 31 yards against the Racers.

**2010:** Played in 10 games at wide receiver and on special teams ... caught one pass for six yards (Arkansas State).

**2009:** Appeared in six games at wide receiver and also returned punts ... caught one pass for 35 yards ... returned seven punts for 39 yards (5.6 avg.) ... made a diving catch on a two-point conversion to give the Cardinals a 22-16 lead in the fourth quarter of a 25-23 win over Southern Mississippi ... caught a 35-yard pass in a loss to Cincinnati.

**Trinity High School:** Three-year letterwinner as a wide receiver at Trinity High School ... played for Bob Beatty ... caught a career-best 40 passes for 722 yards and 11 touchdowns during his senior season ... recorded 35 receptions for 651 yards and 10 scores during his junior campaign ... tallied a career-best 130 yards receiving yards and two touchdowns versus Seneca his junior season ... caught five passes for 71 yards and a score as a sophomore.

**Personal:** Son of Darla and Doug Radcliff ... born 7/21/90 ... sports administration major.

#### Career Highs

Rec. - 3 vs Murray State, 2011  
Rec. Yds. - 35 at Cincinnati, 2009  
Rec. TDs - 1 vs Murray State, 2011  
Long Rec. - 35 at Cincinnati, 2009

#### Career Statistics

Year	GP	Rec	Yds	Avg.	TD	Lg	PR	Yds	Avg
2009	6-0	1	35	35.0	0	35	7	39	5.6
2010	10-0	1	6	6.0	0	6	2	14	7.0
2011	12-0	5	65	13.0	2	25	8	39	4.9
<b>Totals</b>	<b>28-0</b>	<b>7</b>	<b>106</b>	<b>15.1</b>	<b>2</b>	<b>35</b>	<b>17</b>	<b>92</b>	<b>5.4</b>



**STEPHAN  
ROBINSON**

• CB, 5-8, 175, r-Fr.  
• Louisville, Ky. (Central)

**#41**

**Louisville:** Was one of the standouts on the offensive scout team last season ... used his time to develop his skills ... has outstanding speed ... emerged as a candidate for playing time in the fall after a solid spring ... can also return punts ... moved from wide receiver to defensive back.

**2011:** Standout on special teams ... also saw time at nickel ... earned the start against Marshall ... has eight tackles on the season, but has not played since win against West Virginia ... made two solo stops versus Syracuse ... added three tackles and one tackle for loss against Marshall ... had two stops and one forced fumble at Kentucky ... notched one stop in season-opener versus Murray State.

**2010:** Red-shirted.

**Central High School:** Speedy wide receiver who brings big-play ability to the class ... has great explosiveness ... played for Ty Scroggins at Central High School in Louisville, Ky ... three-star recruit by Rivals.com, and ranked fifth in the state ... rated as a three-star wide receiver by Scout.com and the 128th-best wide out nationally ... ranked as the eighth-best prospect in Kentucky ... named third-team All-State by the Courier-Journal ... timed at 4.4 seconds in the 40-yard dash at a camp ... team finished 8-6 his senior year and advanced to KHSAA Class 3A Commonwealth Gridiron Bowl State Football Playoffs state semifinal ... caught 33 passes for 673 yards and six touchdowns ... recorded 32 receptions for 764 yards and 11 touchdowns during his junior year ... led the Central team to the Class 3-A state title as a sophomore and junior ... recorded 120 yards receiving, including a 65-yard touchdown reception to guide the Yellowjackets to a state title ... ran a 10.6 100-meter run.

**Personal:** Son of Detra Lewis and Stephen Robinson ... born 10/19/91 ... sports administration major.

#### Career Statistics

Year	GP	S	A	T	TFL	Sacks	FF	FR	INT	PB
2011	7-1	7	1	8	1.0-1	0-0	1	0-0	0-0	0
<b>Totals</b>	<b>7-1</b>	<b>7</b>	<b>1</b>	<b>8</b>	<b>1.0-1</b>	<b>0-0</b>	<b>1</b>	<b>0-0</b>	<b>0-0</b>	<b>0</b>


**ELI  
ROGERS**

• WR, 5-10, 180, Fr.  
• Miami, Fla. (Northwestern)

**#82**

**Louisville:** Athletic wide receiver who is sure handed ... will be able to contribute right away ... also can return punts and has shown bursts of speed.

**2011:** One of Teddy Bridgewater's favorite targets ... has at least four receptions in six contests ... second on the team with 34 receptions for 400 yards ... averaging 11.8 yards per reception ... owns the Cardinals' longest reception - a 58-yard catch at Cincinnati ... has returned eight punts for 54 yards ... his 34 receptions is tied for fifth all-time in school history amongst freshmen ... hauled in four receptions for 84 yards in win at USF ... notched four receptions for 23 yards during win against Connecticut ... had five receptions for 63 yards and a touchdown in win at West Virginia ... caught two receptions for 12 yards versus Syracuse after having one catch for eight yards during win against Rutgers ... added a 30-yard punt return against the Orange ... had career day at Cincinnati finishing with seven catches for 106 yards, including 58-yarder ... had five receptions for 56 yards at North Carolina ... added five catches for 44 yards in college debut versus FIU.

**Northwestern High School:** Played for Billy Rolle at Northwestern High School ... originally committed to Miami (Fla) ... joins former Northwestern High School standouts Jermaine Reve, Michael Harris and Teddy Bridgewater on the team ... played in the Under Armour All-American Game in January ... named by Scout.com/Fox Sports as one of the top wide receivers at the Under Armour game ... stated that he ran the best routes of anyone in the game ... named second team All-Tournament at the The Badger Sport/New Level Athletics 7-on-7 National Championship in Tuscaloosa, Ala ... caught nine passes for 129 yards and two scores in the Kickoff Classic in Miami, Fla ... rated as the 66th-best prospect in Florida by SunStateFootball.com ... electric offensive player with over 800 all-purpose yards as a senior ... difficult to match up against ... four-star prospect by Rivals.com ... ranked 35th in the Rivals.com top receivers poll and 96th in the Rivals.com Florida postseason top 100 ... rated the 55th-best wide receiver prospect by Scout.com ... named most outstanding wide receiver at the Randy Shannon Summer Football Camp as a sophomore ... runs a 4.5 40-yard dash ... has been marked at 35-inches on the vertical jump ... named second-team All-Dade County ... selected Miami Herald All-Dade County 6A-5A-4A first team during his senior campaign ... recorded 59 catches for 691 yards and three scores a senior (missed two games with an injury) ... recorded 35 catches for 551 yards with 11 touchdowns receiving as a junior.

#### 2011 Game-By-Game Statistics

Opponent	Rec	Yds	TD	Lg	PR	Yds	Lg
Murray State	DNP						
FIU	5	44	0	21	2	4	3
Kentucky	1	4	0	4	0	0	0
Marshall	0	0	0	0	2	17	9
North Carolina	5	56	0	15	0	0	0
Cincinnati	7	106	0	58	0	0	0
Rutgers	1	8	0	8	0	0	0
Syracuse	2	12	0	11	2	33	30
West Virginia	5	63	1	37	1	0	0
Pittsburgh	0	0	0	0	1	0	0
Connecticut	4	23	0	9	0	0	0
USF	4	84	0	30	0	0	0

#### Career Statistics

Year	GP	Rec	Yds	Avg.	TD	Lg	PR	Yds	Avg
2011	11-2	34	400	11.8	1	58	8	54	6.8
<b>Totals</b>	<b>11-2</b>	<b>34</b>	<b>400</b>	<b>11.8</b>	<b>1</b>	<b>58</b>	<b>8</b>	<b>54</b>	<b>6.8</b>


**WILLIAM  
SAVOY**

• DE, 6-1, 248, Sr.  
• Elizabethtown, Ky. (John Hardin)

**#91**

**Louisville:** Undersized defensive end who makes up for lack of size with speed and determination ... has a relentless motor ... missed the entire spring season due to injury.

**2011:** A frequent visitor to the opponent's backfield ... second amongst defensive linemen with 24 tackles ... second on the team with 7.5 tackles for loss ... tied for the team lead with five sacks ... 31% of sacks have come behind the line of scrimmage ... had one assisted tackle at USF ... had two stops at Connecticut ... tallied two sacks against Pittsburgh ... had three tackles in Morgantown, including one tackle for loss ... had three stops in win against Syracuse ... added a stop versus Marshall ... had four tackles against Kentucky including 2.5 tackles for loss and 1.5 sacks ... had five tackles in season-opener including one sack.

**2010:** Played in all 13 games, making five starts ... registered 16 tackles and one sack ... credited with two tackles versus Rutgers ... made three stops, including 1.5 tackles for a loss of three yards in a shutout win over Memphis ... registered four tackles versus Arkansas State ... also was in on a tackle-for-loss ... earned the start versus Eastern Kentucky, picking up two solo stops, including a sack for a loss of nine yards ... started the season-opener versus Kentucky, recording two solo stops.

**2009:** Was second on the team in sacks with five ... recorded a career-high 23 tackles on the year ... picked up sixth career sack in win over Arkansas State ... had two tackles at Cincinnati ... finished with two tackles at Connecticut ... had two tackles, one sack and one forced fumble against Southern Miss ... played but did not register a stat against Pittsburgh ... finished with four tackles at Utah ... had one tackle in the Cards' loss at Kentucky ... finished with six total tackles, including two sacks in Cards' win over Indiana State.

**2008:** Played in five games on the defensive line ... recorded three total tackles ... notched a pair of sacks ... did not play against West Virginia, Cincinnati, Syracuse, USF or Middle Tennessee ... had one sack and two total tackles in win over Memphis ... did not play against Connecticut, Kansas State or Tennessee Tech ... earned playing time on special teams in first career game ... recorded a sack that resulted in a safety versus Kentucky.

**2007:** Red-shirted.

**John Hardin High School:** Selected first team All-State after his senior season by the Louisville Courier-Journal ... voted second team All-State as a junior ... selected to the Bluegrass Prep team ... named first team All-State by the News-Enterprise.

**Personal:** Son of Mia and William Savoy ... born 2/21/89 ... marketing major.

#### Career Highs

Total Tackles - 6 vs Indiana St, 2009

Solo Tackles - 4 twice, last vs Murray State, 2011

Assisted Tackles - 3 twice, last at Oregon St, 2010

Tackles for Loss - 2.0 vs Indiana St, 2009; vs Pittsburgh, 2011

Sacks - 2.0 vs Indiana St, 2009

Blocked Kicks - 1 vs Marshall, 2011

#### 2011 Highs

Total Tackles - 5 vs Murray State

Solo Tackles - 4 vs Murray State

Assisted Tackles - 2 at Kentucky, vs Syracuse, at West Virginia, vs Pittsburgh

Tackles for Loss - 2.5 at Kentucky

Sacks - 2.0 vs Pittsburgh

Blocked Kicks - 1 vs Marshall

#### 2011 Game-By-Game Statistics

Opponent	S	A	T	TFL	Sacks	FR	FF	Int	PB
Murray St.	4	1	5	1.0-9	1.0-9	0-0	0	0-0	0
FIU	1	0	1	0-0	0-0	0-0	0	0-0	0
Kentucky	2	2	4	2.5-9	1.5-7	0-0	0	0-0	0
Marshall	0	1	1	0.5-1	0-0	0-0	0	0-0	0
N. Carolina	0	0	0	0-0	0-0	0-0	0	0-0	0
Cincinnati	0	0	0	0-0	0-0	0-0	0	0-0	0
Rutgers	0	0	0	0-0	0-0	0-0	0	0-0	0
Syracuse	1	2	3	0.5-3	0.5-3	0-0	0	0-0	0
W. Virginia	1	2	3	1.0-3	0-0	0-0	0	0-0	0
Pittsburgh	3	1	4	2.0-12	2.0-12	0-0	0	0-0	0
Connecticut	0	2	2	0-0	0-0	0-0	0	0-0	0

#### 2010 Game-By-Game Statistics

Opponent	S	A	T	TFL	Sacks	FR	FF	Int	PB
Kentucky	2	0	2	0.0-0	0-0	0-0	0	0-0	0
E. Kentucky	2	0	2	1.0-9	1.0-9	0-0	0	0-0	0
Oregon St.	1	3	4	0.5-1	0-0	0-0	0	0-0	0
Arkansas St.	0	1	1	0.0-0	0-0	0-0	0	0-0	0
Memphis	2	1	3	1.5-3	0-0	0-0	0	0-0	1
Cincinnati	1	0	1	0-0	0-0	0-0	0	0-0	0
Connecticut	0	0	0	0-0	0-0	0-0	0	0-0	0
Pittsburgh	0	0	0	0-0	0-0	0-0	0	0-0	0
Syracuse	0	1	1	0-0	0-0	0-0	0	0-0	0
USF	0	0	0	0-0	0-0	0-0	0	0-0	0
WVU	0	0	0	0-0	0-0	0-0	0	0-0	0
Rutgers	1	1	2	0-0	0-0	0-0	0	0-0	0

#### Career Statistics

Year	GP	S	A	T	TFL	Sacks	FR	FF	PB
2008	5-0	2	1	3	2.0-16	2.0-16	0-0	0	0
2009	12-4	13	10	23	5.5-39	5.0-38	0-0	1	0
2010	13-9	9	7	16	3.0-13	1.0-9	0-0	0	1
2011	11-7	11	12	23	7.5-37	5.0-31	0-0	0	0
<b>Totals</b>	<b>41-20</b>	<b>35</b>	<b>30</b>	<b>65</b>	<b>18.0-105</b>	<b>13.0-94</b>	<b>0-0</b>	<b>1</b>	<b>1</b>



**GREG  
SCRUGGS**

• DE, 6-4, 273, Sr.  
• Cincinnati, Ohio (St. Xavier)

**#6**

**Louisville:** Versatile defensive player who has played defensive tackle and defensive end ... has added bulk to play inside ... continues to learn the position ... one of the team's leaders ... missed the entire spring after having surgery.

**2011:** Has dealt with turf toe all season ... has missed three games ... has totaled 19 tackles, six tackles for loss and four sacks on the year ... six tackles for loss have gone for negative 47 yards while four sacks have cost opponents 42 yards ... had four stops at West Virginia, including a sack and a forced fumble ... had two tackles at Cincinnati ... added three total tackles at North Carolina ... exploded for five tackles in win at Kentucky including two sacks which cost the Wildcats 23 yards ... had two tackles for loss against Murray State.

**2010:** Appeared in 12 games, making six starts ... finished the season with 14 tackles and two sacks ... registered 5.5 tackles for loss ... recorded two solo sacks for a combined 16 yards and a pass breakup against Rutgers ... also forced a fumble ... recovered a fumble that led to a Louisville touchdown versus USF ... had a breakout game as a starter versus Cincinnati, collecting three tackles, including one for a loss ... also recovered a fumble and had first career interception ... had a season-high three tackles versus Memphis.

**2009:** Appeared in all 12 games and made 12 starts ... totaled his best season with 24 total tackles and his first career sack ... registered 6.5 tackles for loss ... had one tackle for loss and one fumble recovery in win over Syracuse ... recorded three tackles at West Virginia ... finished with two tackles at Cincinnati ... had three tackles at Connecticut ... finished with two tackles against Southern Miss, including one for loss ... had four tackles against Pittsburgh, including 1.5 for loss ... finished with three tackles at Utah, including one for loss ... started but did not register a tackle against Kentucky ... had two tackles in Cards' win over Indiana State.

**2008:** Appeared in nine games as a true freshman ... made three starts, including first collegiate start versus Syracuse ... recorded four total tackles.

**St. Xavier High School:** Played for Steve Specht at St. Xavier High School ... played for the nation's top-ranked team ... led St. Xavier to a perfect 15-0 record and a state championship win over Mentor 27-0 ... started all 15 games at defensive end ... played just one season of football for St. Xavier, recording 57 tackles, nine sacks, two forced fumbles and three fumble recoveries ... registered 51 quarterback pressures ... earned second team All-GCL honors ... selected Honorable Mention All-Cincinnati ... selected to play in the North-South All-Star Game ... three-star prospect by Rivals.com and Scout.com ... ranked as the 56th-best defensive end by Scout.com ... performed three seasons in the marching band ... played on the basketball team for all four years ... averaged 7.0 points and 3.0 rebounds on the hardwood.

**Personal:** Son of Anita Felton ... born 8/17/90...sociology major.

#### Career Highs

Total Tackles - 5 at Kentucky, 2011

Solo Tackles - 3 vs Rutgers, 2009; at Kentucky, 2011

Assisted Tackles - 3 at WVU, 2009; at WVU, 2011

Tackles for Loss - 2 three times, last at Kentucky, 2011

Sacks - 2 at Rutgers, 2010; at Kentucky, 2011

Interceptions - 1 vs Cincinnati, 2010



**2011 Highs**

Total Tackles - 5 at Kentucky  
 Solo Tackles - 3 at Kentucky  
 Assisted Tackles - 3 at West Virginia  
 Tackles for Loss - 2 vs Murray State, at Kentucky  
 Sacks - 2 at Kentucky  
 Interceptions - 0

**2010 Highs**

Total Tackles - 3 twice, last vs Cincinnati  
 Solo Tackles - 2 three times, last at Rutgers  
 Assisted Tackles - 1 five times, last vs Southern Miss  
 Tackles for Loss - 2 at Rutgers  
 Sacks - 2 at Rutgers  
 Interceptions - 1 vs Cincinnati

**2011 Game-By-Game Statistics**

Opponent	S	A	T	TFL	Sacks	FR	FF	Int	PB
Murray State	2	0	2	2.0-13	1.0-9	0-0	0	0-0	0
FIU	2	0	2	0-0	0-0	0-0	0	0-0	0
Kentucky	3	2	5	2.0-23	2.0-23	0-0	0	0-0	0
Marshall	1	0	1	0-0	0-0	0-0	0	0-0	0
North Carolina	2	1	3	1.0-1	0-0	0-0	0	0-0	0
Cincinnati	1	1	2	0-0	0-0	0-0	0	0-0	0
Rutgers	0	0	0	0-0	0-0	0-0	0	0-0	0
Syracuse	DNP								
West Virginia	1	3	4	1.0-10	1.0-10	0-0	1	0-0	0
Pittsburgh	0	0	0	0-0	0-0	0-0	0	0-0	0
Connecticut	DNP								
USF	DNP								

**2010 Game-By-Game Statistics**

Opponent	S	A	T	TFL	Sacks	FR	FF	Int	PB
Kentucky	1	1	2	0-0	0-0	0-0	0	0-0	0
E. Kentucky	1	0	1	1.0-1	0-0	0-0	0	0-0	0
Oregon St.	0	0	0	0-0	0-0	0-0	0	0-0	0
Arkansas St.	0	1	1	0-0	0-0	0-0	0	0-0	0
Memphis	2	1	3	0.5-2	0-0	0-0	0	0-0	0
Cincinnati	2	1	3	1.0-3	0-0	1-0	0	1-3	0
Connecticut	DNP								
Pittsburgh	0	0	0	0-0	0-0	0-0	0	0-0	0
Syracuse	0	0	0	0-0	0-0	0-0	0	0-0	0
USF	0	0	0	0-0	0-0	1-0	0	0-0	0
WVU	1	0	1	1.0-1	0-0	0-0	0	0-0	0
Rutgers	2	0	2	2.0-16	2.0-16	0-0	1	0-0	1
Southern Miss	0	1	1	0-0	0-0	0-0	0	0-0	0

**2009 Game-By-Game Statistics**

Opponent	S	A	T	TFL	Sacks	FR	FF	Int	PB
Indiana State	0	2	2	0-0	0-0	0-0	0	0-0	0
Kentucky	0	0	0	0-0	0-0	0-0	0	0-0	0
Utah	2	1	3	1.0-6	0-0	0-0	0	0-0	0
Pittsburgh	2	2	4	1.5-5	0-0	0-0	0	0-0	0
Southern Miss	2	0	2	1.0-2	0-0	0-0	0	0-0	0
Connecticut	2	1	3	0-0	0-0	0-0	0	0-0	0
Cincinnati	1	1	2	0-0	0-0	0-0	0	0-0	0
Arkansas State	0	0	0	0-0	0-0	0-0	0	0-0	0
West Virginia	0	3	3	0-0	0-0	0-0	0	0-0	0
Syracuse	1	0	1	1.0-3	0-0	1-0	0	0-0	0
USF	1	0	1	1.0-6	1.0-6	0-0	0	0-0	0
Rutgers	3	0	3	1.0-4	1.0-4	0-0	0	0-0	0

**Career Statistics**

Year	GP	S	A	T	TFL	Sacks	FR	FF	Int
2008	9-3	3	1	4	1.0-3	0-0	0-0	0	0-0
2009	12-12	14	10	24	6.5-26	2.0-10	1-0	0	0-0
2010	12-6	9	5	14	5.5-23	2.0-16	2-0	1	1-3
2011	9-5	12	7	19	6.0-47	4.0-42	0-0	1	0-0
Totals	42-26	38	23	61	19.0-99	8.0-68	3-0	2	1-3


**ANDRELL  
SMITH**

• WR, 6-4, 209, Jr.  
 • Miami, Fla. (Palmetto)

**#14**

**Louisville:** Coming off a solid sophomore season ... has good size and showed he can make plays ... needs to be more consistent catching the football, but will benefit from continued reps ... missed spring practice with a back injury.

**2011:** Big play receiver who is averaging 19.9 yards per catch ... appeared in 11 games ... one of nine players with at least 10 receptions this season ... has 199 yards receiving and one touchdown ... had one catch for 39 yards in win at Connecticut after hauling in one pass for 25 yards versus Pittsburgh ... added two receptions for 49 yards in win versus Rutgers, including a 30-yarder ... caught a 38-yard touchdown reception at Kentucky ... notched first catch of season versus FIU, an 11-yard reception.

**2010:** Finished fourth on the team with 25 receptions for 377 yards ... caught a pass in every game but one ... finished with career-high four catches and career-best 83 yards in win over Rutgers ... registered 43 yards receiving on three catches, including a 20-yard touchdown on 3rd down and 19 against USF ... finished with two catches for 20 yards, including an eight-yard touchdown against Syracuse ... also added key 12-yard catch on fourth down to extend the Cardinals' final scoring drive ... caught three passes for 62 yards, including a career-long 42 yarder versus Connecticut ... notched three catches for 59 yards versus Cincinnati ... scored first career touchdown on a four-yard catch in the third quarter versus Memphis ... made first career catch and first career start against Kentucky ... finished with two catches and 17 yards.

**2009:** Was one of four true freshmen to appear in a game ... played in 10 contests as a wide receiver and a key performer on special teams ... recorded three tackles on special teams ... made his debut at wide receiver versus Kentucky.

**Palmetto High School:** Played for Larry Coffey at Palmetto High School ... enrolled at UofL in January ... one of the top-rated players in the state of Florida ... physical wide receiver who is going to be a top-flight college wideout ... rated a two-star prospect by Rivals.com ... ranked as the No. 15 prospect in Dade County ... earned second team All-Dade County honors as a senior ... missed time as a senior due to injuries ... caught 35 passes for 356 yards as a junior.. named All-Dade Honorable Mention in 2006.

**Personal:** Son of Margie and Andrew Smith ... born 4/2/90 ... justice administration major.

**Career Highs**

Rec. - 4 at Rutgers, 2010  
 Rec. Yds. - 83 at Rutgers, 2010  
 Rec. TDs - 1 three times, last vs USF  
 Long Rec. - 42 vs UConn, 2010

**2011 Highs**

Rec. - 2 vs Marshall, vs Rutgers  
 Rec. Yds. - 49 vs Rutgers  
 Rec. TDs - 1 at Kentucky  
 Long Rec. - 39 at Connecticut

### 2011 Game-By-Game Statistics

Opponent	Rec	Yds	TD	Lg
Murray State	0	0	0	0
FIU	1	11	0	11
Kentucky	1	38	1	38
Marshall	2	18	0	10
North Carolina	1	11	0	11
Cincinnati	0	0	0	0
Rutgers	2	49	0	30
Syracuse	0	0	0	0
West Virginia	1	8	0	8
Pittsburgh	1	25	0	25
Connecticut	1	39	0	39
USF	DNP			

### 2010 Game-By-Game Statistics

Opponent	Rec	Yds	TD	Lg
Kentucky	2	17	0	12
E. Kentucky	1	27	0	27
Oregon St.	0	0	0	0
Arkansas St.	1	18	0	18
Memphis	1	4	1	4
Cincinnati	3	59	0	20
Connecticut	3	62	0	42
Pittsburgh	2	13	0	9
Syracuse	2	20	1	12
USF	3	43	1	20
WVU	1	15	0	15
Rutgers	4	83	0	29
Southern Miss	2	16	0	8

### Career Statistics

Year	GP	Rec	Yds	Avg.	TD	Lg
2009	10-0	0	0	0.0	0	0
2010	13-13	25	377	15.1	3	42
2011	11-5	10	199	19.9	1	39
Totals	34-18	35	576	16.5	4	42



**HAKEEM SMITH**

• S, 6-1, 183, So.  
• Jonesboro, Ga. (Riverdale)

**#29**

**Louisville:** Emerged as a playmaker in the secondary ... showed an ability to come up and make a tackle ... sure-handed tackler ... will continue to develop as he gets bigger and stronger.

**2011:** Tied for second on the team with 81 tackles ... needs seven more tackles to match total from last season ... leads the team with nine pass breakups ... has forced three fumbles and has one interceptions ... has punished opponents with 19 negative yards on four tackles for loss ... added five tackles at USF and first career interception ... had 10 tackles for the third straight game at Connecticut ... added a forced fumble against the Huskies ... tied career-high with 13 tackles versus Pittsburgh ... added 10 tackles and a forced fumble in win at Morgantown ... had two tackles and forced a fumble versus Syracuse ... notched seven stops and two breakups versus Rutgers ... had two breakups and six stops at Cincinnati ... totaled five tackles at North Carolina ... stepped up with 10 tackles versus Marshall including two tackles for loss ... had six tackles at Kentucky ... tallied seven tackles between FIU and Murray State contests.

**2010:** Named the BIG EAST Conference Rookie of the Year ... earned second team All-BIG EAST Conference ... finished as the team leader in tackles with 88 ... also had six tackles for loss and a sack ... credited with eight tackles versus Southern Mississippi ... had six tackles, including a solo sack for

a loss of seven yards. against Rutgers ... credited with nine stops, including an assisted tackle for a loss against USF. ... registered a career-high 13 tackles in the start versus Syracuse ... tallied 11 solo stops, two assisted ... totaled eight tackles - five of which were solo stops in a loss to Pittsburgh ... credited with team-high eight tackles, seven of which were solo stops versus Connecticut ... also forced a fumble ... tallied six tackles, two of which were solo stops ... also had a fumble recovery. versus Arkansas State ... tied for a team-leading seven tackles against Oregon State ... made two solo and five assisted stops and earned first career start against Eastern Kentucky ... recorded three solo tackles, including one that resulted in a loss of eight yards ... played in first career game against Kentucky ... finished with six tackles, five of which were solo ... tied for second on team with most total stops ... also registered first career tackle-for-loss.

**2009:** Red-shirted.

**Riverdale High School:** Played for Nick Davis at Riverdale High School ... two-star prospect by Rivals.com ... played both wide receiver and safety ... caught 30 passes for 650 yards and five touchdowns ... also recorded 44 tackles and a forced fumble on defense ... earned first team All-County honors at safety ... was a first team All-Region selection ... earned second team All-Conference honors at wide receiver ... caught 25 passes for 700 yards and three touchdowns during his junior campaign ... was named team captain as a senior ... earned Scholar-Athlete Award.

Personal: Son of Sheri and Craig McCobb ... born 11/9/89 ... computer science major.

### Career Highs

Total Tackles - 13 at Syracuse, 2010; vs Pittsburgh, 2011

Solo Tackles - 11 at Syracuse, 2010

Assisted Tackles - 5 at Oregon St, 2010

Tackles for Loss - 2.0 vs Marshall, 2011

Sacks - 1.0 at Rutgers, 2010

Interceptions - 1 at USF, 2011

### 2011 Highs

Total Tackles - 13 vs Pittsburgh

Solo Tackles - 10 vs Pittsburgh

Assisted Tackles - 4 at Kentucky, at Cincinnati

Tackles for Loss - 2.0 vs Marshall

Sacks - 0

Interceptions - 1 at USF

### 2011 Game-By-Game Statistics

Year	S	A	T	TFL	Sacks	FR	FF	Int	PB
Murray State	3	1	4	0-0	0-0	0-0	0	0-0	1
FIU	1	2	3	0-0	0-0	0-0	0	0-0	0
Kentucky	2	4	6	1.0-3	0-0	0-0	0	0-0	2
Marshall	9	1	10	2.0-12	0-0	0-0	0	0-0	0
North Carolina	4	1	5	0-0	0-0	1-0	0	0-0	1
Cincinnati	2	4	6	0-0	0-0	0-0	0	0-0	2
Rutgers	6	1	7	0-0	0-0	0-0	0	0-0	2
Syracuse	2	0	2	1.0-4	0-0	0-0	1	0-0	0
West Virginia	7	3	10	0-0	0-0	0-0	1	0-0	0
Pittsburgh	10	3	13	0-0	0-0	0-0	0	0-0	0
Connecticut	8	2	10	0-0	0-0	0-0	1	0-0	0
USF	3	2	5	0-0	0-0	0-0	0	1-9	1

**2010 Game-By-Game Statistics**

Year	S	A	T	TFL	Sacks	FR	FF	Int	PB
Kentucky	5	1	6	1.0-2	0-0	0-0	0	0-0	0
E. Kentucky	3	0	3	1.0-8	0-0	0-0	0	0-0	0
Oregon St.	2	5	7	0.0-0	0-0	0-0	0	0-0	0
Arkansas St.	2	4	6	0.0-0	0-0	1-0	0	0-0	0
Memphis	4	0	4	1.0-1	0-0	0-0	0	0-0	0
Cincinnati	4	1	5	1.0-1	0-0	0-0	0	0-0	0
Connecticut	7	1	8	0-0	0-0	0-0	1	0-0	0
Pittsburgh	5	3	8	0-0	0-0	0-0	0	0-0	1
Syracuse	11	2	13	0-0	0-0	0-0	0	0-0	0
USF	5	4	9	0.5-1	0-0	0-0	0	0-0	0
WVU	4	1	5	0-0	0-0	0-0	0	0-0	0
Rutgers	4	2	6	1.5-7	1.0-7	0-0	0	0-0	0
Southern Miss	6	2	8	0-0	0-0	0-0	0	0-0	0

**Career Statistics**

Year	GP	S	A	T	TFL	Sacks	FR	FF	Int	PB
2010	13-12	62	26	88	6.0-20	1.0-7	1-0	1	0-0	1
2011	12-12	57	24	81	4.0-19	0-0	1-0	3	1-9	9
Totals	25-24	119	50	169	10.0-39	1.0-7	2-0	4	1-9	10



**JAKE SMITH**

• OG, 6-3, 315, r-Fr.  
• Jacksonville, Ala. (Jacksonville)

**#53**

Louisville: Coming off a solid spring where he worked with the first unit at offensive guard ... showed good strength and agility from the guard position ... earned valuable playing time in the spring after red-shirting last season.

2011: Has started every game at right guard ... one of three linemen to start every game.

2010: Red-shirted.

Jacksonville High School: Big-body who moves well for a 300-pounder ... has great size and has excellent upper-body strength ... quick out of his stance and mauls the opposition when locked into the frame of the defender and runs legs on contact ... played for Roland Houston at Jacksonville High School in Jacksonville, Ala ... could play both tackle and guard ... named Honorable Mention All-State ... selected All-Area and All-County ... named Player of Week by Alabama A-10 radio station ... earned the Scramble Award for the squad ... two-year team captain ... played both offensive guard and defensive tackle...rated as a two-star offensive lineman by Rivals.com and a two-star prospect by Scout.com ... ranked as the 111th-best offensive by ESPN.com ... played defensive end before moving to the offensive side of the football ... was a three-year starting pitcher on the baseball team.

Personal: Son of Jane Eldemire and Wayne Smith ... born 3/17/1992 ... marketing major.



**MARCUS SMITH**

• DE, 6-4, 251, So.  
• Columbus, Ga. (Hardaway)

**#17**

Louisville: Came to Louisville as a quarterback before moving to linebacker in the summer ... made the transition to defensive end this spring ... excellent athlete who will get better with added reps this fall ... has added bulk to become a solid defensive lineman ... coaching staff expects big things from him this fall.

2011: Appeared in nine games making four starts ... has fought with injuries and has missed the last three games ... five of 10 tackles have been sacks ... tied for the team lead in sacks ... notched fifth sack of the season in win against Syracuse ... added four stops and a sack at Cincinnati ... exploded for three sacks for a loss of 24 yards in loss at North Carolina ... had two solo stops versus Murray State.

2010: Appeared in nine games at linebacker and special teams ... recorded three total tackles and one tackle for loss ... started at linebacker versus Kentucky ... recorded first tackle against Eastern Kentucky ... also registered stops against Memphis and Southern Mississippi ... recorded first career tackle for loss against Memphis.

Hardaway High School: Exciting dual-threat quarterback who can also play a number of different positions ... played for Jeff Battles at Hardaway High School in Columbus, Ga. ... rated as a three-star quarterback by Rivals.com and a two-star prospect by Scout.com ... ranked as the 37th-best athlete by ESPN.com ... rated as the 98th quarterback nationally and the No. 84 prospect in the state of Georgia ... selected to the 2009 AAAA All-Region second-team as a quarterback ... voted the team's Co-Offensive Player of the Year as a senior ... passed for more than 1,800 yards and 14 touchdowns for Hardaway last season, while adding 227 yards and four touchdowns rushing ... been measured with a vertical leap of 35-inches... ranked No. 83 in Georgia by Rivals.com and given a 5.6 rating on their scale.

Personal: Son of Elba Wilson and Marcus Smith ... born 3/31/92...undecided major.

**Career Highs**

Total Tackles - 4 at Cincinnati, 2011

Solo Tackles - 3 at North Carolina, 2011

Assisted Tackles - 2 at Cincinnati, 2011

Tackles for Loss - 3.0 at North Carolina, 2011

Sacks - 3.0 at North Carolina, 2011

Forced Fumbles - 1 at Cincinnati, 2011

**2011 Game-By-Game Statistics**

Year	S	A	T	TFL	Sacks	FR	FF	Int	PB
Murray State	2	0	2	0-0	0-0	0-0	0	0-0	1
FIU	0	0	0	0-0	0-0	0-0	0	0-0	0
Kentucky	0	0	0	0-0	0-0	0-0	0	0-0	0
Marshall	0	0	0	0-0	0-0	0-0	0	0-0	0
North Carolina	3	0	3	3.0-24	3.0-24	0-0	0	0-0	0
Cincinnati	2	2	4	1.0-8	1.0-8	0-0	1	0-0	0
Rutgers	0	0	0	0-0	0-0	0-0	0	0-0	0
Syracuse	1	0	1	1.0-6	1.0-6	0-0	0	0-0	0
West Virginia	0	0	0	0-0	0-0	0-0	0	0-0	0
Pittsburgh	DNP								
Connecticut	DNP								
USF	DNP								



### Career Statistics

Year	GP	S	A	T	TFL	Sacks	FR	INT	PB
2010	9-1	1	2	3	1.0-1	0-0	0-0	0	0
2011	9-5	8	2	10	5.0-38	5.0-38	0-0	0	1
Totals	18-6	9	4	13	6.0-39	5.0-38	0-0	0	1



**WILL  
STEIN**

• QB, 5-10, 176, Jr.  
• Louisville, Ky. (Trinity)

**#4**

**Louisville:** Heady quarterback with a strong arm ... will battle for the starting job this fall ... has played well when called upon during his Louisville career ... student of the game who is an energetic leader.

**2011:** Started the season as the starting quarterback before being injured at Kentucky ... completed 52-of-84 passes on the season for 620 yards and five touchdowns ... only threw one interception ... had two multi-touchdown games ... returned to action and completed a pass at Connecticut ... went 2-for-4 at Cincinnati for six yards ... was 2-for-4 for 40 yards, including 38-yard touchdown pass before leaving Kentucky game with injury ... completed 30-of-43 passes for 349 yards and two touchdowns in loss to FIU ... went for 226 yards and two touchdowns in season-opener when he completed 17-of-32 passes.

**2010:** Appeared in two games ... came off the bench for injured Justin Burke and went 9-for-14 for 72 yards passing in the win over Rutgers ... had first career touchdown pass, a 1-yarder to Cameron Graham.

**2009:** Started two games at quarterback as a walk-on ... finished 14-of-26 for 100 yards passing in second career start at WVU ... threw for career best 232 yards on 20-of-39 passing in first career start in Louisville's win over Arkansas State ... saw first collegiate action as the backup in Cards' season-opening win over Indiana State.

**Trinity High School:** Led Trinity High School to the 2007 state title.. completed 70.8 percent of his passes ... threw for 3,697 yards and a school record 54 touchdowns ... named the Kentucky Football Coaches Association District Player of the Year ... played in the EAST-WEST All-State game ... named MVP of the East squad ... named third team All-State by the Courier-Journal ... named Trinity's Most Valuable Player and earned the Captain's Award ... voted to the Lexington Herald's Class of the Commonwealth ... caught 18 passes for 301 yards and three scores as a junior ... was the back-up quarterback ... led Trinity to the 4A state title ... also played wide receiver and quarterback on the 2005 state title team.

**Personal:** Son of Debbie and Matt Stein ... born 9/25/89 ... sports administration major.

### Career Highs

Completions - 30 vs FIU, 2011

Attempts - 43 vs FIU, 2011

Yards - 349 vs FIU, 2011

Passing TD - 2 vs Murray State, vs FIU, 2011

Long Pass - 39 vs Murray State, 2011

Rush Att. - 13 vs FIU, 2011

Rushing Yds. - 22 at Rutgers, 2010

Long Rush - 15 at Rutgers, 2010

### 2011 Game-By-Game Statistics

Opponent	Att	Comp	Int	Pct	Yds	TD
Murray State	32	17	0	53.1	226	2
FIU	43	30	1	69.8	349	2
Kentucky	4	2	0	50.0	40	1
Marshall	DNP					
North Carolina	DNP					
Cincinnati	4	2	0	50.0	6	0
Rutgers	DNP					
Syracuse	DNP					
West Virginia	DNP					
Pittsburgh	DNP					
Connecticut	1	1	0	100.0	-1	0
USF	DNP					

### Career Statistics

Year	GP	Att	Comp	Int	Pct	Yds	TD
2009	4-2	78	43	1	55.1	450	0
2010	2-0	14	9	0	64.2	72	1
2011	5-3	84	52	1	61.9	620	5
Totals	11-5	176	104	2	59.1	1,142	6



**CHRIS  
WHITE**

• TE, 6-4, 243, So.  
• Elizabethtown, Ky. (John Hardin)

**#81**

**Louisville:** Sure handed tight end who has made an impact down the stretch.

**2011:** Appeared in five games after making debut against Syracuse ... made three starts ... hauled in a 12-yard pass at USF ... had one reception for 26 yards in win at Connecticut ... added a 10-yard reception against Pittsburgh ... set a career-high with two receptions at West Virginia ... had 25 yards receiving at Morgantown.

**2010:** Did not see game action.

**2009:** Red-shirted after walking on to the team.

**John Hardin High School:** Played for Mark Brown at John Hardin High School... was a four-year basketball and football performer... selected All-Area in football as a senior... caught 15 passes for 350 yards and six touchdowns during his final campaign... two-time honor roll honoree.

**Personal:** Son of Kim and Vince White... born 4/13/91... sports administration major.

### Career Statistics

Year	GP	Rec	Yds	Avg.	TD	Lg
2011	5-3	5	73	14.6	0	26
Totals	5-3	5	73	14.6	0	26


**JEREMY  
WRIGHT**

• RB, 5-11, 199, So.  
• Clermont, Fla. (East Lake)

**#28**

Louisville: Exciting young player ... emerged as a kick returner ... showed a burst and good power at running back ... needs to learn to catch ball out of the backfield ... will be counted on to be a playmaker on offense and in the kick return game.

**2011:** Third on the team with 337 yards rushing ... fourth on the team with 72 carries ... averaging 4.7 yards per tote ... also has seven receptions for 27 yards out of the backfield ... only Cardinal to rush for over 100 yards in a game this season ... leads the team with 17 kick returns ... averaging 21.6 yards per kick return ... carried one time for two yards at USF ... had one kick return for 24 yards against the Bulls ... added 22 yards on the ground at Connecticut ... found the end zone in win at West Virginia ... returned a kick 27 yards against the Mountaineers ... carries 11 times for 108 yards in win against Rutgers ... added 25 yards on the ground on six carries at Cincinnati ... added four kick returns for 85 yards against the Bearcats ... rushed seven times for 15 yards at North Carolina ... had 17-yard run en route to finishing with 51 yards on seven carries in win against Kentucky ... carried 15 times for 54 yards in loss to FIU ... returned four kicks for 93 yards versus FIU ... added 14 carries for 31 yards in season-opening win versus Murray State.

**2010:** Finished second on the team in rushing with 327 yards and four scores ... also averaged 30.6 yards a kick return, which ranked fifth nationally and second in the BIG EAST ... carried five times for 31 yards in the bowl game win over Southern Mississippi ... sparked the team with a 95-yard kickoff return for a touchdown...rushed three times for 65 yards, including a career-long 64-yard touchdown run against Rutgers ... made first career start versus USF, finishing with 18 yards rushing on five carries and adding one catch ... had career-highs with 98 yards on 19 carries and two touchdowns in the road win over Syracuse ... had touchdown runs of 28 yards and 12 yards. rushed for 58 yards on seven carries and first career touchdown, a career long 28 yard run versus Memphis ... made first career appearance but did not have a rush versus Eastern Kentucky.

2009: Red-shirted.

**East Lake High School:** Played for Bud O'Hara at East Lake High School ... rushed for 4,133 yards and 43 touchdowns in three seasons at East Lake High School ... holds the state record for average yards rushing per game in Class 6A ... has been clocked at 4.5 ... ran for a state-high 2,707 yards and scored 28 touchdowns, which was second only to Emmitt Smith in the history of Florida football ... against Wekiva, he gained 492 yards — Central Florida's all-time best and the second-best rushing performance in state history ... also rushed for 455 yards in a game ... selected first team All-State in Class 6A ... selected to play in the Central Florida All-Star game, where he was named the game's Most Valuable Player ... selected to the 2008 All-Southern Team ... ran for 1,240 yards and 14 scores as a junior, including 276 yards in the season opener ... ran a solid 10.7 in the 100-yard dash.

**Personal:** Son of Hope Pace and Tim Wright... born 1/28/91... exercise science and sports medicine major.

#### Career Highs

Att. - 19 at Syracuse, 2010  
Rush Yds. - 108 vs Rutgers, 2011  
Rush TDs- 2 at Syracuse, 2010  
Long Rush - 64 at Rutgers, 2010  
Receptions- 2 vs FIU, 2011  
Rec. Yds - 12 vs FIU, 2011

Rec. TD - 0

Long Rec. - 10 at Pitt, 2010

#### 2011 Season Highs

Att. - 15 vs FIU  
Rush Yds. - 108 vs Rutgers  
Rush TDs- 1 at West Virginia  
Long Rush - 29 vs Rutgers  
Receptions - 2 vs FIU  
Rec. Yds - 12 vs FIU  
Rec. TD - 0  
Long Rec. - 7 vs FIU

#### 2011 Game-by-Game Statistics

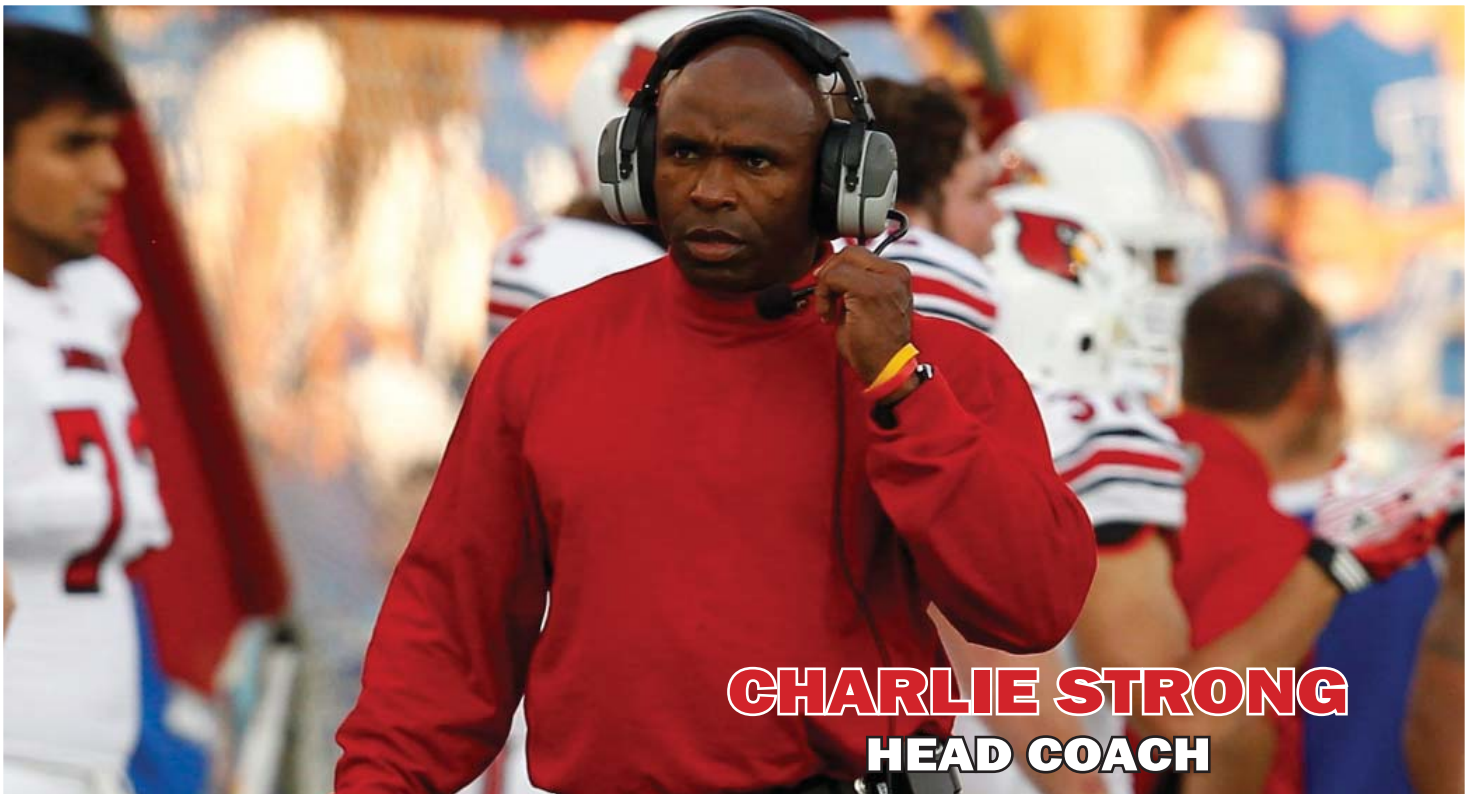
Opponent	Att.	Net	Avg.	TD	Lg	Rec	Yds	TD
Murray State	14	31	2.2	0	6	0	0	0
FIU	15	54	3.6	0	11	2	12	0
Kentucky	7	51	7.3	0	17	0	0	0
Marshall	0	0	0.0	0	0	1	1	0
North Carolina	7	15	2.1	0	8	1	4	0
Cincinnati	6	25	4.2	0	7	0	0	0
Rutgers	11	108	9.8	0	29	0	0	0
Syracuse	3	19	6.3	0	10	1	6	0
West Virginia	3	10	3.3	1	8	0	0	0
Pittsburgh	DNP							
Connecticut	5	22	4.4	0	9	1	-1	0
USF	1	2	2.0	0	2	1	5	0

#### 2010 Game-by-Game Statistics

Opponent	Att.	Net	Avg.	TD	Lg	Rec	Yds	TD
E. Kentucky	0	0	0.0	0	0	0	0	0
Oregon St.	0	0	0.0	0	0	0	0	0
Memphis	7	58	8.3	1	28	0	0	0
Cincinnati	0	0	0.0	0	0	0	0	0
Connecticut	1	12	12.0	0	12	0	0	0
Pittsburgh	6	25	4.2	0	12	1	10	0
Syracuse	19	98	5.2	2	28	0	0	0
USF	5	18	3.6	0	5	1	6	0
WVU	13	20	1.5	0	6	0	0	0
Rutgers	3	65	21.7	1	64	1	-4	0
Southern Miss	5	31	6.2	0	15	0	0	0

#### Career Statistics

Year	GP	Att.	Net	Avg.	TD	Lg	Rec	Yds	TD
2010	11-1	59	327	5.5	4	64	3	12	0
2011	11-0	72	337	4.7	1	29	7	27	0
Totals	22-1	131	664	5.1	5	64	10	39	0



## **CHARLIE STRONG**

### **HEAD COACH**

After waiting 27 years for his opportunity to be a head coach, Charlie Strong is making it look like it's been worth the wait.

Strong has guided his first two teams to consecutive bowl appearances and the school's first BIG EAST title since 2006. He took the Cardinals to a 7-5 record this season, which included a three-way title for the BIG EAST crown.

Strong saw his young team get off to a slow start, but did snap a four-game losing streak to Kentucky. Sitting at 2-4 after a loss to Cincinnati on Oct. 15, the Cardinals rattled off wins in five of their last six games, including a win over nationally ranked West Virginia.

His first year was quite a first season for the long-time assistant coach, who took over a program with two straight losing seasons. He guided the Cardinals to a 7-6 record and was named the BIG EAST Coach of the Year.

On the field, Strong led the Cardinals to a remarkable 7-6 record, but had the Cardinals playing hard and consistent football all season. Louisville was in every football game it played, losing six games by a total of 49 points.

For his efforts, Strong was tabbed by his BIG EAST peers as the league's Co-Coach of the Year.

After combining to win just two BIG EAST games in 2008 and 2009, Strong guided the Cardinals to a 3-4 record, including its first BIG EAST shutout — a 26-0 win over BIG EAST champion Connecticut.

Louisville also snapped its 10-game road league losing streak with a 28-20 win at Syracuse

and a 40-13 victory over Rutgers to achieve bowl eligibility.

Louisville defeated Southern Mississippi 31-28 in the 2010 Beef 'O'Brady's Bowl in St. Petersburg, Fla. after falling behind 14-0. It capped one of the best turnarounds in Division I football, improving by +3 games from the previous season.

Strong helped the Cardinals play great defense in his first season, guiding the Cardinals to a top 20 finish in total defense and ranking in the top 10 in sacks.

Off the field, Strong coached four first-team All-BIG EAST performers in Bilal Powell, Johnny Patrick, Cameron Graham and Mark Wetterer, while Hakeem Smith was the BIG EAST Newcomer of the Year.

Arguably one of the most revered defensive coaches in the country, Strong brings 27 years of collegiate coaching experience, two National Championships and 20 different appearances in bowl games to the sidelines at U of L.

He has also worked for three different head coaches who have won national championships in former Florida coach Urban Meyer, South Carolina's Steve Spurrier and former Notre Dame head coach Lou Holtz.

During his tenure at Florida, he has coached 13 All-Americans, a National Defensive Player of the Year, a Jack Tatum Award winner, two SEC Defensive Freshmen of the Year, two Thorpe Award finalists, two Nagurski Trophy finalists and the 2008 Chevrolet Defensive Player of the Year. He has developed seven first-round NFL Draft picks

and 18 players that were selected in the third round or higher.

In 2010, cornerback Joe Haden was the seventh pick in the NFL Draft to the Cleveland Browns, while Carlos Dunlap, Brandon Spikes, Jermaine Cunningham and Major Wright were all selected in the first three rounds.

Strong came to Louisville after spending seven seasons as the defensive coordinator at the University of Florida, including his last two as the Associate Head Coach. It was his fourth different stint at UF, having coached at Florida from 1991-94; 1988-89 and 1983-84. He served as Florida's interim head coach in 2004, falling to Miami 27-10 in the Peach Bowl.

In 2009, Strong guided one of the nation's top defensive units, finishing in the top five in four different statistical categories. UF was third in the nation in scoring defense (11.54 ppg), third in pass defense (151.46), fourth in total defense (253.08) and fifth in pass efficiency defense (93.91) in leading the Gators to a 12-1 record and a trip to the SEC Championship game for the third time in Strong's tenure as the defensive coordinator.

Five members of his 2009 defense earned first or second All-SEC accolades. Strong was named a finalist for the Frank Broyles Award, given to the nation's top assistant coach for the second straight year, and is the only second three-time finalist in the history of the award. Strong's defense in 2008 ranked in the top 20 nationally in 10 statistical categories, including a school-record tying 26 interceptions that also tied for the most



in the country that season. UF's scoring defense showed the third-largest improvement from the 2007 season to the 2008 season, finishing fifth in the nation by yielding only 12.9 points per game.

His most impressive output of the season came in the 2009 FedEx BCS National Championship Game versus Oklahoma, who entered the contest with a nation's best 54.0 scoring average. The Gators held the highest-scoring offense in the history of college football and the Heisman-winning quarterback Sam Bradford to just 14 points and 363 total yards in Florida's 24-14 win to guide the Gators to their second national title in three years. For his outstanding work in 2008, Strong was named a finalist for the Broyles Award for the second time in his career. Strong also coached a group of linebackers that included consensus first-team All-American and repeat first-team All-SEC performer Brandon Spikes, who was a finalist for the 2008 Bronko Nagurski Award.

In his seven years at UF as defensive coordinator, the Gators intercepted 131 passes, the third-highest total in the nation and the most in the SEC during the last seven seasons. A tenacious recruiter, Strong was named one of the nation's top-25 best recruiters by Rivals.com for his part in inking the 2007 signing class that was ranked No. 1 by most outlets. He was also a vital part in helping Florida lead the SEC in rushing defense for the second straight season while surrendering only 103.3 yards per game, registering as the 10th-best nationally. In 2007, he also helped develop Spikes into a consensus first-team All-SEC selection.

It marked the first time since 1999 that a freshman or sophomore linebacker earned Coaches' First-Team All-SEC recognition. In 2006, Strong helped guide the Gator defense that limited op-

ponents to a league best 72.5 rushing yards per game. That figure marked the second-lowest total in school history, and stood nearly 25 yards better than the next-best team in the SEC. The Gators' run defense ranked fifth nationally in 2006, while they rated sixth in the nation in total defense with an average of 255.4 yards per contest. Under Strong's watch, Florida set a BCS record for fewest yards allowed in their national title bout with Ohio State, yielding only 82 yards to better the previous record by 72.

Three members of the UF defense earned All-America recognition and six players received All-SEC honors in 2006. Since the 2003 season, Strong's defensive units have allowed an average of 17.6 points per game, which ranks ninth in the country over that span, have forced a mind-boggling 193 turnovers and an average of 308.6 yards per contest. From 1999-2002, Strong served as defensive coordinator at South Carolina, earning finalist honors for the Broyles Award in 2000. He guided the Gamecocks to a top-20 national ranking in total defense twice, while the 2000 squad ranked sixth in the country in scoring defense after yielding just 15.8 points per game. Strong also spent four seasons at Notre Dame, overseeing the defensive line on a defense that registered a single-season school-record 41.5 sacks in 1997.

A four-year letterwinner at the University of Central Arkansas, Strong was a three-time All-Conference selection in football and a two-time honoree in track. He is married to the former Victoria Lovallo, and the couple has two daughters, Hailee (13) and Hope (10). Strong has one son, Tory (23).

## STRONG FILE

Birthdate: Aug. 2, 1960

Hometown: Batesville, Ark.

Education: B.A. in Education  
(Central Arkansas '82)

Master's in PE from Henderson St. '83

Master's and Educational Specialists Degree in Curriculum and Instruction from Florida '85

Marital Status: Married to the former Victoria Lovallo

Children: Tory (23), Hailee (13), Hope (10)

## COACHING EXPERIENCE

2010-present      Louisville  
Head Coach

2008-09      Florida  
Assoc. Head Coach/Defensive Coordinator/LB

2005-07      Florida  
Asst. Head Coach/Co-Defensive Coordinator/LB

Dec. 2004      Florida  
(Interim Head Coach/Defensive Coordinator)

2003-04      Florida  
Defensive Coordinator/Defensive Ends

1999-02      South Carolina  
Defensive Coordinator

1995-98      Notre Dame  
Defensive Line

1994      Florida  
Assistant Head Coach/Defensive Tackles

1991-93      Florida  
Defensive Ends

1990      Mississippi  
Wide Receivers

1988-89      Florida  
Outside Linebackers

1986-87      Southern Illinois  
Wide Receivers

1985      Texas A&M  
Graduate Assistant

1983-84      Florida  
Graduate Assistant



## ASSISTANT COACHES/SUPPORT STAFF



**Vance Bedford**



**Shawn Watson**



**Dave Borbely**



**Kenny Carter**



**Ron Dugans**

### VANCE BEDFORD Defensive Coordinator

◆ Vance Bedford is in his second season as the defensive coordinator for the Cardinals and has put together a pair of top 25 defenses.

◆ The Cardinals ranked in the top 20 in several defensive categories. Louisville finished 14th in the country in total defense, 10th in pass defense and seventh in the country in sacks.

◆ Bedford joined the Louisville staff after serving on the defensive staff at Florida for two seasons. Bedford coached the cornerbacks at Florida, and guided the Gators to a national title and a win over Cincinnati in the 2010 Sugar Bowl.

◆ Bedford has 18 years of coaching experience at schools in the BIG EAST, SEC, Big Ten, BIG 12, and also has six years of experience in the National Football League.

◆ Bedford began his NFL coaching career as the defensive backs' coach for the Chicago Bears in 1999. He remained with the Bears until 2004, and during that time his secondary returned seven interceptions for touchdowns during a four-year stretch, equaling the team's total from the previous nine seasons combined. While with Chicago, Bedford developed three young talents in Mike Brown, Charles Tillman and Nathan Vasher.

◆ His first tenure as the Michigan's secondary coach was from 1995-98, when the Wolverines led the nation in pass defense in 1997 and ranked 20th in 1996. The Wolverines' 1997 national championship secondary set an NCAA record allowing just 8.8 yards per completion and finished fifth nationally by allowing just 133.8 passing yards per contest. His secondary in 1997 led the Big Ten and finished third nationally with 22 interceptions, and Charles Woodson became the only defensive player to ever win the Heisman Trophy.

◆ Prior to working at Michigan, he coached two seasons at Oklahoma State University in 1993 and 1994 and six seasons at Colorado State from 1987-92 as the defensive backs coach. tenure at CSU led to a trip to the 1991 Freedom Bowl and his 1990 secondary set a school record and led the nation with 25 interceptions.

### SHAWN WATSON Offensive Coordinator/QB

◆ Shawn Watson is in his first year at Louisville as the quarterbacks coach and offensive coordinator.

◆ Watson joins the Louisville staff as spending five years at Nebraska, including four as offensive coordinator and quarterbacks coach. Watson owns an impressive resume as a Big 12 coordinator and has 29 years of college coaching experience, including three years as a head coach at Southern Illinois from 1994-96.

◆ A native of Carbondale, Ill., Watson directed an offense in 2010 that ranked ninth in the country in rushing offense at 247.6 yards per game, including four games where Nebraska ran for more than 300 yards in a game. The Huskers also ranked 39th in scoring offense at 30.9 points per game and 44th in total offense, averaging 398.1 yards a contest and leading Nebraska to a 10-4 overall record.

◆ Watson was promoted to offensive coordinator prior to the 2007 season, when the Huskers threw for a school-record 3,886 yards, including the top three passing days in school history. The Nebraska offense ranked ninth nationally at 468.2 yards per game, NU's best average since 1997. A pair of Watson's quarterbacks helped Nebraska rank seventh nationally in passing with a school-record 323.8 yards per game.

◆ Watson joined the Nebraska staff after serving seven seasons at Colorado from 1999-2005 under Gary Barnett, including the last six as offensive coordinator. Watson coached on the staff of four teams that won the Big 12 North Division, including a conference title in 2001.

◆ Prior to coaching at Colorado, Watson coached at Northwestern in 1997-1998, serving as quarterbacks coach for the Wildcats. Watson earned his spot at Northwestern following a three-year stint as the head coach at Southern Illinois, Watson's alma mater.

◆ Watson earned his first head coaching job at SIU after an impressive seven-year run as an assistant coach at Miami University in Oxford, Ohio. While at Miami, Watson tutored the tight ends for three years, wide receivers for two years and served as quarterbacks coach and recruiting coordinator in his final two seasons.

◆ Watson's first full-time assistant coaching job came on Mike White's Illinois staff. Watson first served as a graduate assistant in 1983 and 1984, then worked with the offensive tackles and tight ends in 1985, before serving as the Illini's wide receivers coach in 1986. Watson was a part of two bowl teams at Illinois, including the 1983 Rose Bowl team.

### DAVE BORBELY Offensive Line

◆ Dave Borbely begins his second season as the offensive line coach at the University of Louisville.

◆ Borbely directed an inexperienced group of offensive linemen in 2011 with just one returning starter upfront, including one true freshmen, who was only one of six freshmen to start on the offensive line this season.

◆ Coaching a veteran group of offensive linemen, Borbely oversaw a unit that was widely considered by head coach Charlie Strong as the "glue" of the 2010 team. Led by first team All-BIG EAST guard Mark Wetterer and second team All-BIG EAST tackle Byron Stingily, the Cardinals allowed just 17 sacks all season, which was the second-fewest total in the BIG EAST Confer-

ence. Louisville rushed for 2,275 yards and 4.8 yards per carry and led the BIG EAST with an average of 175.0 yards per game.

◆ Borbely came to Louisville after spending four seasons as the offensive line coach at the University of Virginia. He served as the running game coordinator and offensive line coach and has coached some of the most successful linemen in the history of the Virginia football program. In 2007, Borbely tutored offensive guard Branden Albert, who was named a third-team AP All-American and selected to the All-ACC squad. He was taken as the 15th overall pick by the Kansas City Chiefs in the 2008 NFL draft.

◆ For four seasons, Borbely worked as the offensive line coach at Colorado for Gary Barnett. His resume also includes stops at Notre Dame, Stanford, Tulane, Temple, and Rice. During Borbely's four seasons at Colorado, the Buffs advanced to three bowl appearances and captured the Big 12 Northern Division on three occasions. In 2002, Colorado finished sixth in the nation in rushing.

◆ Prior to his stint with the Buffs, Borbely coached the offensive line at Notre Dame from 1998 to 2001, where he worked with Strong. While with the Irish, he coached in two New Year's Day bowls (1999 Gator and 2001 Fiesta).

◆ From 1995-1997 Borbely was the offensive line coach at Stanford where he helped the Cardinal to Liberty and Sun Bowl invitations following the 1995 and 1996 seasons. In 1996, Borbely had two players, Brad Badger and Nate Parks, selected in the NFL draft.

◆ His previous assistant coaching stops included three-year stints at Tulane (1992-94), Temple (1989-91) and Rice (1986-88).

### KENNY CARTER Running Backs/Special Teams

◆ Kenny Carter begins his second season as running backs coach and special teams coordinator for the Cardinals.

◆ Last season, Carter guided senior running back Bilal Powell to earn first team All-BIG EAST Conference accolades and also earned All-America recognition. In addition, Powell rushed for 1,405 yards, which was the second-best total in school history and registered consecutive 200-yard rushing games in 2010, becoming the first U of L player to accomplish such a feat. He tied the school record with seven 100-yard games in a season.

◆ Louisville's special teams also made drastic improvements in the return game in 2010, finishing 10th nationally in kickoff returns and 18th in punt returns. The Cardinals also had two players in the top 10 in kickoff returns in Jeremy Wright, who was fifth in the country and Victor Anderson, who was sixth. Doug Beaumont was eighth in the nation in punt return average.



## ASSISTANT COACHES/SUPPORT STAFF



**Clint Hurtt**



**Brian Jean-Mary**



**Pat Moorer**



**Larry Slade**



**Clifford Snow**

The Cardinals also ranked in the top 10 in punt return yardage allowed.

◆ Carter, who owns 19 years of coaching experience came to Louisville after spending two seasons at the University of Florida, where he helped guide the Gators to the 2008 BCS National Championship. In his first season with the Gators in 2008, Carter guided a running backs group that amassed over 1,800 yards on the ground with 16 touchdowns. With Carter at the helm of the running backs, Jeff Dumps and Chris Rainey combined to rush for over 1,200 yards in their respective freshman campaigns. Florida led the SEC in rushing offense in 2008 when they won the national championship, averaging 231.1 yards per game. The average was the highest in school history since 1989, when the Gators averaged 244.8 yards per game. The Gators also posted a school-record 42 rushing touchdowns in 2008. Both Dumps and Rainey were named Freshmen All-SEC.

◆ In 2005, he coached a youthful corps that included sophomore starter Jennings and Jackson-Garrison. Carter also mentored Steven Bright, who moved from quarterback to fullback/H-back and became a key offensive weapon as an aerial target out of the backfield. Carter, who served as an assistant at Furman when Bobby Johnson accepted the Paladins' head coaching job, worked on coaching staffs at the University of Pittsburgh, LSU, The Citadel and Penn State prior to joining Vanderbilt.

◆ At Penn State, Carter guided receivers under Joe Paterno. He was instrumental in the development of Bryant Johnson, a first-team All-Big Ten pick in 2002 and first-round 2003 NFL draft pick of the Arizona Cardinals. Johnson ranks among the all-time Penn State leaders with 110 career receptions and 2,008 career receiving yards.

◆ Carter guided running backs at Pittsburgh under former Head Coach Walt Harris, mentoring Kevan Barlow, Nick Goings and Lousaka Polite. While Barlow became a 1,000-yard rusher at Pittsburgh, Barlow (San Francisco, N.Y. Jets), Goings (Carolina) and Polite (Dallas, Chicago) have gone on to enjoy solid NFL careers. Carter worked at LSU in 1999, coaching outside linebackers.

### RON DUGANS

#### Wide Receivers

◆ Ron Dugans is in his second season coaching the wide receivers at Louisville.

◆ In his first year with the Cardinals, Dugans oversaw a unit that was consistent, and made a number of big plays led by senior Doug Beaumont, who led the Cardinals with 41 receptions for 440 yards and a score. Junior Josh Bellamy added 29 receptions for 401 yards, while Dugans' big project was the development of Andre Smith, who caught a career-high 25 passes for 377 yards and three touchdowns.

◆ Under Dugans' tutelage, Georgia Southern wide receiver Raja Andrews broke several school records during his senior campaign, en route to finishing 15th nationally in receptions per game and 20th in receiving yards. Andrews smashed the single-season records in receptions by 25 (64), the receiving yards by 200 (873) and most games gaining 100 receiving yards by three (5).

◆ In 2008, the speedy receiver corps accounted for the majority of the team's 42 receptions of 20-plus yards.

◆ Dugans spent the 2006 season at his alma mater Florida State as a graduate assistant coach on offense. FSU ended its 7-6 season with a victory over UCLA in the Emerald Bowl. The year prior he worked as a graduate assistant with the Florida State Strength and Conditioning program.

◆ As a player, Dugans spent five years in the National Football League, the first four with the Cincinnati Bengals and one season with the Houston Texans.

A member of the Florida State program from 1995-99, Dugans won a National Championship his senior year and was the wide receiver opposite fellow NFL pick Peter Warrick. Dugans holds the distinction of having played in three title games with the Seminoles, recording a stellar 45-4 record during his playing career.

◆ A native of Tallahassee, Fla., Dugans played his first two seasons at FSU before taking a medical redshirt during the 1997 campaign. He returned as a starting wide receiver his final two years in 1998-99.

◆ In his career with the Seminoles, Dugans caught 105 passes for 1,520 yards and seven touchdowns. Two of his most impressive games came in bowl games. He caught six passes for 135 yards in the 1999 Fiesta Bowl, then in his last collegiate game tallied five receptions for 99 yards and two touchdowns in the 2000 Sugar Bowl win over Virginia Tech.

### CLINT HURTT

#### Defensive Line/Recruiting Coordinator

◆ Clint Hurtt is in his second season as defensive line coach and recruiting coordinator at the University of Louisville.

◆ In two seasons in Louisville, Hurtt has put together consecutive solid recruiting classes, including his 2010 class, which finished up as the best in the history of the school. The Cardinals are ranked in the top 30 of Scout and Rivals rankings, and in the top 20 by ESPN. For his efforts this season, Hurtt was recognized by ESPN.com as the National Recruiter of the Year.

◆ Tutoring the defensive line in 2010, Hurtt took an inexperience unit and molded it into a surprisingly consistent unit. Senior defensive end Rodney Gnat led the Cardinals in sacks with nine and senior Malcolm Tatum recorded a career-best 44 stops, which was tops among the defensive line.

◆ Hurtt came to Louisville after spending three seasons at Miami (Fla.), his alma mater. Hurtt signed the top class in the Atlantic Coast Conference in 2008 and 2009, while with the Hurricanes. He helped signed the No. 1 recruiting class in the country in 2008, according to ESPN.com. The 2009 class was ranked in the top 10 in the country as six of the signees were ranked in the ESPN.com Top 150.

◆ Hurtt tutored some of the top young defensive line athletes in the country in 2008, including freshmen Marcus Robinson and Marcus Forston, who earned Freshman All-America honors that season.

◆ Hurtt was a three-year letterman for the Hurricanes as a defensive lineman. He signed with Miami in 1997 and played extensively as a freshman before redshirting in 1998 to recover from an injury. Hurtt returned to the lineup and saw extensive action in 1999 and 2000 before an injury prior to the 2001 season ended his playing career.

◆ After the injury, Hurtt joined the Hurricanes staff as a volunteer assistant on the strength and conditioning staff. In 2003, he was named a graduate assistant and worked with the defensive line for two seasons.



## ASSISTANT COACHES/SUPPORT STAFF

### BRIAN JEAN-MARY

#### Linebackers

- ◆ Brian Jean-Mary is in his second season coaching the linebackers and serving as the assistant head coach of the defense at the University of Louisville.
- ◆ In his first season with the Cardinals, Jean-Mary tutored a group of linebackers that were one of the most consistent units on the football team. Led by Brandon Heath, the linebackers finished as three of the team's top six tacklers. Heath registered 70 tackles and three sacks, while Daniel Brown had 54 tackles and three sacks.
- ◆ Jean-Mary (pronounced JON-muh-REE), who was at the University of Louisville in 2000, was instrumental in building a Georgia Tech defense that was one of the most consistent units in the country. He helped coach a Georgia Tech unit that has been ranked among the nation's Top 30 in rushing defense, total defense and scoring defense in five of the six seasons.
- ◆ Under Jean-Mary's tutelage, Yellow Jacket linebackers Phillip Wheeler and Gary Guyton became the core of the Tech defense in 2008. The duo were first and second on the team in tackles, respectively, and combined for 22.5 tackles-for-loss and 11 sacks in 2007.

Wheeler was once again awarded for his play by being selected to the All-ACC second team. As a team, Tech led the nation in sacks and ranked second in tackles-for-loss during the regular season.

- ◆ Jean-Mary tutored the linebacker duo of KaMichael Hall and Wheeler into two of the top defenders in the Atlantic Coast Conference in 2006. Wheeler earned second-team All-America honors as well as second-team All-ACC accolades, while Hall garnered honorable mention All-ACC recognition.
- ◆ Prior to his tenure at Georgia Tech, Jean-Mary spent one season coaching the defensive backs at North Alabama, one of the top programs in NCAA Division II. He helped the Lions to a 13-1 record, the Gulf South Conference title and a berth in the semifinals of the NCAA Division II playoffs in 2003. North Alabama's defense was one of the best in the nation, ranking sixth nationally in scoring defense at 14.1 points per game, and 25th in pass defense and 26th in total defense.
- ◆ Jean-Mary previously spent two years (2001-02) as a defensive graduate assistant at South Carolina under Lou Holtz and one year (2000) as a graduate assistant on the strength and conditioning staff at Louisville.

### LARRY SLADE

#### Secondary

- ◆ Larry Slade is in his third season as the secondary coach at the University of Louisville, but just finished his first year on Charlie Strong's staff.
- ◆ Slade was the lone holdover from the 2009 Louisville staff after 10 seasons at the University of Tennessee in the defensive backfield and is known for turning out some of the nation's best secondary units.
- ◆ He worked his magic again in 2010, guiding safety Hakeem Smith to an outstanding first year. Smith was a second team All-BIG EAST selection, but was also tabbed the league's Rookie of the Year and earned numerous Freshman All-America honors.
- ◆ Slade, 58, coached All-America defensive back Eric Berry, who was recognized by five All-America outlets -- American Football Coaches Association, Walter Camp Football Foundation, Football Writers Association of America, Associated Press and Sporting News -- becoming the first Tennessee player to claim unanimous mention since offensive lineman Antone Davis in 1990.
- ◆ Slade's 2000 and 2001 secondary units, aided and abetted by the rest of the defense, established school season records with 64 and 72 passes broken up, respectively. It continued a pattern of success that Slade has enjoyed in his 36 years in the coaching profession. Before coming to Tennessee, Slade spent five seasons at Texas A&M from 1994-98. His 1997 unit allowed a nation's best three passing touchdowns.
- ◆ Prior to joining the staff at A&M, Slade spent two seasons at Maryland as the defensive coordinator from 1992-93. Slade also spent six seasons at Washington from 1986-91, which was highlighted by a national championship in 1991, during which the Huskies ranked first in NCAA statistics for pass efficiency defense.
- ◆ Slade also enjoyed stops at Southern Illinois (1984-85), Howard (1983), Richmond (1982) and his alma mater Shepherd (1973-81).
- ◆ Slade, a native of Pelham, N.C., who twice was named All-West Virginia while playing guard at Shepherd in the early 1970s. He was named Little All-America honorable mention in 1971 and later inducted into the Shepherd College Hall of Fame. He received his degree in biology with a minor in English.



## 2011 LOUISVILLE STATISTICS

9/1	Murray State	W, 21-9	ESPNU	46,157
9/9	FIU	L, 24-17	ESPN	47,228
9/17	at Kentucky	W, 24-17	ESPNU	68,170
10/1	Marshall	L, 17-13	WHAS	53,267
10/8	at North Carolina	L, 14-7	ESPN2	51,500
10/15	at Cincinnati*	L, 25-16	BE Net.	40,971
10/21	Rutgers*	W, 16-14	ESPN2	48,435
10/29	Syracuse*	W, 27-10	BE Net.	44,817
11/5	at West Virginia*	W, 38-35	BE Net.	57,287
11/12	Pittsburgh*	L, 14-21	BE Net.	51,321
11/19	at Connecticut*	W, 34-20	BE Net.	34,483
11/25	at USF*	W, 34-24	ESPN2	

TEAM STATISTICS	LOU	OPP
SCORING	261	230
Points Per Game	21.8	19.2
FIRST DOWNS	196	211
Rushing	85	82
Passing	107	114
Penalty	4	15
RUSHING YARDAGE	1463	1242
Yards gained rushing	1818	1639
Yards lost rushing	355	397
Rushing Attempts	431	407
Average Per Rush	3.4	3.1
Average Per Game	121.9	103.5
TDs Rushing	12	11
PASSING YARDAGE	2475	2692
Comp-Att-Int	219-338-10	232-389-9
Average Per Pass	7.3	6.9
Average Per Catch	11.3	11.6
Average Per Game	206.2	224.3
TDs Passing	17	17
TOTAL OFFENSE	3938	3934
Total Plays	769	796
Average Per Play	5.1	4.9
Average Per Game	328.2	327.8
KICK RETURNS: #-Yards	42-957	38-953
PUNT RETURNS: #-Yards	18-93	12-5
INT RETURNS: #-Yards	9-115	10-96
KICK RETURN AVERAGE	22.8	25.1
PUNT RETURN AVERAGE	5.2	0.4
INT RETURN AVERAGE	12.8	9.6
FUMBLES-LOST	11-9	23-9
PENALTIES-Yards	86-683	62-448
Average Per Game	56.9	37.3
PUNTS-Yards	68-2538	72-2769
Average Per Punt	37.3	38.5
Net punt average	36.4	34.9
TIME OF POSSESSION/Game	31:59	28:01
3RD-DOWN Conversions	67/171	69/181
3rd-Down Pct	39%	38%
4TH-DOWN Conversions	6/13	9/16
4th-Down Pct	46%	56%
SACKS BY-Yards	32-250	36-199
MISC YARDS	94	0
TOUCHDOWNS SCORED	33	29
FIELD GOALS-ATTEMPTS	11-16	9-16
ON-SIDE KICKS	1-3	1-2
RED-ZONE SCORES	(27-33) 82%	(27-34) 79%
RED-ZONE TOUCHDOWNS	(20-33) 61%	(19-34) 56%
PAT-ATTEMPTS	(30-32) 94%	(27-28) 96%
ATTENDANCE	291225	285827
Games/Avg Per Game	6/48538	6/47638
Neutral Site Games		0/0

RUSHING	GP	Att	Gain	Loss	Net	Avg	TD	LG	Avg.
Brown, D.	11	131	533	51	482	3.7	4	55	43.8
Anderson, Vic	11	99	500	22	478	4.8	3	61	43.5
Wright, Jeremy	11	72	357	20	337	4.7	1	29	30.6
Bridgewater, Teddy.	12	80	251	156	95	1.2	3	26	7.9
Philpott, Chris	12	2	48	0	48	24.0	0	40	4.0
Perry, Senorise	12	12	47	20	27	2.2	1	13	2.2
Hogan, Kamal	11	2	12	0	12	6.0	0	11	1.1
Stein, Will	5	24	70	64	6	0.2	0	14	1.2
Davis, Jarrett	11	1	0	6	-6	-6.0	0	0	-0.5
Team	6	8	0	16	-16	-2.0	0	0	-2.7
Total	12	431	1818	355	1463	3.4	12	61	121.9
Opponents	12	407	1639	397	1242	3.1	11	50	103.5

PASSING	G	Effic	Comp-Att-Int	Pct	Yds	TD	LG	Avg
Bridgewater, Teddy	12	136.13	167-253-9	66.0	1855	12	58	154.6
Stein, Will	5	141.17	52-84-1	61.9	620	5	39	124.0
Brown, D.	11	0.00	0-1-0	0.0	0	0	0	0.0
Total	12	136.98	219-338-10	64.8	2475	17	58	206.2
Opponents	12	127.57	232-389-9	59.6	2692	17	83	224.3

RECEIVING	G	No.	Yds	Avg	TD	LG	Avg/G
Harris, Michaellee	12	37	455	12.3	2	44	37.9
Rogers, Eli	11	34	400	11.8	1	58	36.4
Chichester, Josh	12	27	365	13.5	2	31	30.4
Anderson, Vic	11	25	184	7.4	1	41	16.7
Bellamy, Josh	12	19	182	9.6	1	35	15.2
Parker, DeVante	10	17	276	16.2	6	42	27.6
Brown, Dominique	11	14	95	6.8	1	21	8.6
Davis, Jarrett	11	12	102	8.5	0	14	9.3
Smith, Andrell	11	10	199	19.9	1	39	18.1
Wright, Jeremy	11	7	27	3.9	0	7	2.5
White, Chris	5	5	73	14.6	0	26	14.6
Radcliff, Scott	12	5	65	13.0	2	25	5.4
McGriff-Culver, Jarel	12	3	30	10.0	0	19	2.5
Nord, Nate	9	3	22	7.3	0	16	2.4
Stein, Will	5	1	0	0.0	0	0	0.0
Total	12	219	2475	11.3	17	58	206.2
Opponents	12	232	2692	11.6	17	83	224.3

PUNT RETURNS	No.	Yds	Avg	TD	LG
Radcliff, Scott	8	39	4.9	0	30
Rogers, Eli	8	54	6.8	0	30
Paschal, Jordon	2	0	0.0	0	0
Total	18	93	5.2	0	30
Opponents	12	5	0.4	0	6

INTERCEPTIONS	No.	Yds	Avg	TD	LG
Heyman, Dexter	3	18	6.0	0	8
Evans, Mike	2	63	31.5	1	63
Conner, Anthony	1	0	0.0	0	0
Pryor, Calvin	1	25	25.0	0	25
Bushell, Adrian	1	0	0.0	0	0
Smith, Hakeem	1	9	9.0	0	9
Total	9	115	12.8	1	63
Opponents	10	96	9.6	1	71

# Belk Bowl • Louisville vs. NC State • December 27, 2011 • 8:00 p.m. ET

KICK RETURNS	No.	Yds	Avg	TD	LG
Wright, Jeremy	17	367	21.6	0	30
Perry, Senorise	8	210	26.2	0	54
Bushell, Adrian	6	206	34.3	1	100
Anderson, Vic	6	152	25.3	0	45
Brown, Dominique	3	12	4.0	0	6
Jaboin, Kenneth	1	10	10.0	0	10
Total	42	957	22.8	1	100
Opponents	38	953	25.1	0	62

FUMBLE RETURNS	No.	Yds	Avg	TD	Lg
MITCHELL, M.	1	36	36.0	1	36
JOHNSON, Andrew	0	0	0.0	1	0
Total	1	36	36.0	2	36
Opponents	0	0	0.0	0	0

## I----- PATS -----I

SCORING	TD	FGs	Kick	Rush	Rcv	Pass	DXP	Saf	Pts
Philpott, Chris	0	11-16	30-32	0-0	0	0-0	0	0	63
Parker, DeVante	6	0-0	0-0	0-0	0	0-0	0	0	36
Brown, Dominique	5	0-0	0-0	0-0	0	0-0	0	0	30
Anderson, Vic	4	0-0	0-0	0-0	0	0-0	0	0	24
Bridgewater, Teddy	3	0-0	0-0	0-0	0	0-0	0	0	18
Harris, Michaellee	2	0-0	0-0	0-0	0	0-0	0	0	12
Chichester, Josh	2	0-0	0-0	0-0	0	0-0	0	0	12
Radcliff, Scott	2	0-0	0-0	0-0	0	0-0	0	0	12
Wright, Jeremy	1	0-0	0-0	0-0	0	0-0	0	0	6
Johnson, Andrew	1	0-0	0-0	0-0	0	0-0	0	0	6
Bellamy, Josh	1	0-0	0-0	0-0	0	0-0	0	0	6
Rogers, Eli	1	0-0	0-0	0-0	0	0-0	0	0	6
Smith, Andreell	1	0-0	0-0	0-0	0	0-0	0	0	6
Evans, Mike	1	0-0	0-0	0-0	0	0-0	0	0	6
Bushell, Adrian	1	0-0	0-0	0-0	0	0-0	0	0	6
Perry, Senorise	1	0-0	0-0	0-0	0	0-0	0	0	6
Mitchell, Malcolm	1	0-0	0-0	0-0	0	0-0	0	0	6
Total	33	11-16	30-32	0-0	0	0-0	0	0	261
Opponents	29	9-16	27-28	0-0	1	1-1	0	0	230

TOTAL OFFENSE	G	Plays	Rush	Pass	Total	Avg/G
Bridgewater, Teddy	12	333	95	1855	1950	162.5
Stein, Will	5	108	6	620	626	125.2
Brown, Dominique	11	132	482	0	482	43.8
Anderson, Vic	11	99	478	0	478	43.5
Wright, Jeremy	11	72	337	0	337	30.6
Philpott, Chris	12	2	48	0	48	4.0
Perry, Senorise	12	12	27	0	27	2.2
Hogan, Kamal	11	2	12	0	12	1.1
Davis, Jarrett	11	1	-6	0	-6	-0.5
Team	6	8	-16	0	-16	-2.7
Total	12	769	1463	2475	3938	328.2
Opponents	12	796	1242	2692	3934	327.8

FIELD GOALS	FGM-FGA	Pct	01-19	20-29	30-39	40-49	50-99	Lg	Blk
Philpott, Chris	11-16	68.8	1-1	1-1	5-7	2-5	2-2	52	0

FG SEQUENCE	Louisville Cardinals	OPPONENTS
Murray State	-	(30)
FIU	(30)	(29)
Kentucky	(20)	(20)
Marshall	47	48,19,(24)
North Carolina	40,36	-
Cincinnati	(42),(51),(18)	(21)
Rutgers	43,(52)	31,25
Syracuse	(44),(32)	(34)
West Virginia	(39)	32,23
Pitt	-	29
Connecticut	-	(24),(37)
USF	33,(30),(31)	(40)

Numbers in (parentheses) indicate field goal was made.

PUNTING	No.	Yds	Avg	Long	TB	FC	I20	Blkd
Bleser, Josh	42	1615	38.5	53	3	17	16	1
Philpott, Chris	25	923	36.9	67	0	11	6	0
TEAM	1	0	0.0	0	0	0	0	0
Total	68	2538	37.3	67	3	28	22	1
Opponents	72	2769	38.5	59	8	20	20	2

KICKOFFS	No.	Yds	Avg	TB	OB	Retn	Net	YdLn
Philpott, Chris	52	3484	67.0	15	0			
Total	52	3484	67.0	15	0	953	42.9	27
Opponents	47	2922	62.2	5	1	957	39.7	30

ALL PURPOSE	G	Rush	Rec	PR	KOR	IR	Tot	Avg/G
Anderson, Vic	11	478	184	0	152	0	814	74.0
Wright, Jeremy	11	337	27	0	367	0	731	66.5
Brown, Dominique	11	482	95	0	12	0	589	53.5
Harris, Michaellee	12	0	455	0	0	0	455	37.9
Rogers, Eli	11	0	400	54	0	0	454	41.3
Chichester, Josh	12	0	365	0	0	0	365	30.4
Parker, DeVante	10	0	276	0	0	0	276	27.6
Perry, Senorise	12	27	0	0	210	0	237	19.8
Bushell, Adrian	9	0	0	0	206	0	206	22.9
Smith, Andreell	11	0	199	0	0	0	199	18.1
Bellamy, Josh	12	0	182	0	0	0	182	15.2
Radcliff, Scott	12	0	65	39	0	0	104	8.7
Davis, Jarrett	11	-6	102	0	0	0	96	8.7
Bridgewater, Teddy	12	95	0	0	0	0	95	7.9
White, Chris	5	0	73	0	0	0	73	14.6
Evans, Mike	12	0	0	0	0	63	63	5.2
Philpott, Chris	12	48	0	0	0	0	48	4.0
McGriff-Culver, Jarel	12	0	30	0	0	0	30	2.5
Pryor, Calvin	12	0	0	0	0	25	25	2.1
Nord, Nate	9	0	22	0	0	0	22	2.4
Heyman, Dexter	12	0	0	0	0	18	18	1.5
Hogan, Kamal	11	12	0	0	0	0	12	1.1
Jaboin, Kenneth	7	0	0	0	10	0	10	1.4
Smith, Hakeem	12	0	0	0	0	9	9	0.8
Stein, Will	5	6	0	0	0	0	6	1.2
TEAM	6	-16	0	0	0	0	-16	-2.7
Total	12	1463	2475	93	957	115	5103	425.2
Opponents	12	1242	2692	5	953	96	4988	415.7



## DEFENSIVE STATISTICS

		I-----Tackles-----I				I-Sacks-I	I---Pass Def---I		I-Fumbles-I		Blkd		
		GP	Solo	Ast	Total	TFL/Yds	No-Yards	Int-Yds	BrUp	Rcv-Yds	FF	Kick	Saf
46	HEYMAN, Dexter	12	52	31	83	15.5-58	4.0-31	3-18	1		1		
2	BROWN, Preston	12	49	32	81	5.0-17	1.5-10						
29	SMITH, Hakeem	12	57	24	81	4.0-19		1-9	9	1-0	3		
33	EVANS, Mike	12	32	16	48	2.5-4		2-63	3	1-0			
21	BUSHELL, Adrian	9	31	12	43	1.5-1		1-0	2			2	
25	PRYOR, Calvin	12	28	11	39	3.0-24	1.0-20	1-25	5	2-0	2		
24	BROWN, Daniel	12	24	14	38	4.0-17	1.0-9		2				
93	PHILON, Roy	11	17	16	33	6.0-23	1.5-15		1		1		
36	HOLTON, Shenard	7	16	10	26	1.5-4	0.5-3		1				
15	JOHNSON, Andrew	11	17	7	24	1.5-3			4	1-0			
91	SAVOY, William	12	12	12	24	7.5-37	5.0-31			1-0		1	
35	CONNER, Anthony	7	17	4	21	3.0-10	1.0-4	1-0	1		1		
95	SALMON, Randy	9	12	8	20	5.0-13	1.0-4		1				
6	SCRUGGS, Greg	9	12	7	19	6.0-47	4.0-42				1		
90	DUBOSE, B.J.	12	14	5	19	3.0-11	2.0-9						
92	DUNN, Brandon	11	5	10	15	1.5-4							
44	BUTLER, B.J.	8	10	5	15	2.0-9	1.5-7						
19	FLOYD, Terrell	10	9	3	12	1.0-1							
99	BROOKS, Jamaine	9	8	3	11	2.5-9	0.5-5		2				
17	SMITH, Marcus	9	8	2	10	5.0-38	5.0-38		1		1		
32	PERRY, Senorise	12	8	2	10					1-0		1	
1	BELLAMY, Josh	12	6	3	9								
48	MOUNT, D.	8	6	3	9	2.5-17	1.5-14						
41	ROBINSON, S.	7	7	1	8	1.0-1					1		
43	ROGERS, Deon	12	3	3	6								
86	MAULDIN, L.	12	1	4	5	0.5-0							
47	MITCHELL, M.	5	2	2	4	1.0-2				1-36			
31	LEE, Champ	9	3	1	4								
23	SIMIEN, Terence	8	2	2	4								
6A	PASCHAL, Jordon	7	3		3								
12	PHILPOTT, Chris	12	3		3								
34	DURANT, George	10	2		2	1.0-8	1.0-8						
2A	HARRIS, M.	12	1		1								
88	DAVIS, Jarrett	11	1		1								
82	ROGERS, Eli	11	1		1								
81	WHITE, Chris	5	1		1								
49	MCGRIFF-CULVER	12		1	1								
30	HOGAN, Kamal	11	1		1								
Total.....		12	481	254	735	87-377	32-250	9-115	33	8-36	11	4	
Opponents.....		12	475	306	781	85.0-329	36-199	10-96	30	8-0	6	3	

## GAME-BY-GAME STATISTICS

Opponent	Score	First Downs				Rushing		Passing		Total Offense		Return Yards	TO
		Total	Rush	Pass	Pen	Number-Yards	Comp-Att-Int	Yards	Plays-Yards				
Murray State	21-9	16/19	6/13	10/5	0/1	37-159/49-143	17-33-1/17-34-3	226/148	70-385/83-291	131/41	4/3		
FIU	17-24	24/9	7/4	16/5	1/0	41-83/26-45	32-45-1/14-21-0	363/248	86-446/47-293	109/138	2/0		
Kentucky	24-17	18/21	13/3	5/14	0/4	40-181/32-35	12-22-0/27-42-0	146/255	62-327/74-290	36/72	0/1		
Marshall	13-17	16/21	7/6	9/12	0/3	29-60/45-117	20-29-2/18-30-0	221/236	58-281/75-353	50/60	2/0		
North Carolina	7-14	19/11	8/5	10/5	1/1	38-100/32-86	19-31-1/12-19-0	173/178	69-273/51-264	66/28	1/1		
Cincinnati	16-25	13/16	4/11	9/5	0/0	33-70/36-178	19-32-1/18-26-1	201/152	65-271/62-330	150/56	1/1		
Rutgers	16-14	14/19	8/4	6/12	0/3	34-187/30-91	10-18-1/18-33-3	122/207	52-309/63-298	79/50	1/3		
Syracuse	27-10	15/14	7/7	7/6	1/1	33-145/24-84	17-24-0/22-36-0	198/162	57-343/60-246	50/104	1/0		
West Virginia	38-35	15/28	7/10	8/18	0/0	33-105/34-123	21-27-1/31-44-0	246/410	60-351/78-533	127/249	1/2		
Pittsburgh	14-21	15/21	4/12	11/9	0/0	29-115/45-200	18-21-1/16-23-0	165/196	55-280/68-396	47/-2	2/1		
Connecticut	34-20	15/16	8/4	6/11	1/1	43-126/23-76	15-23-1/18-45-1	173/253	66-299/68-329	195/114	3/2		
USF	34-24	16/16	6/3	10/12	0/1	41-132/31-64	19-28-0/21-36-1	241/247	69-373/67-311	125/144	1/3		

Opponent	3rd Down Conv.	4th Down Conv.	Time of Possession	TOP Margin	Avg Yds/Rush	Avg Yds/Comp	Avg Yds/Play	Punting Number-Avg	Penalties Number-Yards	Sacks
Murray State	8-16/10-21	1-2/0-1	29:49/30:11	-0:22	4.3/2.9	13.3/8.7	5.5/3.5	5-35.2/-42.5	10-65/4-33	2/1
FIU	9-20/5-13	1-4/0-0	36:38/23:22	13:16	2.0/1.7	11.3/17.7	5.2/6.2	5-34.2/7-41.4	4-25/5-45	1/6
Kentucky	4-12/7-18	0-0/1-2	30:16/29:44	0:32	4.5/1.1	12.2/9.4	5.3/3.9	7-34.4/6-42.0	9-83/4-25	6/4
Marshall	6-14/7-16	0-0/0-0	25:16/34:44	-9:28	2.1/2.6	11.1/13.1	4.8/4.7	6-42.3/5-37.0	11-91/3-25	2/5
North Carolina	7-15/5-13	0-1/0-1	33:44/26:26	7:18	2.6/2.7	9.1/14.8	4.0/5.2	6-40.8/6-40.8	9-78/7-51	4/2
Cincinnati	4-16/4-14	1-2/1-1	33:33/26:27	7:06	2.1/4.9	10.6/8.4	4.2/5.3	6-35.2/6-45.8	6-44/4-37	3/4
Rutgers	3-10/6-13	0-0/1-1	30:04/29:56	0:08	5.5/3.0	12.2/11.5	5.9/4.7	4-29.5/3-31.3	10-72/8-40	1/0
Syracuse	4-11/3-14	0-0/2-3	32:22/27:38	4:44	4.4/3.5	11.6/7.4	6.0/4.1	5-40.6/8-40.1	6-69/12-99	4/3
West Virginia	5-13/8-14	1-1/0-1	30:46/29:14	1:32	3.2/3.6	11.7/13.2	5.8/6.8	6-33.8/3-20.7	3-25/5-30	3/4
Pittsburgh	3-11/7-14	1-1/0-0	27:17/32:41	-5:24	4.0/4.4	9.2/12.2	5.1/5.8	7-39.6/5-31.4	5-56/0-0	3/3
Connecticut	5-15/3-16	0-0/1-2	38:19/21:41	16:38	2.9/3.3	11.5/14.1	4.5/4.8	7-40.9/9-41.9	7-50/7-45	1/3
USF	9-18/4-15	1-2/3-4	35:40/24:20	11:20	3.2/2.1	12.7/11.8	5.4/4.6	4-38.2/5-34.2	3-25/3-18	2/1

## PASSING STATISTICS

#4 Will Stein	Att	Comp	Int	Pct	Yards	TD	Long	Sack	Yds	Effic
Murray State	32	17	0	53.1	226	2	39	1	6	80.58
FIU	43	30	1	69.7	349	2	31	6	43	148.64
Kentucky	4	2	0	50.0	40	1	38	1	2	216.50
Cincinnati	4	2	0	50.0	6	0	4	0	0	62.60
Connecticut	1	1	0	100.0	-1	0	-1	0	0	91.60

#5 Teddy Bridgewater	Att	Comp	Int	Pct	Yards	TD	Long	Sack	Yds	Effic
Murray State	1	0	1	0.0	0	0	0	0	0	-200.00
FIU	2	2	0	100.0	14	0	7	0	0	158.80
Kentucky	18	10	0	55.6	106	2	25	3	20	141.69
Marshall	29	20	2	70.0	221	1	41	5	20	116.66
North Carolina	30	19	1	63.3	173	1	18	2	11	116.11
Cincinnati	28	17	1	60.7	195	0	58	4	20	112.07
Rutgers	18	10	1	55.6	122	1	30	0	0	119.71
Syracuse	24	17	0	70.8	198	2	44	3	22	167.63
West Virginia	27	21	1	77.8	246	1	37	4	22	159.13
Pittsburgh	26	18	1	69.2	165	1	25	3	14	127.54
Connecticut	22	14	1	63.6	174	0	39	3	16	120.98
USF	28	19	0	67.9	241	3	30	1	3	175.51

## RUSHING GAME-BY-GAME STATISTICS

RUSHING	No-Yds/TD	MUR	FIU	UK	MAR	UNC	UC	RUT	SU	WVU	PITT	UConn	USF
Brown, D.	131-482/4	5-21/0	DNP	14-91/0	6-11/0	18-47/0	17-41/0	12-44/1	8-27/0	14-69/1	6-17/0	10-45/1	21-69/1
Anderson, V.	99-478/3	9-61/1	13-29/0	8-41/0	6-24/0	-	DNP	7-34/0	11-93/1	8-39/0	12-49/1	15-72/0	10-36/0
Wright, Jeremy	72-337/1	14-31/0	15-54/0	7-51/0	-	7-15/0	6-25/0	11-108/0	3-19/0	3-10/1	DNP	5-22/0	1-2/0
Bridgewater, T.	80-95/3	-	-	5-(-4)/0	14-16/1	11-27/0	9-2/0	3-4/0	6-(-6)/0	5-(-22)/0	10-54/0	9-(-1)/2	8-25/0
Philpott, Chris	2-48/0	2-48/0	-	-	-	-	-	-	-	-	-	-	-
Perry, Senorise	12-27/1	-	-	-	2-16/0	1-0/0	-	-	3-17/0	1-13/1	1-(-5)/0	3-(-14)/0	1-0/0
Hogan, Kamal	2-12/0	-	-	-	-	1-11/0	-	-	1-1/0	-	-	-	DNP
Stein, Will	24-6/0	6--2/0	13-0/0	3-4/0	DNP	DNP	1-2/0	DNP	DNP	DNP	DNP	1-2/0	DNP
Davis, Jarrett	1--6/0	-	-	-	-	-	-	-	1--6/0	-	-	-	DNP
TEAM	8--16/0	1-0/0	DNP	3--2/0	1--7/0	DNP	DNP	1--3/0	DNP	2--4/0	DNP	-	DNP

## RECEIVING GAME-BY-GAME STATISTICS

RECEIVING	No-Yds/TD	MUR	FIU	UK	MAR	UNC	UC	RUT	SU	WVU	PITT	UConn	USF
Harris, M.	37-455/2	1-37/0	6-79/1	2-7/0	4-34/0	3-26/0	4-39/0	2-38/1	4-96/0	2-16/0	4-38/0	3-28/0	2-17/0
Rogers, Eli	34-400/1	DNP	5-44/0	1-4/0	-	5-56/0	7-106/0	1-8/0	2-12/0	5-63/1	-	4-23/0	4-84/0
Chichester, J.	27-365/2	2-39/0	6-111/0	1-5/0	3-62/0	3-17/0	3-27/0	2-19/0	1-2/1	2-36/0	3-29/0	-	1-18/1
Parker, D.	17-276/6	3-55/1	4-52/1	1-25/1	1-9/0	DNP	DNP	-	2-44/1	2-37/0	1-12/0	-	3-42/2
Smith, Andrell	10-199/1	-	1-11/0	1-38/1	2-18/0	1-11/0	-	2-49/0	-	1-8/0	1-25/0	1-39/0	DNP
Anderson, V.	25-184/1	3-23/0	4-22/0	2-7/0	2-40/1	-	DNP	1-0/0	3-20/0	3-22/0	3-15/0	1-5/0	3-30/0
Bellamy, Josh	19-182/1	4-37/0	1-7/0	4-60/1	3-19/0	1-7/0	-	-	2-8/0	1-7/0	-	2-33/0	1-4/0
Davis, Jarrett	12-102/0	1-14/0	1-6/0	-	3-32/0	1-10/0	1-5/0	1-8/0	1-8/0	-	2-13/0	1-6/0	DNP
Brown, D.	14-95/1	-	DNP	-	1-6/0	3-33/1	1-0/0	-	1-2/0	3-32/0	2-(-2)/0	1-14/0	2-10/0
White, Chris	5-73/0	DNP	DNP	DNP	DNP	DNP	DNP	DNP	-	2-25/0	1-10/0	1-26/0	1-12/0
Radcliff, Scott	5-65/2	3-21/1	1-19/0	-	-	-	-	-	-	1-25/1	-	-	-
McGriff-Culver, J.	3-30/0	-	-	-	-	1-9/0	1-2/0	-	-	-	-	-	1-19/0
Wright, J.	7-27/0	-	2-12/0	-	1-1/0	1-4/0	-	-	1-6/0	-	DNP	1-(-1)/0	1-5/0
Nord, Nate	3-22/0	DNP	-	-	-	-	2-22/0	1-0/0	DNP	DNP	-	-	-
Stein, Will	1-0/0	-	1-0/0	-	DNP	DNP	-	DNP	DNP	DNP	DNP	-	DNP

## ALL-PURPOSE GAME-BY-GAME STATISTICS

ALL-PURPOSE YARDS	TOTAL	MSU	FIU	UK	MAR	UNC	UC	RUT	SU	WVU	PITT	UConn	USF
Anderson, Victor	814	129	63	65	64	-	DNP	34	113	139	64	77	66
Wright, Jeremy	731	81	159	70	24	19	110	154	25	37	DNP	21	31
Brown, Dominique	589	21	DNP	91	17	80	41	44	29	102	26	59	79
Harris, Michaellee	455	37	79	7	34	26	39	38	96	16	38	28	17
Rogers, Eli	454	DNP	48	4	17	56	106	8	45	63	-	23	84
Chichester, Josh	365	39	111	5	62	17	27	19	2	36	29	-	18
Parker, DeVante	276	55	52	25	9	DNP	DNP	-	44	37	12	-	42
Perry, Senorise	237	-	-	-	16	66	-	-	17	13	31	40	54
Bushell, Adrian	206	DNP	-	-	-	DNP	-	-	16	21	DNP	136	33
Smith, Andrell	199	-	11	38	18	11	-	49	-	8	25	39	DNP
Bellamy, Josh	182	37	7	60	19	7	-	-	8	7	-	33	4
Radcliff, Scott	104	52	19	-	-	-	2	-	1	-	25	-	5
Davis, Jarrett	96	14	6	-	32	10	5	8	2	-	13	6	DNP
Bridgewater, Teddy	95	-	-	-4	16	27	2	4	-6	-22	54	-1	25
White, Chris	73	DNP	DNP	DNP	DNP	DNP	DNP	DNP	-	25	10	26	12
Evans, Mike	63	-	-	-	-	-	63	-	-	-	-	-	-
Philpott, Chris	48	48	-	-	-	-	-	-	-	-	-	-	-
McGriff-Culver, Jarel	30	-	-	-	-	9	2	-	-	-	-	-	19
Pryor, Calvin	25	-	-	-	-	-	-	25	-	-	-	-	-
Nord, Nate	22	DNP	-	-	-	-	22	-	DNP	DNP	-	-	-
Heyman, Dexter	18	5	-	-	-	-	-	8	-	-	-	5	-
Hogan, Kamal	12	-	-	-	-	11	-	-	1	-	-	-	DNP
Jaboin, Kenneth	10	-	-	-	10	-	DNP	DNP	DNP	DNP	-	-	DNP
Smith, Hakeem	9	-	-	-	-	-	-	-	-	-	-	-	9
Stein, Will	6	-2	-	4	DNP	DNP	2	DNP	DNP	DNP	DNP	2	DNP
Team	-16	-	-	-2	-7	-	-	-3	-	-4	-	-	-



## DEFENSIVE GAME-BY-GAME STATISTICS

TOTAL TACKLES	UA-A	TOT	MUR	FIU	UK	MAR	UNC	UC	RUT	SU	WVU	PITT	UCONN	USF
Heyman, Dexter	52-31	83	8-4	4-2	4-8	2-2	5-0	6-1	3-2	3-1	3-3	8-1	4-3	2-4
Smith, Hakeem	57-24	81	3-1	1-2	2-4	9-1	4-1	2-4	6-1	2-0	7-3	10-3	8-2	3-2
Brown, Preston	49-32	81	9-3	0-2	1-1	5-2	3-6	5-5	3-3	4-3	6-0	6-3	2-2	5-2
Evans, Mike	32-16	48	4-1	6-1	2-1	2-0	-	2-4	3-1	3-2	6-3	1-1	0-2	3-0
Bushell, Adrian	31-12	43	DNP	2-0	8-3	4-2	DNP	-	2-0	3-1	5-2	DNP	3-2	4-2
Pryor, Calvin	28-11	39	1-1	1-0	0-1	-	1-0	2-3	4-1	4-1	6-0	3-0	2-4	4-0
Brown, Daniel	24-14	38	4-3	5-2	2-4	3-3	2-0	-	4-0	3-1	0-1	-	-	1-0
Philon, Roy	17-16	33	DNP	1-1	2-2	5-1	1-1	1-3	1-1	0-1	2-3	2-0	0-1	2-2
Holton, Shenard	16-10	26	3-1	3-1	1-1	4-2	3-2	2-2	DNP	DNP	DNP	DNP	0-1	DNP
Johnson, Andrew	17-7	24	-	2-0	2-0	DNP	DNP	0-1	1-0	3-1	5-1	2-0	1-4	1-0
Savoy, William	12-12	24	4-1	1-0	2-2	0-1	-	-	-	1-2	1-2	3-1	0-2	0-1
Conner, Anthony	17-4	21	1-0	2-0	2-2	4-0	6-0	0-1	2-1	DNP	DNP	DNP	DNP	DNP
Salmon, Randy	12-8	20	0-1	2-1	1-2	1-1	DNP	-	3-0	1-0	2-1	2-2	DNP	DNP
Scruggs, Greg	12-7	19	2-0	2-0	3-2	1-0	2-1	1-1	-	DNP	1-3	-	DNP	DNP
Dubose, B.J.	14-5	19	3-1	-	0-1	-	1-0	4-2	2-0	0-1	-	1-0	1-0	2-0
Butler, B.J.	10-5	15	DNP	DNP	2-2	1-1	-	1-1	-	3-0	2-1	1-0	DNP	DNP
Dunn, Brandon	5-10	15	DNP	-	0-3	0-1	0-1	1-2	1-1	0-2	-	-	-	3-0
Floyd, Terell	9-3	12	-	DNP	1-0	-	3-2	1-1	1-0	-	-	3-0	-	DNP
Brooks, Jamaine	8-3	11	-	DNP	-	-	DNP	0-1	1-1	-	DNP	2-1	2-0	3-0
Perry, Seniorise	8-2	10	-	-	-	1-0	0-1	1-0	-	2-0	3-0	-	1-1	-
Smith, Marcus	8-2	10	2-0	-	-	-	3-0	2-2	-	1-0	-	DNP	DNP	DNP
Mount, Deiontrez	6-3	9	DNP	DNP	DNP	DNP	-	-	-	5-0	0-1	0-1	0-1	1-0
Bellamy, Josh	6-3	9	-	-	-	-	0-1	-	-	-	-	6-1	0-1	-
Robinson, Stephan	7-1	8	0-1	DNP	2-0	3-0	DNP	-	-	2-0	-	DNP	DNP	DNP
Rogers, Deon	3-3	6	1-0	-	-	0-2	1-0	-	1-0	-	0-1	-	-	-
Mauldin, Lorenzo	1-4	5	-	-	0-1	-	-	-	1-0	-	0-1	-	0-1	0-1
Simien, Terence	2-2	4	-	-	DNP	DNP	DNP	DNP	-	-	1-0	-	0-2	1-0
Mitchell, Malcolm	2-2	4	2-1	-	-	0-1	DNP	DNP	DNP	DNP	DNP	DNP	-	DNP
Lee, Champ	3-1	4	0-1	-	DNP	-	-	-	1-0	-	DNP	DNP	1-0	1-0
Paschal, Jordon	3-0	3	DNP	-	DNP	DNP	DNP	1-0	-	-	-	DNP	1-0	1-0
Philpott, Chris	3-0	3	1-0	-	1-0	-	-	1-0	-	-	-	-	-	-
Durant, George	2-0	2	-	-	-	-	DNP	-	1-0	-	-	-	DNP	1-0
McGriff-Culver	0-1	1	-	-	-	-	-	-	-	-	-	-	0-1	-
Davis, Jarrett	1-0	1	-	-	-	-	-	1-0	-	-	-	-	-	DNP
Hogan, Kamal	1-0	1	-	-	1-0	-	-	-	-	-	-	-	-	DNP
Harris, Michaellee	1-0	1	-	-	-	-	-	-	-	-	1-0	-	-	-
Rogers, Eli	1-0	1	DNP	-	-	-	-	-	-	-	-	-	1-0	-
White, Chris	1-0	1	DNP	DNP	DNP	DNP	DNP	DNP	DNP	-	1-0	-	-	-

SACKS	UA-A	TOT	MSU	FIU	UK	MAR	UNC	UC	RUT	SU	WVU	PITT	UCONN	USF
Savoy, William	4-2	5.0	1.0-9	-	1.5-7	-	-	-	-	0.5-3	-	2.0-12	-	-
Smith, Marcus	5-0	5.0	-	-	-	-	3.0-24	1.0-8	-	1.0-6	-	DNP	DNP	DNP
Heyman, Dexter	4-0	4.0	-	1.0-12	-	-	1.0-3	-	-	1.0-9	-	-	1.0-7	-
Scruggs, Greg	4-0	4.0	1.0-9	-	2.0-23	-	-	-	-	DNP	1.0-10	-	DNP	DNP
Dubose, B.J.	2-0	2.0	-	-	-	-	-	-	2.0-9	-	-	-	-	-
Philon, Roy	1-1	1.5	DNP	-	1.5-15	-	-	-	-	-	-	-	-	-
Mount, Deiontrez	1-1	1.5	DNP	DNP	DNP	DNP	-	-	-	-	-	0.5-6	-	1.0-8
Butler, B.J.	1-1	1.5	DNP	DNP	1.0-3	0.5-4	-	-	-	-	-	-	DNP	DNP
Brown, Preston	1-1	1.5	-	-	-	-	-	-	-	1.5-10	-	-	-	-
Conner, Anthony	1-0	1.0	-	-	-	1.0-4	-	-	-	DNP	DNP	DNP	DNP	DNP
Durant, George	1-0	1.0	-	-	-	-	DNP	-	-	-	-	-	DNP	1.0-8
Brown, Daniel	1-0	1.0	-	-	-	-	-	-	1.0-9	-	-	-	-	-
Salmon, Randy	1-0	1.0	-	-	-	-	DNP	-	-	-	1.0-4	-	DNP	DNP
Pryor, Calvin	1-0	1.0	-	-	-	-	-	-	-	-	1.0-20	-	-	-
Holton, Shenard	0-1	0.5	-	-	-	0.5-3	-	-	DNP	DNP	DNP	DNP	-	DNP
Brooks, Jamaine	0-1	0.5	-	DNP	-	-	DNP	-	-	-	DNP	0.5-5	-	-

## SUPERLATIVES

### Louisville Highs

Points Scored	38 at West Virginia (11/5)
Total Yards	446 vs. FIU (9/9)
Rushing Yards	187 vs. Rutgers (10/21)
Rushing Attempts	43 at Connecticut (11/19)
Rushing TDs	3 at West Virginia (11/5); at Connecticut (11/19)
Passing Yards	363 vs. FIU (9/9)
Passes Completed	32 vs. FIU (9/9)
Passes Attempted	45 vs. FIU (9/9)
Passing TDs	3 at Kentucky (9/17); at USF (11/25)
Passes Intercepted	2 vs. Marshall (10/1)
First Downs	24 vs. FIU (9/9)
Penalties	11 vs. Marshall (10/1)
Penalty Yards	91 vs. Marshall (10/1)
Sacks	6 at Kentucky (9/17)

### Louisville Lows

Points Scored	7 at North Carolina (10/8)
Total Yards	271 at Cincinnati (10/15)
Rushing Yards	60 vs. Marshall (10/1)
Rushing Attempts	29 vs. Marshall (10/1), vs. Pittsburgh (11/12)
Rushing TDs	0, Four Times
Passing Yards	122 vs. Rutgers (10/21)
Passes Completed	10 vs. Rutgers (10/21)
Passes Attempted	18 vs. Rutgers (10/21)
Passing TDs	0 at Cincinnati (10/15); at Connecticut (11/19)
Passes Intercepted	0 at UK (9/17); vs. Syracuse (10/29); at USF (11/25)
First Downs	13 at Cincinnati (10/15)
Penalties	3 at West Virginia (11/5); at USF (11/25)
Penalty Yards	25 vs. FIU (9/9); at West Virginia (11/5)
Sacks	1 vs. FIU (9/9); vs. RU (10/21); at UConn (11/19)

### Louisville Individual Highs

All-Purpose Yards	159 by Jeremy Wright vs. FIU (9/9)
Rushing Yards	108 by Jeremy Wright vs. Rutgers (10/21)
Rushing Attempts	21 by Dominique Brown at USF (11/25)
Rushing TDs	2 by Teddy Bridgewater at UConn (11/19)
Longest Rush	61 (TD) by Victor Anderson vs. Syracuse (10/29)
Passing Yards	349 by Will Stein vs. FIU (9/9)
Pass Completions	30 by Will Stein vs. FIU (9/9)
Passing Attempts	43 by Will Stein vs. FIU (9/9)
Passes Intercepted	2 by Teddy Bridgewater vs. Marshall (10/1)
Passing TDs	3 by Teddy Bridgewater at USF (11/25)
Longest Reception	58 by Eli Rogers at Cincinnati (10/15)
FG's Made	3 by Chris Philpott at UC(10/15)
FG's Attempted	3 by Chris Philpott at UC (10/15); at USF (11/25)
Longest FG Made	52 by Chris Philpott vs. Rutgers (10/21)
PAT's	5 by Chris Philpott at West Virginia (11/5)
Punts	7 by Josh Bleser vs. Pitt (11/12); at UConn (11/19)
Punts Average	42.5 by Josh Bleser vs. Syracuse (10/29)
Longest Punt	67 by Chris Philpott vs. Marshall (10/1)
Punt Return Yards	33 by Eli Rogers vs. Syracuse (10/29)
Longest Punt Return	30 by Radcliff vs. MSU (9/1); Rogers vs. SYR (10/29)
KO Return Yards	136 by Adrian Bushell at Connecticut (11/19)
Longest KO Ret.	100 (TD) by Adrian Bushell at Connecticut (11/19)
Total Tackles	13 by Hakeem Smith vs. Pittsburgh (11/12)
Tackles For Loss	3.5 by Dexter Heyman at Connecticut (11/19)
Sacks	3.0 by Marcus Smith at North Carolina (10/8)
Interceptions	1, Nine Times; last by Hakeem Smith at USF (11/25)
Int. Return Yards	63 by Mike Evans at Cincinnati (10/15)

### Opponent Highs

Points Scored	35 at West Virginia (11/5)
Total Yards	533 at West Virginia (11/5)
Rushing Yards	200 vs. Pittsburgh (11/12)
Rushing Attempts	49 vs. Murray State (9/1)
Rushing TDs	2 at UC (10/15), at WVU (11/5), vs. Pitt(11/12)
Passing Yards	410 at West Virginia (11/5)
Passes Completed	31 at West Virginia (11/5)
Passes Attempted	45 at Connecticut (11/19)
Passing TDs	3 at West Virginia (11/5)
Passes Intercepted	3 vs. Murray State (9/1); vs. Rutgers (10/21)
First Downs	28 at West Virginia (11/5)
Penalties	12 vs. Syracuse (10/29)
Penalty Yards	99 vs. Syracuse (10/29)
Sacks	6 vs. FIU (9/9)

### Opponent Lows

Points Scored	9 vs. Murray State (9/1)
Total Yards	246 vs. Syracuse (10/29)
Rushing Yards	35 at Kentucky (9/17)
Rushing Attempts	23 at Connecticut (11/19)
Rushing TDs	0, Three Times
Passing Yards	148 vs. Murray State (9/1)
Passes Completed	12 at North Carolina (10/8)
Passes Attempted	19 at North Carolina (10/8)
Passing TDs	0 vs. Murray State (9/1)
Passes Intercepted	0, Seven Times; last vs. Pittsburgh (11/12)
First Downs	9 vs. FIU (9/9)
Penalties	0 vs. Pittsburgh (11/12)
Penalty Yards	0 vs. Pittsburgh (11/12)
Sacks	0 vs. Rutgers (10/21)

### Opponent Individual Highs

All-Purpose Yards	271 by Tavon Austin at West Virginia (11/5)
Rushing Yards	151 by Isaiah Pead at Cincinnati (10/15)
Rushing Attempts	26 by Mike Harris vs. Murray State (9/1)
Rushing TDs	2 by Shawne Alston at West Virginia (11/5)
Longest Rush	50 (TD) by Isaiah Pead at Cincinnati (10/15)
Passing Yards	410 by Geno Smith at West Virginia (11/5)
Pass Completions	31 by Geno Smith at West Virginia (11/5)
Passing Attempts	44 by Geno Smith at West Virginia (11/5)
Passes Intercepted	3 by Brockman vs. MSU (9/1); Nova vs. RU (10/21)
Passing TDs	3 by Geno Smith at West Virginia (11/5)
Longest Reception	83 (TD) by T.Y. Hilton vs. FIU (9/9)
FG's Made	2 by David Teggart at UConn (11/19)
FG's Attempted	2, Four; last by David Teggart at UConn (11/19)
Longest FG Made	40 by Maikon Bonani at USF (11/25)
PAT's	5 by Tyler Bitancourt at West Virginia (11/5)
Punts	9 by Cole Wagner at Connecticut (11/19)
Punts Average	42.5 by Kienan Cullen vs. Murray State (9/1)
Longest Punt	59 by Pat O'Donnell at Cincinnati (10/15)
Punt Return Yards	3 by Nick Williams at Connecticut (11/19)
Longest Punt Return	6 by Nick Williams at Connecticut (11/19)
KO Return Yards	161 by Tavon Austin at West Virginia (11/5)
Longest KO Ret.	62 by Brad Starks at West Virginia (11/5)
Total Tackles	13 by Sio Moore at Connecticut (11/19)
Tackles For Loss	3.0, Six; last by Jory Johnson at UConn (11/19)
Sacks	2.0 Five; last by Trevor Williams at UConn (11/19)
Interceptions	1, Nine; last by Dwayne Gratz at UConn (11/19)
Int. Return Yards	71 by Winston Fraser vs. FIU (9/9)

## STARTING LINEUPS

OFFENSE	LT	LG	C	RG	RT	WR/TE	WR/TE	WR/FB	WR	RB	QB
Murray State	Hernandez	Miller	Kupper	J. Smith	Kessling	Chichester	Bellamy	A. Smith	Harris	Anderson	Stein
FIU	Hernandez	Miller	Kupper	J. Smith	Kessling	Chichester	Ball	Parker	Harris	Anderson	Stein
Kentucky	Hernandez	Miller	Kupper	J. Smith	Kessling	Chichester	Nord	A. Smith	Harris	Anderson	Stein
Marshall	Kupper	Joyer	Benavides	J. Smith	Kessling	Chichester	Nord	A. Smith	Harris	Anderson	Bridgewater
North Carolina	Kupper	J. Brown	Benavides	J. Smith	Kessling	Chichester	Nord	A. Smith	Harris	D. Brown	Bridgewater
Cincinnati	Kupper	J. Brown	Benavides	J. Smith	Kessling	Chichester	Bellamy	Rogers	Harris	D. Brown	Bridgewater
Rutgers	Kupper	J. Miller	Benavides	J. Smith	Kessling	A. Smith	Parker	Rogers	Harris	Anderson	Bridgewater
Syracuse	Kupper	J. Miller	Benavides	J. Smith	Kessling	Chichester	White	Parker	Harris	Anderson	Bridgewater
West Virginia	Kupper	J. Miller	Benavides	J. Smith	Kessling	Chichester	White	Bellamy	Harris	D. Brown	Bridgewater
Pittsburgh	Kupper	J. Miller	Benavides	J. Smith	Kessling	Chichester	White	Parker	Harris	Anderson	Bridgewater
Connecticut	Kupper	J. Miller	Benavides	J. Smith	Kessling	Chichester	Nord	McGriff-Culver	Harris	Anderson	Bridgewater
South Florida	Kupper	J. Miller	Benavides	J. Smith	Kessling	Chichester	Rogers	Bellamy	Harris	Anderson	Bridgewater

DEFENSE	DE	DT	NT	DE	WLB	MLB	SLB	CB	FS	SS	CB	NB
Murray State	M. Smith	Salmon	n/a	Savoy	D. Brown	Heyman	P. Brown	Conner	Holton	H. Smith	Johnson	Evans
FIU	Scruggs	Salmon	n/a	Savoy	D. Brown	Heyman	P. Brown	Conner	Holton	H. Smith	Johnson	Evans
Kentucky	Scruggs	Salmon	Dunn	Savoy	D. Brown	Heyman	P. Brown	Bushell	Holton	H. Smith	Johnson	n/a
Marshall	Scruggs	Butler	Dunn	Savoy	D. Brown	Heyman	n/a	Bushell	Holton	H. Smith	Conner	Robinson
North Carolina	Butler	Dunn	Philon	Scruggs	Mount	Heyman	P. Brown	Conner	Holton	H. Smith	Floyd	n/a
Cincinnati	DuBose	Dunn	Philon	M. Smith	n/a	Heyman	P. Brown	Conner	Holton	H. Smith	Floyd	Evans
Rutgers	DuBose	Dunn	Philon	M. Smith	Mount	Heyman	P. Brown	Conner	Pryor	H. Smith	Floyd	n/a
Syracuse	DuBose	Dunn	Salmon	M. Smith	D. Brown	Heyman	Mount	Bushell	Pryor	H. Smith	Johnson	n/a
West Virginia	Scruggs	Savoy	Salmon	Butler	n/a	Heyman	P. Brown	Bushell	Pryor	H. Smith	Johnson	Evans
Pittsburgh	Mount	Dunn	Salmon	Savoy	n/a	Heyman	P. Brown	Bellamy	Pryor	H. Smith	Johnson	Evans
Connecticut	Mauldin	Brooks	Philon	Savoy	Mount	Heyman	P. Brown	Bushell	Pryor	H. Smith	Johnson	n/a
South Florida	Dubose	Brooks	Philon	Savoy	Mount	Heyman	P. Brown	Bushell	Pryor	H. Smith	Johnson	n/a

### START CHART

PLAYER	GS (CONSEC.)		
Victor Anderson, RB	18 (3)	B.J. Dubose, DE	3 (0)
Stephon Ball, TE	3 (0)	Mike Evans, S	7 (0)
Josh Bellamy, WR	14 (1)	Terrell Floyd, CB	3 (0)
Mario Benavides, C	33 (9)	Michael Harris, WR	12 (12)
Teddy Bridgewater, QB	9 (9)	Hector Hernandez, OT	3 (0)
Jamaine Brooks, DT	2 (2)	Dexter Heyman, LB	21 (14)
Daniel Brown, LB	19 (0)	Shenard Holton, S	18 (0)
Dominique Brown, RB	3 (0)	Andrew Johnson, CB	7 (4)
Jamon Brown, OG	2 (0)	Kamran Joyer, G	1 (0)
Preston Brown, LB	10 (4)	Ryan Kessling, RT	12 (12)
Adrian Bushell, CB	7 (2)	Alex Kupper, C/OT	13 (12)
B.J. Butler, DE	10 (0)	Lorenzo Mauldin, TE/DE	1 (1)
Josh Chichester, TE	24 (4)	Jarel McGriff-Culver, FB	1 (0)
Anthony Conner, CB	7 (0)	John Miller, OL	8 (5)
Brandon Dunn, DT	11 (0)	Deiontrez Mount, LB	5 (2)
		Nate Nord, TE	4 (0)
		DeVante Parker	4 (0)
		Roy Philon, DT	8 (2)
		Stephan Robinson, CB	1 (0)
		Eli Rogers, WR	3 (1)
		Randy Salmon, DT	8 (0)
		William Savoy, DE	20 (4)
		Greg Scruggs, DT	28 (0)
		Terence Simien, S	4 (0)
		Andre Smith, WR	18 (0)
		Hakeem Smith, S	23 (23)
		Jake Smith, OG	12 (12)
		Marcus Smith, DE	5 (0)
		Will Stein, QB	5 (0)
		Chris White, TE	3 (0)
		Jeremy Wright, RB	1 (0)



## DRIVE CHARTS

### DRIVE SUPERLATIVES

Longest Drive	LOU	Opponents
By No. of Plays	16 (75 yds; 7:42) at North Carolina, results in Missed FG	15 (77 yds; 6:12) at Kentucky, results in TD
By No. of Yards	95 (12p; 6:52) at Connecticut, results in TD	96 (8p; 2:57) at West Virginia, results in TD
By Time of Possession	7:49 (14p, 76 yds) vs. FIU, results in turnover on downs	6:32 (12p; 79 yds) vs. Marshall, results in TD

Shortest Drive	LOU	Opponents
By No. of Plays	2, Four Times	1, Three Times
By No. of Yards	-11 (3p; 2:12) vs. Marshall, results in Punt	-11 (3p; 1:14) at Kentucky, results in Punt
By Time of Possession	0:28 (4p; 28 yds) vs. FIU, results in Fumble	0:11, Twice

## LOUISVILLE DRIVE CHARTS

### vs. Murray State

Qtr.	Time	Start	Pl-Yds	TOP	Result
1	13:18	L27	7-55	2:19	Fumble
1	9:16	L30	13-70	4:06	TOUCHDOWN
1	3:44	M13	2-13	0:32	TOUCHDOWN
1	1:17	L19	5-81	2:57	TOUCHDOWN
2	9:41	L24	4-15	2:52	Interception
2	5:14	L37	3-(5)	2:04	Punt
2	0:03	L36	0-0	0:03	End of Half
3	15:00	L50	4-9	1:07	Downs
3	10:46	L11	5-17	1:26	Punt
3	7:19	L44	2-(10)	0:46	Fumble
3	6:22	L16	6-58	3:05	Fumble
4	14:12	L44	3-4	1:07	Punt
4	11:30	M48	6-8	3:08	Punt
4	6:02	L29	9-30	3:38	Punt
4	0:39	L48	1-0	0:39	End of Half

### vs. FIU

Qtr.	Time	Start	Pl-Yds	TOP	Result
1	11:47	L20	10-44	4:20	Interception
1	7:27	L20	6-29	3:27	Punt
1	2:30	L34	10-53	3:55	FIELD GOAL
2	12:06	L38	3-6	1:37	Punt
2	9:28	L22	3-9	1:57	Punt
2	3:41	L11	12-89	3:00	TOUCHDOWN
3	15:00	L17	3-(1)	1:54	Punt
3	8:37	L29	6-25	2:53	Punt
3	2:43	L13	14-76	7:49	Downs
4	8:46	F44	7-8	3:01	Downs
4	4:06	L20	9-80	2:17	TOUCHDOWN
4	0:38	L03	4-28	0:28	Fumble

### at Kentucky

Qtr.	Time	Start	Pl-Yds	TOP	Result
1	11:51	L20	3-3	1:30	Punt
1	8:10	L23	3-4	1:44	Punt
1	4:28	L28	4-72	1:35	TOUCHDOWN
2	13:29	L45	5-16	2:41	Punt
2	7:45	L23	8-34	4:41	Punt
2	2:24	K49	6-49	1:08	TOUCHDOWN
2	0:03	L15	1-0	0:03	End of Half
3	15:00	L28	12-69	5:59	FIELD GOAL
3	7:11	K43	3-1	2:01	Punt
3	3:01	L42	5-16	2:02	Punt
4	14:45	K46	8-46	3:30	TOUCHDOWN
4	4:49	L22	3-4	2:22	Punt
4	0:46	L18	2-(2)	0:46	End of Half

### vs. Marshall

Qtr.	Time	Start	Pl-Yds	TOP	Result
1	8:28	L38	3-7	1:37	Punt
1	3:32	L27	3-(11)	2:12	Punt
2	13:51	L12	3-4	1:00	Punt
2	9:39	L07	15-93	5:51	TOUCHDOWN

2	1:27	L31	3-69	0:54	TOUCHDOWN
3	15:00	L20	9-30	3:14	Punt
3	7:46	L20	9-50	3:52	Missed Field Goal
3	1:00	L40	6-5	2:33	Punt
4	11:23	L16	3-(2)	2:03	Punt
4	6:04	L19	3-1	1:32	Interception
4	1:49	L40	2-15	0:28	Interception

### at North Carolina

Qtr.	Time	Start	Pl-Yds	TOP	Result
1	15:00	L32	8-22	4:22	Punt
1	7:33	L02	16-75	7:42	Missed Field Goal
2	13:49	N49	4-6	2:10	Downs
2	10:58	L43	9-30	5:52	Interception
2	2:08	L41	6-40	2:02	Missed Field Goal
3	12:52	L21	3-5	1:28	Punt
3	7:02	L13	3-4	1:33	Punt
3	2:48	L20	6-16	2:48	Punt
4	12:14	L28	3-(9)	2:01	Punt
4	6:41	L27	3-(7)	1:39	Punt
4	2:35	L39	10-61	1:53	TOUCHDOWN

### at Cincinnati

Qtr.	Time	Start	Pl-Yds	TOP	Result
1	13:00	L20	11-55	5:13	FIELD GOAL
1	4:27	C49	5-15	2:46	FIELD GOAL
1	0:08	L21	6-18	2:51	Punt
2	8:19	L01	3-6	1:59	Punt
2	4:54	L32	7-67	2:00	FIELD GOAL
2	0:06	C00	0-0	0:00	TOUCHDOWN
3	14:55	L36	8-24	4:08	Interception
3	9:55	L34	3-(8)	2:04	Punt
3	4:41	L20	3-2	1:26	Punt
3	1:59	L20	5-(3)	4:24	Punt
4	12:13	L40	3-4	0:53	Punt
4	7:15	L15	8-29	4:10	Downs
4	1:15	L23	6-32	1:15	End of Half

### vs. Rutgers

Qtr.	Time	Start	Pl-Yds	TOP	Result
1	13:30	L40	7-34	3:11	Missed Field Goal
1	9:21	R38	4-38	1:40	TOUCHDOWN
1	2:46	L09	3-(3)	2:08	Punt
2	12:28	L20	5-28	3:21	Punt
2	4:18	L20	3-7	1:40	Punt
3	15:00	L13	7-53	3:00	FIELD GOAL
3	9:46	L32	7-68	3:36	TOUCHDOWN
4	14:10	L27	7-23	4:49	Punt
4	7:06	L43	7-32	4:58	Interception
4	1:41	R32	4-10	1:41	End of Half

# Belk Bowl • Louisville vs. NC State • December 27, 2011 • 8:00 p.m. ET

vs. Syracuse

Qtr.	Time	Start	Pl-Yds	TOP	Result
1	15:00	L08	4-92	2:05	TOUCHDOWN
1	10:53	S40	4-8	2:04	Fumble
1	7:28	L50	9-50	4:52	TOUCHDOWN
2	12:42	L08	8-27	4:00	Punt
2	3:19	L20	6-27	3:19	Punt
3	13:04	L20	3-5	1:40	Punt
3	9:21	L20	6-16	4:29	Punt
3	2:59	S43	6-16	3:04	FIELD GOAL
4	11:30	L37	3-63	0:58	TOUCHDOWN
4	7:54	L40	3-4	1:31	Punt
4	5:42	S26	5-11	2:49	FIELD GOAL
4	1:31	S34	2-5	1:31	End of Half

at West Virginia

Qtr.	Time	Start	Pl-Yds	TOP	Result
1	14:04	L27	5-73	2:38	TOUCHDOWN
1	9:19	L22	7-78	3:32	TOUCHDOWN
1	2:42	L35	4-5	2:42	Punt
2	12:12	L21	3-9	1:41	Punt
2	5:38	L30	3-4	2:22	Punt
2	1:42	L44	6-56	1:33	TOUCHDOWN
3	14:55	L33	2-6	0:48	Interception
3	11:10	L20	4-23	2:26	Punt
3	8:32	W15	4-(7)	2:08	FIELD GOAL
3	3:37	L36	5-31	1:17	Punt
4	14:48	L18	0-0	0:00	TOUCHDOWN
4	13:19	L48	3-6	1:21	Punt
4	8:53	L34	13-66	7:03	TOUCHDOWN
4	0:42	W39	2-(4)	0:42	End of Half

vs. Pittsburgh

Qtr.	Time	Start	Pl-Yds	TOP	Result
1	9:13	L12	8-56	4:31	Interception
1	1:26	L20	3-9	1:26	Punt
2	13:07	L17	6-16	4:33	Punt
2	5:10	L18	5-27	2:35	Punt
3	15:00	L15	7-38	3:18	Punt
3	10:30	L31	7-21	3:48	Punt
3	4:43	P11	2-11	0:44	TOUCHDOWN
4	14:38	L28	3-(2)	1:58	Punt
4	8:31	L20	6-17	2:33	Punt
4	4:58	L33	0-0	0:00	Fumble
4	1:53	L29	7-71	1:41	TOUCHDOWN
4	0:09	L41	1-(13)	0:09	End of Half

at Connecticut

Qtr.	Time	Start	Pl-Yds	TOP	Result
1	15:00	C00	0-0	1:53	TOUCHDOWN
1	13:07	L01	3-3	1:34	Punt
1	10:39	L19	9-81	4:48	TOUCHDOWN
1	4:10	L25	4-13	2:31	Punt
2	14:01	L20	3-(6)	2:16	Punt
2	8:41	L36	6-11	2:59	Punt
2	2:43	L12	3-(4)	1:22	Interception
2	0:53	L33	1-2	0:53	End of Half
3	12:51	L20	5-22	1:41	Fumble
3	10:09	L05	12-95	6:52	TOUCHDOWN
3	1:08	L26	3-0	1:24	Punt
4	14:20	L32	9-68	4:28	TOUCHDOWN
4	8:34	L34	3-1	2:02	Punt
4	5:49	C41	5-(2)	3:36	Punt
4	0:00	C36	0-0	0:00	TOUCHDOWN

at USF

Qtr.	Time	Start	Pl-Yds	TOP	Result
1	15:00	L20	13-64	6:51	Missed Field Goal
1	5:07	L09	3-9	1:38	Punt
1	3:29	U34	6-21	2:47	FIELD GOAL
2	13:30	L08	3-9	2:13	Punt
2	7:15	L27	3-32	1:19	Fumble
2	0:35	U25	2-25	0:22	TOUCHDOWN

3	13:39	L47	11-39	4:50	FIELD GOAL
3	7:30	L41	9-59	4:50	TOUCHDOWN
3	2:21	L31	3-6	1:34	Punt
4	14:14	L43	9-57	4:36	TOUCHDOWN
4	8:26	U49	4-16	2:43	Punt
4	5:04	U17	2-17	0:52	TOUCHDOWN
4	2:59	U35	4-9	1:05	Downs
4	0:00	L10	0-0	0:00	End of Half

## OPPONENT DRIVE CHARTS

vs. Murray State

Qtr.	Time	Start	Pl-Yds	TOP	Result
1	15:00	M17	6-13	1:42	Punt
1	10:59	M18	6-14	1:43	Punt
1	5:10	M20	6-(7)	1:26	Downs
1	3:12	M14	5-29	1:55	Punt
2	13:20	M20	10-46	3:39	Interception
2	6:49	M24	3-(7)	1:35	Punt
2	3:10	M21	11-66	3:07	FIELD GOAL
3	13:53	M41	6-6	3:07	Punt
3	9:20	M35	3-0	2:01	Punt
3	6:33	L34	1-0	0:11	Interception
3	3:17	M26	13-74	4:05	TOUCHDOWN
4	13:05	M08	3-0	1:35	Punt
4	8:22	M14	6-16	2:20	Punt
4	2:24	M11	5-36	1:45	Interception

vs. FIU

Qtr.	Time	Start	Pl-Yds	TOP	Result
1	15:00	F44	6-11	3:13	Punt
1	7:27	L00	0-0	0:00	TOUCHDOWN
1	4:00	F20	3-0	1:30	Punt
2	13:35	F20	3-80	1:29	TOUCHDOWN
2	10:29	F18	3-82	1:01	TOUCHDOWN
2	7:31	F27	8-33	3:50	Punt
2	0:41	F31	1-5	0:41	End of Half
3	13:06	F49	8-39	4:29	FIELD GOAL
3	5:44	F16	6-29	3:01	Punt
4	9:54	F11	3-0	1:08	Punt
4	5:45	F36	3-1	1:39	Punt
4	1:49	F43	3-6	1:11	Punt
4	0:10	L31	1-(3)	0:10	End of Half

at Kentucky

Qtr.	Time	Start	Pl-Yds	TOP	Result
1	15:00	K39	7-58	3:09	FIELD GOAL
1	10:21	K35	5-42	2:11	Fumble
1	6:26	K30	3-2	1:58	Punt
1	2:53	K20	8-24	4:24	Punt
2	10:48	K19	6-16	3:03	Punt
2	3:04	K10	3-(2)	0:40	Punt
2	1:12	K20	9-80	1:02	TOUCHDOWN
3	9:01	K20	3-(10)	1:50	Punt
3	5:10	K01	6-12	2:09	Punt
3	0:59	K17	3-(11)	1:14	Punt
4	11:08	K23	15-77	6:12	TOUCHDOWN
4	2:27	K37	7-45	1:41	Downs

vs. Marshall

Qtr.	Time	Start	Pl-Yds	TOP	Result
1	15:00	M21	12-79	6:32	TOUCHDOWN
1	6:51	M17	6-25	3:19	Punt
1	1:20	M17	6-31	2:29	Punt
2	12:51	M40	5-17	3:12	Punt
2	3:48	L45	7-14	2:21	Missed Field Goal
2	0:33	M23	1-(1)	0:33	End of Half
3	11:45	M13	13-85	4:00	Missed Field Goal
3	3:54	M30	7-62	2:54	FIELD GOAL
4	13:27	M34	5-14	2:04	Punt
4	9:20	M39	6-17	3:16	Punt
4	4:32	L30	5-30	2:43	TOUCHDOWN
4	1:21	M37	5-11	1:21	End of Half

# Belk Bowl • Louisville vs. NC State • December 27, 2011 • 8:00 p.m. ET

## at North Carolina

Qtr.	Time	Start	Pl-Yds	TOP	Result
1	10:38	N07	6-39	3:05	Punt
2	14:51	N23	3-(3)	1:02	Punt
2	11:39	N43	2-14	0:41	Fumble
2	5:06	N19	6-8	2:58	Punt
2	0:06	N20	1-(1)	0:06	End of Half
3	14:53	N28	3-9	2:01	Punt
3	11:24	N47	8-53	4:13	TOUCHDOWN
3	5:29	N41	4-7	2:41	Punt
4	15:00	N34	5-66	2:41	TOUCHDOWN
4	10:13	N16	5-19	3:32	Punt
4	5:02	N43	5-19	2:27	Downs
4	0:40	L40	3-12	0:40	End of Half

## at Cincinnati

Qtr.	Time	Start	Pl-Yds	TOP	Result
1	15:00	L46	3-8	2:00	Punt
1	7:42	C06	6-13	3:15	Punt
1	1:41	C20	3-0	1:33	Punt
2	12:17	C20	8-38	3:58	Punt
2	6:20	L37	4-37	1:19	TOUCHDOWN
2	2:43	C07	9-47	2:37	Interception
2	0:06	C20	1-(2)	0:06	End of Half
3	10:47	C41	3-(2)	0:52	Punt
3	7:51	C46	7-54	3:10	TOUCHDOWN
3	3:15	C40	3-(1)	1:16	Punt
4	12:35	C50	2-50	0:16	TOUCHDOWN
4	11:20	C15	8-33	4:05	Punt
4	3:05	L44	6-40	1:44	FIELD GOAL

## vs. Rutgers

Qtr.	Time	Start	Pl-Yds	TOP	Result
1	15:00	R39	3-31	1:30	Interception
1	10:19	R26	3-0	0:58	Interception
1	7:41	R25	8-42	4:55	Punt
1	0:38	L43	8-29	3:10	Missed Field Goal
2	9:07	R20	10-71	4:49	Missed Field Goal
2	2:38	L26	6-26	2:38	TOUCHDOWN
3	12:00	R20	6-15	2:14	Punt
3	6:10	R20	14-80	7:00	TOUCHDOWN
4	9:21	R21	4-4	2:15	Punt
4	2:08	R20	3-13	0:27	Interception

## vs. Syracuse

Qtr.	Time	Start	Pl-Yds	TOP	Result
1	12:55	S07	3-0	2:02	Punt
1	8:49	S32	3-(2)	1:21	Punt
1	2:36	S18	10-38	4:54	Punt
2	8:42	S22	11-61	5:23	FIELD GOAL
2	0:00	S20	0-0	0:00	End of Half
3	15:00	S21	4-28	1:56	Punt
3	11:24	S44	3-7	2:03	Punt
3	4:52	S14	3-(4)	1:53	Punt
4	14:55	S20	6-11	3:25	Punt
4	10:32	S24	9-36	2:38	Downs
4	6:23	S10	3-6	0:41	Punt
4	2:53	S37	6-63	1:22	TOUCHDOWN

## at West Virginia

Qtr.	Time	Start	Pl-Yds	TOP	Result
1	15:00	L30	3-30	0:49	TOUCHDOWN
1	11:23	W25	4-14	2:04	Punt
1	5:40	W25	6-28	2:58	Punt
2	15:00	W24	7-76	2:42	TOUCHDOWN
2	10:31	W35	13-65	4:47	TOUCHDOWN
2	3:16	W31	5-14	1:34	Punt
2	0:00	W41	0-0	0:00	End of Half
3	14:07	L40	8-25	2:57	Missed Field Goal
3	8:44	W14	1-1	0:12	Fumble
3	6:18	W45	7-19	2:41	Downs
3	2:20	W21	7-73	2:32	Missed Field Goal
4	14:42	W35	4-17	1:23	Fumble
4	11:58	W04	8-96	2:57	TOUCHDOWN
4	1:42	W35	7-65	0:59	TOUCHDOWN

## vs. Pittsburgh

Qtr.	Time	Start	Pl-Yds	TOP	Result
1	15:00	P20	12-80	5:47	TOUCHDOWN
1	4:42	P18	8-37	3:16	Punt
2	15:00	P41	3-9	1:53	Punt
2	8:34	P17	5-39	3:24	Punt
2	2:35	P15	6-33	2:35	End of Half
3	11:42	P20	4-80	1:12	TOUCHDOWN
3	6:42	P13	3-(9)	1:59	Punt
3	3:59	P20	9-52	4:21	Fumble
4	12:40	P44	11-44	4:09	Missed Field Goal
4	5:58	P18	3-3	1:00	Punt
4	4:58	L33	5-33	3:05	TOUCHDOWN

## at Connecticut

Qtr.	Time	Start	Pl-Yds	TOP	Result
1	14:45	C50	3-5	1:38	Punt
1	11:33	L45	3-1	0:54	Punt
1	5:51	C20	3-7	1:41	Punt
1	1:39	C24	5-34	2:38	Punt
2	11:45	C21	8-72	3:04	FIELD GOAL
2	5:42	C20	7-24	2:59	Punt
2	1:21	L22	3-22	0:28	TOUCHDOWN
3	15:00	C28	6-27	2:09	Punt
3	11:10	L42	3-(6)	1:01	Punt
3	3:17	C18	4-10	2:09	Punt
4	14:44	C28	3-0	0:24	Punt
4	9:52	C41	5-59	1:18	TOUCHDOWN
4	6:32	C34	4-(2)	0:43	Interception
4	2:13	C04	12-76	2:00	FIELD GOAL
4	0:11	C41	1-(5)	0:11	Fumble

## at USF

Qtr.	Time	Start	Pl-Yds	TOP	Result
1	8:09	U20	7-35	3:02	Punt
1	3:29	U34	0-0	0:00	Fumble
1	0:42	U20	7-80	2:12	TOUCHDOWN
2	11:17	U44	9-34	4:02	FIELD GOAL
2	5:56	U41	13-59	5:21	TOUCHDOWN
2	0:13	U20	1-(1)	0:13	End of Half
3	15:00	U15	3-(8)	1:21	Punt
3	8:49	U28	3-5	1:19	Punt
3	2:40	L37	1-37	0:19	TOUCHDOWN
3	0:47	U24	5-16	1:33	Punt
4	9:38	U16	3-(8)	1:12	Punt
4	5:43	U06	2-11	0:39	Fumble
4	4:12	U26	4-9	1:13	Downs
4	1:54	U26	10-44	1:54	Interception



## FIELD POSITIONING

### LOUISVILLE

Opponent	No. of Drives	Avg. Start	Inside 20	Past 50
vs. Murray State	15	Own 36	3	2
vs. FIU	12	Own 23	4	1
at Kentucky	13	Own 32	2	3
vs. Marshall	11	Own 24	4	0
at North Carolina	11	Own 28	2	1
at Cincinnati	12	Own 26	2	1
vs. Rutgers	10	Own 33	2	2
vs. Syracuse	12	Own 38	2	4
at West Virginia	14	Own 38	1	2
vs. Pittsburgh	12	Own 29	4	1
at Connecticut	13	Own 30	4	1
at USF	13	Own 43	2	5
<b>TOTALS</b>	<b>148</b>	<b>OWN 32</b>	<b>32</b>	<b>23</b>

### OPPONENTS

Opponent	No. of Drives	Avg. Start	Inside 20	Past 50
vs. Murray State	14	Own 23	6	1
vs. FIU	12	Own 32	3	1
at Kentucky	12	Own 22	4	0
vs. Marshall	12	Own 33	3	2
at North Carolina	12	Own 31	3	1
at Cincinnati	13	Own 33	3	3
vs. Rutgers	10	Own 32	0	2
vs. Syracuse	12	Own 22	4	0
at West Virginia	14	Own 33	2	2
vs. Pittsburgh	11	Own 26	5	1
at Connecticut	15	Own 35	2	3
at USF	14	Own 26	2	1
<b>TOTALS</b>	<b>151</b>	<b>OWN 29</b>	<b>37</b>	<b>17</b>

## DRIVE STATISTICS

### LOUISVILLE

Opponent	No.	3&Out	Pct.	Score	Pct.	TD	Pct.
vs. Murray State	15	2	13.3	3	20.0	3	20.0
vs. FIU	12	3	25.0	3	25.0	2	16.7
at Kentucky	13	4	30.8	4	30.8	3	23.1
vs. Marshall	11	4	36.3	2	18.1	2	18.1
at North Carolina	11	4	36.3	1	9.1	1	9.1
at Cincinnati	12	4	33.3	3	25.0	0	0.0
vs. Rutgers	10	2	20.0	3	30.0	2	20.0
vs. Syracuse	12	2	16.7	5	41.7	3	25.0
at West Virginia	14	3	21.4	6	42.9	5	35.7
vs. Pittsburgh	12	2	16.7	2	16.7	2	16.7
at Connecticut	13	4	30.8	3	23.1	3	23.1
at USF	13	3	23.1	6	46.2	4	30.8
<b>TOTALS</b>	<b>148</b>	<b>37</b>	<b>25.0</b>	<b>41</b>	<b>27.7</b>	<b>30</b>	<b>20.3</b>

\* Special Team and Defensive Touchdowns Not Included in Drive Statistics

### OPPONENTS

Opponent	No.	3&Out	Pct.	Score	Pct.	TD	Pct.
vs. Murray State	14	3	21.4	2	14.3	1	7.1
vs. FIU	12	3	25.0	3	25.0	2	16.7
at Kentucky	12	4	33.3	3	25.0	2	16.7
vs. Marshall	12	0	0.0	3	25.0	2	16.7
at North Carolina	12	2	16.7	2	16.7	2	16.7
at Cincinnati	13	4	30.8	4	30.8	3	23.1
vs. Rutgers	10	0	0.0	2	20.0	2	20.0
vs. Syracuse	12	5	41.7	2	16.7	1	8.3
at West Virginia	14	0	0.0	5	35.7	5	35.7
vs. Pittsburgh	11	3	27.3	3	27.3	3	27.3
at Connecticut	15	5	33.3	4	26.7	2	13.3
at USF	14	3	21.4	4	28.6	3	21.4
<b>TOTALS</b>	<b>151</b>	<b>32</b>	<b>21.2</b>	<b>37</b>	<b>24.5</b>	<b>28</b>	<b>18.5</b>

\* Special Team and Defensive Touchdowns Not Included in Drive Statistics

## IN THE RED ZONE

### LOUISVILLE

Opponent	Inside 20	TD	Run/Pass	TD Pct.	FG	Score Pct.
vs. Murray State	3	2	1/1	66.7	0	66.7
vs. FIU	3	1	0/1	33.3	1	66.7
at Kentucky	1	0	0/0	0.0	1	100.0
vs. Marshall	1	1	1/0	100.0	0	100.0
at North Carolina	3	1	0/1	33.0	0	33.0
at Cincinnati	1	0	0/0	0.0	1	100.0
vs. Rutgers	3	2	1/1	66.7	0	66.7
vs. Syracuse	2	1	0/1	50.0	1	100.0
at West Virginia	5	4	3/1	80.0	1	100.0
vs. Pittsburgh	1	1	1/0	100.0	0	100.0
at Connecticut	3	3	3/0	100.0	0	100.0
at USF	7	4	1/3	57.1	2	85.7
<b>TOTALS</b>	<b>33</b>	<b>20</b>	<b>11/9</b>	<b>60.6</b>	<b>7</b>	<b>81.8</b>

### OPPONENTS

Opponent	Inside 20	TD	Run/Pass	TD Pct.	FG	Score Pct.
vs. Murray State	2	1	1/0	50.0	1	100.0
vs. FIU	1	0	0/0	0.0	1	100.0
at Kentucky	4	2	0/2	50.0	1	75.0
vs. Marshall	4	2	0/2	50.0	1	75.0
at North Carolina	1	1	1/0	100.0	0	100.0
at Cincinnati	2	1	1/0	50.0	1	100.0
vs. Rutgers	4	2	1/1	50.0	0	50.0
vs. Syracuse	2	1	0/1	50.0	1	100.0
at West Virginia	6	4	2/2	66.7	0	66.7
vs. Pittsburgh	4	3	2/1	75.0	0	75.0
at Connecticut	3	1	1/0	33.3	2	100.0
at USF	1	1	1/0	100.0	0	100.0
<b>TOTALS</b>	<b>34</b>	<b>19</b>	<b>10/9</b>	<b>55.9</b>	<b>8</b>	<b>79.4</b>

## THIRD DOWN CONVERSIONS

Yards	LOUISVILLE												TOTALS
	MSU	FIU	UK	MAR	UNC	UC	RUT	SU	WVU	PITT	UConn	USF	
1-3	4-4	3-6	3-4	4-5	3-3	2-5	2-4	0-0	4-6	2-3	3-4	1-4	31-48
4-6	2-5	3-5	0-3	0-1	2-4	1-5	1-1	1-3	0-0	1-1	1-2	4-6	16-36
7-9	1-2	1-4	0-2	2-5	2-4	0-1	0-3	2-3	1-1	0-3	1-4	2-4	12-36
10-14	1-4	2-3	1-1	0-2	0-1	1-4	0-2	0-2	0-4	0-2	0-3	2-4	7-32
15+	0-1	0-2	0-2	0-1	0-3	0-1	0-0	1-3	0-2	0-2	0-2	0-0	1-19
4+	4-12	6-14	1-8	2-9	4-12	2-11	1-6	4-11	1-7	1-8	2-11	8-14	36-123
7+	2-7	3-9	1-5	2-8	2-8	1-6	0-5	3-8	1-7	0-7	1-9	4-8	20-87
10+	1-5	2-5	1-3	0-3	0-4	1-5	0-2	1-5	0-6	0-4	0-5	2-4	8-51
TOTALS	8-16	9-20	4-12	6-14	7-15	4-16	3-10	4-11	5-13	3-11	5-15	9-18	67-171

Yards	OPPONENTS												TOTALS
	MSU	FIU	UK	MAR	UNC	UC	RUT	SU	WVU	PITT	UConn	USF	
1-3	6-7	2-4	4-6	2-3	2-3	3-7	3-5	1-2	2-5	2-5	0-2	3-5	30-54
4-6	2-4	2-4	2-3	1-2	3-6	0-2	0-1	1-2	4-4	5-5	2-5	1-4	23-42
7-9	1-4	0-1	0-2	2-6	0-0	0-0	1-2	0-4	1-2	0-1	0-2	0-2	5-26
10-14	1-5	1-4	0-3	2-4	0-2	1-4	2-4	1-6	1-1	0-3	1-4	0-4	10-44
15+	0-1	0-0	1-4	0-1	0-2	0-1	0-1	0-0	0-2	0-0	0-3	0-0	1-15
4+	4-14	3-9	3-12	5-13	3-10	1-7	3-8	2-12	6-9	5-9	3-14	1-10	39-127
7+	2-10	1-5	1-9	4-11	0-4	1-5	3-7	1-10	2-5	0-4	1-9	0-6	16-85
10+	1-6	1-4	1-7	2-5	0-4	1-5	2-5	1-6	1-3	0-3	1-7	0-4	11-59
TOTALS	10-21	5-13	7-18	7-16	5-13	4-14	6-13	3-14	8-14	7-14	3-16	4-15	69-181

## TURNOVERS FORCED

Opponent	LOUISVILLE					Margin	OPPONENTS				
	FUM	INT	TOT	PTS OFF			FUM	INT	TOT	PTS OFF	
vs. Murray State	0	3	3	0	-1	3	1	4	7		
vs. FIU	0	0	0	0	-2	1	1	2	7		
at Kentucky	1	0	1	0	+1	0	0	0	0		
vs. Marshall	0	0	0	0	-2	0	2	2	7		
at North Carolina	1	0	1	0	Even	0	1	1	0		
at Cincinnati	0	1	1	7	Even	0	1	1	0		
vs. Rutgers	0	3	3	7	+2	0	1	1	0		
vs. Syracuse	0	0	0	0	-1	1	0	1	0		
at West Virginia	2	0	2	3	+1	0	1	1	0		
vs. Pittsburgh	1	0	1	0	-1	1	1	2	7		
at Connecticut	1	1	2	7	-1	2	1	3	7		
at USF	2	1	3	10	+2	1	0	1	7		
TOTALS	8	9	17	34	-2	9	10	19	42		

## MISCELLANEOUS GAME NOTES

Opponent	Captains	Coin Toss	Receive	1st Poss.	Time (ET)	Length	Jerseys	Result
vs. Murray State	Anderson/Heyman/Radcliff	Lost	Defend	Fumble	6:00	3:16	Red	W, 21-9
vs. FIU	Kessling/Scruggs	Won	Deferred	Interception	7:00	3:11	Red	L, 24-17
at Kentucky	Chichester/Savoy	Won	Deferred	Punt	7:00	3:26	White	W, 24-17
vs. Marshall	Conner/Hernandez	Won	Deferred	Punt	3:30	2:57	Red	L, 17-13
at North Carolina	Chichester/Heyman	Lost	Receive	Punt	Noon	2:59	White	L, 14-7
at Cincinnati	Kessling/Scruggs	Won	Deferred	FIELD GOAL	Noon	3:12	White	L, 25-16
vs. Rutgers	Anderson/Savoy	Won	Deferred	Missed Field Goal	8:00	3:10	Red	W, 16-14
vs. Syracuse	Clark/M.Evans	Lost	Receive	TOUCHDOWN	Noon	3:07	Red	W, 27-10
at West Virginia	Heyman/Philpott	Lost	Defend	TOUCHDOWN	Noon	3:25	White	W, 38-35
vs. Pittsburgh	Chichester/Heyman	Won	Deferred	Interception	Noon	2:59	Red	L, 14-21
at Connecticut	Anderson/Savoy	Lost	Receive	TOUCHDOWN	Noon	3:26	White	W, 34-20
at USF		Lost	Receive	Missed Field Goal	11:00	3:11	White	W, 34-24

## LOUISVILLE BIG PLAYS

Opponent	RUSHING				PASSING				SPECIAL TEAMS	
	20+	30+	40+	50+	20+	30+	40+	50+	Block	Ret. TD
vs. Murray State	3	1	1	0	3	2	0	0	0	0
vs. FIU	0	0	0	0	6	1	0	0	0	0
at Kentucky	1	0	0	0	3	1	0	0	1	0
vs. Marshall	0	0	0	0	3	1	1	0	1	0
at North Carolina	0	0	0	0	0	0	0	0	0	0
at Cincinnati	0	0	0	0	2	1	1	1	1	0
vs. Rutgers	2	0	0	0	2	1	0	0	0	0
vs. Syracuse	1	1	1	1	3	2	2	0	0	0
at West Virginia	1	1	1	1	4	1	0	0	1	1
vs. Pittsburgh	1	0	0	0	2	0	0	0	0	0
at Connecticut	2	1	0	0	3	2	0	0	0	1
at USF	0	0	0	0	3	1	0	0	0	0
<b>TOTALS</b>	<b>11</b>	<b>4</b>	<b>3</b>	<b>2</b>	<b>34</b>	<b>13</b>	<b>4</b>	<b>1</b>	<b>4</b>	<b>2</b>

## OPPONENT BIG PLAYS

Opponent	RUSHING				PASSING				SPECIAL TEAMS	
	20+	30+	40+	50+	20+	30+	40+	50+	Block	Ret. TD
vs. Murray State	1	0	0	0	2	1	0	0	0	0
vs. FIU	0	0	0	0	2	2	2	2	0	0
at Kentucky	0	0	0	0	2	1	0	0	0	0
vs. Marshall	0	0	0	0	5	1	0	0	1	0
at North Carolina	0	0	0	0	3	1	1	0	0	0
at Cincinnati	2	1	1	1	2	1	0	0	0	0
vs. Rutgers	1	0	0	0	0	0	0	0	2	0
vs. Syracuse	2	0	0	0	1	0	0	0	0	0
at West Virginia	0	0	0	0	3	2	2	0	0	0
vs. Pittsburgh	1	0	0	0	2	1	1	1	0	0
at Connecticut	1	0	0	0	4	2	1	0	0	0
at USF	0	0	0	0	4	2	0	0	0	0
<b>TOTALS</b>	<b>8</b>	<b>1</b>	<b>1</b>	<b>1</b>	<b>30</b>	<b>14</b>	<b>7</b>	<b>3</b>	<b>3</b>	<b>0</b>

## LOUISVILLE SCORING DRIVES

Opponent	No.	Plays	Yards	Time	For TD	Plays	Yards	Time
vs. Murray State	3	6.7	54.7	2:31	3	6.7	54.7	2:31
vs. FIU	3	10.3	74.0	3:04	2	10.5	84.5	2:39
at Kentucky	4	7.5	59.0	3:03	3	6.0	55.7	2:04
vs. Marshall	2	9.0	81.0	3:22	2	9.0	81.0	3:22
at North Carolina	1	10.0	61.0	1:53	1	10.0	61.0	1:53
at Cincinnati	3	7.7	45.7	3:20	0	0.0	0.0	0:00
vs. Rutgers	3	6.0	53.0	2:45	2	5.5	53.0	2:38
vs. Syracuse	5	5.4	46.4	2:46	3	5.3	68.3	2:38
at West Virginia	5	7.0	53.2	3:23	4	7.8	68.3	3:42
vs. Pittsburgh	2	4.5	41.0	1:13	2	4.5	41.0	1:13
at Connecticut	3	10.0	81.3	5:53	3	10.0	81.3	5:53
at USF	6	6.5	36.3	2:57	4	5.5	39.5	2:40
<b>TOTALS</b>	<b>40</b>	<b>7.3</b>	<b>54.6</b>	<b>3:04</b>	<b>29</b>	<b>7.1</b>	<b>61.8</b>	<b>2:56</b>



# LOUISVILLE BIG PLAYS

## PLAYS FROM SCRIMMAGE 20 YARDS

### RUNNING PLAYS (11)

Yds	Rusher	Opponent
40	Chris Philpott	Murray State
22	Victor Anderson	Murray State
20	Victor Anderson	Murray State
23	Dominique Brown	Kentucky
29	Jeremy Wright	Rutgers
27	Jeremy Wright	Rutgers
61	Victor Anderson (TD)	Syracuse
55	Dominique Brown	West Virginia
26	Teddy Brigewater	Pittsburgh
22	Dominique Brown	Connecticut
32	Victor Anderson	Connecticut

### PASSING PLAYS (34)

Yds	Receiver	Opponent
37	Michaellee Harris	Murray State
39	DeVante Parker (TD)	Murray State
23	Josh Chichester	Murray State
31	Josh Chichester	FIU
21	Josh Chichester	FIU
21	Eli Rogers	FIU
20	Josh Chichester	FIU
24	Michaellee Harris	FIU
26	DeVante Parker (TD)	FIU
38	Andrell Smith (TD)	Kentucky
25	DeVante Parker (TD)	Kentucky
25	Josh Bellamy (TD)	Kentucky
29	Josh Chichester	Marshall
25	Josh Chichester	Marshall
41	Victor Anderson (TD)	Marshall
20	Michaellee Harris	Cincinnati
58	Eli Rogers	Cincinnati
20	Michaellee Harris	Rutgers
30	Andrell Smith	Rutgers
44	Michaellee Harris	Syracuse
42	DeVante Parker (TD)	Syracuse
21	Michaellee Harris	Syracuse
37	Eli Rogers	West Virginia
26	DeVante Parker	West Virginia
29	Josh Chichester	West Virginia
21	Dominique Brown	West Virginia
25	Andrell Smith	Pittsburgh
25	Scott Radcliff (TD)	Pittsburgh
26	Chris White	Connecticut
39	Andrell Smith	Connecticut
35	Josh Bellamy	Connecticut
22	Victor Anderson	USF
29	Eli Rogers	USF
30	Eli Rogers	USF

### EXPLOSIVE KR 30 YARDS OR LONGER (4)

Yds	Returner	Opponent
45	Victor Anderson	Murray State
30	Jeremy Wright	Murray State
100	Adrian Bushell	Connecticut
54	Senorise Perry	USF

### EXPLOSIVE PR 20 YARDS OR LONGER (2)

Yds	Returner	Opponent
30	Scott Radcliff	Murray State
30	Eli Rogers	Syracuse

### EXPLOSIVE INTR 20 YARDS OR LONGER (1)

Yds	Returner	Opponent
63	Mike Evans (TD)	Cincinnati

## BIG PLAYS BY PLAYER

PLAYER	NO.	TD	R	P	KR	PR	IR	FR	BFGR
Anderson, V.	7	2	4	2	1	0	0	0	0
Chichester, J.	7	0	0	7	0	0	0	0	0
Harris, M.	6	0	0	6	0	0	0	0	0
Rogers, E.	6	0	0	5	0	1	0	0	0
Parker, D.	5	4	0	5	0	0	0	0	0
Brown, D.	4	0	4	0	0	0	0	0	0
Smith, A.	4	1	0	4	0	0	0	0	0
Wright, J.	3	0	2	0	1	0	0	0	0
Bellamy, J.	2	1	0	2	0	0	0	0	0
Radcliff, S.	2	1	0	1	0	1	0	0	0
Brigewater	1	0	1	0	0	0	0	0	0
Bushell, A.	1	1	0	0	1	0	0	0	0
Evans, M.	1	1	0	0	0	0	1	0	0
Johnson, A.	1	1	0	0	0	0	0	0	1
Mitchell, M.	1	1	0	0	0	0	0	1	0
Perry, S.	1	0	0	0	1	0	0	0	0
Philpott, C.	1	0	1	0	0	0	0	0	0
White, C.	1	0	0	1	0	0	0	0	0
TOTAL	54	13	11	34	4	2	1	1	1

## EXPLOSIVE FUM RETURNS 20 YARDS OR LONGER (1)

Yds	Returner	Opponent
36	Malcolm Mitchell (TD)	Connecticut

## EXPLOSIVE BLOCKED FG RETURNS 20 YARDS (1)

Yds	Returner	Opponent
82	Andrew Johnson (TD)	West Virginia

## LONG PLAYS BY THE NUMBERS

Plays by Yards	No.	TD
100+ .....	1	1
90-99 .....	0	0
80-89 .....	1	1
70-79 .....	0	0
60-69 .....	2	2
50-59 .....	3	0
40-49 .....	5	2
30-39 .....	14	3
20-29 .....	28	4

Plays by Type	No.	TD
Rushing .....	11	1
Passing .....	34	8
Punt returns .....	2	0
Kick returns .....	4	1
Interception returns .....	1	1
Fumble returns .....	1	1
Other .....	1	1
TOTAL .....	54	13

## THE LAST TIME

### Scoring

Scored 30 or more points .....	34 at USF (11/25/11)
Scored 40 or more points .....	40 at Rutgers (11/26/10)
Scored 50 or more points .....	56 vs. Connecticut (10/23/10)
Scored 60 or more points .....	73 vs. Murray State (8/30/07)
Scored 70 or more points .....	73 vs. Murray State (8/30/07)

### Total Offense

Had more than 400 total yards .....	446 vs. FIU (9/9/11)
Had more than 450 total yards .....	574 vs. Memphis (10/9/10)
Had more than 500 total yards .....	574 vs. Memphis (10/9/10)
Had more than 550 total yards .....	574 vs. Memphis (10/9/10)
Had more than 600 total yards .....	628 vs. Syracuse (9/22/07)
Had more than 650 total yards .....	655 vs. Murray State (8/30/07)
Had more than 700 total yards .....	729 vs. Middle Tennessee (8/30/07)

### Rushing Offense

Rushed for 150 or more yards .....	187 vs. Rutgers (10/21/11)
Rushed for 200 or more yards .....	217 at Rutgers (11/26/10)
Rushed for 250 or more yards .....	299 vs. Memphis (10/9/10)
Rushed for 300 or more yards .....	303 vs. Kansas State (9/17/08)
Rushed for 350 or more yards .....	357 vs. Cincinnati (11/27/04)
Rushed for 400 or more yards .....	445 vs. Houston (11/22/03)
Rushed for 425 or more yards .....	445 vs. Houston (11/22/03)

### Passing Offense

Passed for 250 or more yards .....	363 vs. FIU (9/9/11)
Passed for 300 or more yards .....	363 vs. FIU (9/9/11)
Passed for 350 or more yards .....	363 vs. FIU (9/9/11)
Passed for 400 or more yards .....	467 vs. Utah (10/5/07)
Passed for 450 or more yards .....	467 vs. Utah (10/5/07)
Passed for 500 or more yards .....	555 vs. Syracuse (9/22/07)

### Scoring Defense

Allowed 0 points .....	0 vs. Connecticut (10/23/10)
Allowed 3 or fewer points .....	0 vs. Connecticut (10/23/10)
Allowed 7 or fewer points .....	0 vs. Connecticut (10/23/10)
Allowed 10 or fewer points .....	10 vs. Syracuse (10/29/11)
Allowed 14 or fewer points .....	10 vs. Syracuse (10/29/11)

### Total Defense

Allowed fewer than 75 total yards .....	60 vs. Grambling (9/9/00)
Allowed fewer than 100 total yards .....	60 vs. Grambling (9/9/00)
Allowed fewer than 125 total yards .....	101 vs. Indiana State (9/5/09)
Allowed fewer than 150 total yards .....	101 vs. Indiana State (9/5/09)
Allowed fewer than 175 total yards .....	101 vs. Indiana State (9/5/09)
Allowed fewer than 200 total yards .....	195 vs. Connecticut (10/23/10)
Allowed fewer than 225 total yards .....	195 vs. Connecticut (10/23/10)
Allowed fewer than 250 total yards .....	246 vs. Syracuse (10/29/11)
Allowed fewer than 275 total yards .....	246 vs. Syracuse (10/29/11)
Allowed fewer than 300 total yards .....	246 vs. Syracuse (10/29/11)

### Rushing Defense

Allowed 0 or fewer yards .....	-56 vs. Grambling (9/9/00)
Allowed 10 or fewer yards .....	8 vs. South Florida (10/25/08)
Allowed 20 or fewer yards .....	19 vs. Indiana State (9/5/09)
Allowed 30 or fewer yards .....	19 vs. Indiana State (9/5/09)
Allowed 40 or fewer yards .....	35 at Kentucky (9/17/11)
Allowed 50 or fewer yards .....	35 at Kentucky (9/17/11)
Allowed 60 or fewer yards .....	35 at Kentucky (9/17/11)
Allowed 70 or fewer yards .....	64 at USF (11/25/11)
Allowed 80 or fewer yards .....	64 at USF (11/25/11)
Allowed 90 or fewer yards .....	64 at USF (11/25/11)
Allowed 100 or fewer yards .....	64 at USF (11/25/11)

### Passing Defense

Allowed 10 or fewer yards .....	10 vs. Western Kentucky (11/4/89)
Allowed 50 or fewer yards .....	33 vs. Cincinnati (11/27/04)
Allowed 100 or fewer yards .....	87 vs. USF (11/13/10)
Allowed 150 or fewer yards .....	148 vs. Murray State (9/1/11)
Allowed 175 or fewer yards .....	162 vs. Syracuse (10/29/11)
Allowed 200 or fewer yards .....	196 vs. Pittsburgh (11/12/11)

### Defense/Special Teams

Recorded six or more sacks as a team .....	6 at Kentucky (9/17/11)
Recovered an onside kick .....	1 vs. Pittsburgh (11/12/11)

# Belk Bowl • Louisville vs. NC State • December 27, 2011 • 8:00 p.m. ET

## Individual Rushing

Had a player rush for 100 or more yards .....	108 by Jeremy Wright vs. Rutgers (10/21/11)
Had a player rush for 150 or more yards .....	209 by Bilal Powell vs. Cincinnati (10/15/10)
Had a player rush for 200 or more yards .....	209 by Bilal Powell vs. Cincinnati (10/15/10)
Had a player rush for 225 or more yards .....	275 by Anthony Allen vs. Middle Tennessee (8/30/07)
Had a player rush for 2 or more TDs .....	2 by Teddy Bridgewater at Connecticut (11/19/11)
Had a player rush for 3 or more TDs .....	3 by Brock Bolen vs. Middle Tennessee (10/18/08)
Had a player rush for 4 or more TDs .....	4 by Michael Bush at West Virginia (10/15/05)
Had a player rush for 5 or more TDs .....	5 by Eric Shelton vs. East Carolina (10/2/04)

## Individual Passing

Had a player pass for 200 or more yards .....	241 by Teddy Bridgewater at USF (11/25/11)
Had a player pass for 250 or more yards .....	349 by Will Stein vs. FIU (9/9/11)
Had a player pass for 300 or more yards .....	349 by Will Stein vs. FIU (9/9/11)
Had a player pass for 350 or more yards .....	350 by Brian Brohm at Cincinnati (10/13/07)
Had a player pass for 400 or more yards .....	467 by Brian Brohm vs. Utah (10/5/07)
Had a player pass for 450 or more yards .....	467 by Brian Brohm vs. Utah (10/5/07)
Had a player pass for 500 or more yards .....	555 by Brian Brohm vs. Syracuse (9/22/07)
Had a player pass for 2 or more TDs .....	3 by Teddy Bridgewater at USF (11/25/11)
Had a player pass for 3 or more TDs .....	3 by Teddy Bridgewater at USF (11/25/11)
Had a player pass for 4 or more TDs .....	4 by Adam Froman vs. Memphis (10/9/10)
Had a player complete 20 passes .....	21 by Teddy Bridgewater at West Virginia (11/5/11)
Had a player complete 25 passes .....	30 by Will Stein vs. FIU (9/9/11)
Had a player complete 30 passes .....	30 by Will Stein vs. FIU (9/9/11)
Had a player complete 35 passes .....	39 by Brian Brohm vs. Utah (10/5/07)
Had a player complete 15 straight passes .....	16 by Adam Froman at Connecticut (10/17/09)
Had a player throw 30 passes .....	30 by Teddy Bridgewater at North Carolina (10/8/11)
Had a player throw 35 passes .....	43 by Will Stein vs. FIU (9/9/11)
Had a player throw 40 passes .....	43 by Will Stein vs. FIU (9/9/11)
Had a player throw 45 passes .....	47 by Hunter Cantwell vs. West Virginia (11/22/08)
Had a player throw 50 passes .....	58 by Brian Brohm vs. Utah (10/5/07)

## Individual Receiving

Had a player with 10 or more receptions in a game .....	12 by Harry Douglas vs. Syracuse (9/22/07)
Had a player with 11 or more receptions in a game .....	12 by Harry Douglas vs. Syracuse (9/22/07)
Had a player with 12 or more receptions in a game .....	12 by Harry Douglas vs. Syracuse (9/22/07)
Had a player with 13 or more receptions in a game .....	13 by Harry Douglas at Kentucky (9/15/07)
Had a player with 14 or more receptions in a game .....	15 by Arnold Jackson at Cincinnati (11/6/99)
Had a player with 15 or more receptions in a game .....	15 by Arnold Jackson at Cincinnati (11/6/99)
Had a player receive 100 or more yards .....	106 by Eli Rogers at Cincinnati (10/15/11)
Had a player receive 150 or more yards .....	154 by Patrick Carter vs. Utah (10/5/07)
Had a player receive 200 or more yards .....	205 by Harry Douglas vs. Syracuse (9/22/07)
Had a player receive for 2 or more TDs .....	2 by DeVante Parker at USF (11/25/11)
Had a player receive for 3 or more TDs .....	3 by J.R. Russell vs. Miami (OH) (12/18/03)
Had a player receive for 4 or more TDs .....	4 by Lavell Boyd vs. Houston (10/23/99)



## Games against Ranked Teams

Beat a top 25 team .....	at #24 West Virginia 38-35 (11/5/11)
Beat a top 10 team .....	vs. #3 West Virginia 44-34 (11/2/06)
Beat a top 5 team .....	vs. #3 West Virginia 44-34 (11/2/06)
Beat a ranked opponent at home .....	vs. #14 USF 24-20 (10/25/08)
Beat a ranked opponent on the road .....	at #24 West Virginia 38-35 (11/5/11)
Beat a ranked opponent at a neutral site .....	vs. #12 Wake Forest 24-13 (1/2/07)
Lost to a ranked opponent at home .....	vs. #20 Southern Mississippi 27-30 (11/20/99)
Lost to a ranked opponent on the road .....	at #25 Oregon State 28-35 (9/18/10)
Lost to a ranked opponent at a neutral site .....	vs. #12 Virginia Tech 24-35 (1/2/06) - Gator Bowl
Won on the last play of the game .....	27-yard field goal by Nate Smith vs. USM (11/14/02)
Lost on the last play of the game .....	37-yard field goal by Maikon Bonani USF (11/13/10) OT
Came from behind and won in the fourth quarter .....	at USF Won 34-24 (11/25/11), Trained 24-20 in 4th

Scored on the first play from scrimmage .....	81-yard pass from Brian Brohm to Gary Garnidge vs. MTSU (8/30/07)
A QB caught a pass on a designed play .....	by A. Froman 27-yd from D. Beaumont vs. Cincinnati (10/15/10)
Had two RB rush for at least 100 yards each .....	by B. Powell (157) and Victor Anderson (108) vs. ASU (10/2/10)
Returns/Special Teams/Defense	
Returned a KO for a TD .....	100-yards by Adrian Bushell at Connecticut (11/19/11)
Returned a Punt for a TD .....	74-yards by Doug Beaumont vs. Connecticut (10/23/10)
Returned an INT for a TD .....	63-yards by Mike Evans at Cincinnati (10/15/11)
Recovered a fumble in the endzone for a TD .....	by Daniel Brown vs. West Virginia (11/20/10)
Returned a fumble for a TD .....	36-yards by Malcolm Mitchell at Connecticut (11/19/11)
Faked a punt for a first down .....	40-yard run by Chris Philpott vs. Murray State (9/1/11)
Blocked FG .....	by Adrian Bushell at West Virginia (11/5/11)
Returned a blocked FG for a TD .....	62-yards by Andrew Johnson at West Virginia (11/5/11)
Returned a PAT for a Defensive Extra Point .....	by Ray Buchanan at Ohio State (9/14/91)
Blocked a punt .....	by Adrian Bushell at Cincinnati (10/15/11)
Recorded a Safety (Team) .....	vs. Eastern Kentucky (9/11/10) ECU: offensive holding in end zone
Recorded a Safety (Individual Tackle) .....	by Scott Lopez at Duke (9/7/02)
Had a player record 15 tackles .....	15 by Chris Campa vs. Syracuse (11/14/09)



	<b>Murray State Louisville</b>	<b>9 21</b>
	Sept. 1 ■ Louisville, Ky. Papa John's Cardinal Stadium ■ Att: 46,157	

	<b>FIU Louisville</b>	<b>24 17</b>
	Sept. 9 ■ Louisville, Ky. Papa John's Cardinal Stadium ■ Att: 47,228	

Team Statistics	UL	MSU
First Downs	16	19
Rushes-Yards	37-159	49-143
Passing Yards	226	148
Passes C-A-I	17-33-1	17-34-3
Plays-Yards	70-385	83-291
Fumbles- Lost	3-3	2-0
Penalties-Yards	10-65	4-33
Possession Time	29:49	30:11
3rd Down Conversions	8-16	10-21
4th Down Conversions	1-2	0-1
Red Zone	2-3	2-2
Sacks By	2-18	1-6

LOUISVILLE, Ky. (AP) — Will Stein threw for two touchdowns and 226 yards as Louisville beat Murray State 21-9 in the season opener for both teams on Thursday night.

Stein was on the run when he hit DeVante Parker in coverage on a 39-yard pass in the corner of the end zone for the freshman's first catch that gave Louisville a three-touchdown lead with 13:20 in the third quarter. Stein set up the score with a 37-yard heave to Michael Lee Harris across the middle of the field on second-and-12.

Stein, who was 17-of-32, also completed six passes on a 13-play drive

that culminated with a 4-yard touchdown pass to Scott Radcliff with 5:10 left in the first quarter. A botched punt by Murray State put the Cardinals right back in the red zone, and Victor Anderson ran two yards for a touchdown with 3:12 remaining in the first. He finished with 61 yards on nine carries.

Murray State has been expecting big things from its fast-paced spread offense this season after ranking seventh in the Football Championship Subdivision with 313.5 yards passing per game last season.

The Racers had averaged 549.7 yards of offense and 44 points per game in Casey Brockman's previous six starts, but Louisville's defense held the Ohio Valley Conference Preseason Player of the Year to 17-of-34 for 148 yards, three interceptions and no touchdowns.

Mike Harris did what he could to keep Murray State in the game, rushing for 116 yards, including a 22-yard dash into open space with 14:12 left in the game.

Louisville also managed to show its youth with 17 players playing in their first collegiate game and seven making their first start.

Louisville also tried a few tricks with Chris Philpott attempting two fake punts. The first resulted in a 40-yard run by Philpott and a first down at the Murray State 15 but was negated by a Jeremy Wright fumble two plays later. His second fake, an 8-yard run, failed to pick up a first down.

Score By Quarters	1	2	3	4	Score
Murray State	0	3	0	6	9 (0-1, 0-0)
Louisville	14	7	0	0	21 (1-0, 0-0)

#### Scoring Summary

Per	Time	Team	Scoring Play
1	5:10	LOU	Stein 4-yd pass to Radcliff (Philpott kick), 13-70-4:06
1	3:12	LOU	Anderson 2-yd run (Philpott kick), 2-13-0:32
2	12:30	LOU	Stein 39-yd pass to Parker (Philpott kick), 5-81-2:57
2	0:03	MUR	Cullen 30-yd field goal, 11-66-3:07
4	14:12	MUR	Harris 22-yd run (Kick failed), 13-74-4:05

#### Individual Statistics

**RUSHING:** Louisville: Victor Anderson 9-61-1, Chris Philpott 2-48-0, Jeremy Wright 14-31-0, Dominique Brown 5-21-0, Will Stein 6-(-2)-0, Team 1-0-0. Murray State: Mike Harris 26-116-1, Casey Brockman 14-35-0, Duane Brady 7-15-0, Patrick Robertson 1-(-2)-0, Team 1-(-21)-0.

**PASSING:** Louisville: Will Stein 13-32-0-226-2, Teddy Bridgewater 0-1-1-0-0. Murray State: Casey Brockman 17-34-3-148-0.

**RECEIVING:** Louisville: Josh Bellamy 4-37-0, DeVante Parker 3-55-1, Victor Anderson 3-23-0, Scott Radcliff 3-21-0, Josh Chichester 2-39-0, Michael Lee Harris 1-37-0, Jarrett Davis 1-14-0. Murray State: Ja-Von Trotter 6-68-0, Arthur Brackett 4-62-0, Hannibal Bradford 2-9-0, Patrick Robertson 2-7-0, Walter Powell 1-3-0, Mike Harris 1-1-0, Duane Brady 1-(-2)-0.

Team Statistics	UL	FIU
First Downs	24	9
Rushes-Yards	41-83	26-45
Passing Yards	363	248
Passes C-A-I	32-45-1	14-21-0
Plays-Yards	86-446	47-293
Fumbles- Lost	1-1	0-0
Penalties-Yards	4-25	5-45
Possession Time	36:38	23:22
3rd Down Conversions	9-20	5-13
4th Down Conversions	1-4	0-0
Red Zone	2-3	1-1
Sacks By	1-12	6-43

LOUISVILLE, Ky. (AP) — Winston Fraser returned an interception 71 yards, and T.Y. Hilton scored touchdowns on his first two catches as FIU was able to top Louisville 24-17 on Friday night, the Panthers' first win in six tries against the Big East Conference.

The Panthers (2-0) maintained a lead as Fraser stepped in front of a pass by Will Stein and ran up the left sideline for the TD midway through the first quarter. Hilton had a FIU-record 201 yards receiving, and the Panthers had five sacks and two turnovers in the win.

Louisville (1-1) had never played FIU before, and the Cardinals had been 25-8 against non-conference opponents since joining the Big East in 2005.

Hilton, a senior promoted for the Heisman Trophy, didn't touch the ball on offense until early in the second quarter. Hilton only needed two quick catches, the first off a slant from Wesley Carroll on third-and-4 as the receiver easily beat defenders for a 74-yard touchdown and a 14-3 lead.

"We had him double-teamed, and he split it. You can't give up the big play," Strong said.

Hilton did it again on the next drive, this time on third-and-11. He got behind the defenders, caught the ball, and no one came close to him as he finished off an 83-yard TD catch putting the Panthers up 21-3 with 9:28 left in the second quarter.

"T.Y. Hilton is a different breed," Louisville linebacker Dexter Heyman said.

"We haven't seen a receiver with 4.2 speed. He ran right past me, and I take full responsibility for that. You have to play with your eyes and read your keys, play good technique."

Stein threw for a career-high 349 yards and two touchdowns, the last a 26-yarder to DeVante Parker with 1:49 left to cap an 80-yard drive to try to rally the Cardinals. Louisville tried the onside kick only to see FIU recover the ball. The Panthers couldn't pick up a first down to run out the clock and had to punt the ball back with 38 seconds left and 97 yards to go.

Score By Quarters	1	2	3	4	Score
FIU	7	14	3	0	24 (2-0, 1-0)
Louisville	0	10	0	7	17 (1-1, 0-0)

#### Scoring Summary

Per	Time	Team	Scoring Play
1	7:27	FIU	Fraser 71-yd interception return (Griffin kick)
2	13:35	LOU	Philpott 30-yd field goal, 10-53-3:55
2	12:06	FIU	Carroll 74-yd pass to Hilton (Griffin kick), 3-80-1:29
2	9:28	FIU	Carroll 83-yd pass to Hilton (Griffin kick), 3-82-1:01
2	0:41	LOU	Stein 6-yd pass to Harris (Philpott kick), 12-89-3:00
3	8:37	FIU	Griffin 29-yd field goal, 8-39-4:29
4	1:49	LOU	Stein 26-yd pass to Parker (Philpott kick), 9-80-2:17



#### Individual Statistics

**RUSHING:** Louisville: Jeremy Wright 15-54-0, Victor Anderson 13-29-0, Will Stein 13-0-0. FIU: Jeremiah Harden 4-19-0, Darriet Perry 11-18-0, Kedrick Rhodes 8-16-0, Wesley Carroll 2-(-5)-0, Team 1-(-3)-0.

**PASSING:** Louisville: Will Stein 30-43-1-349-2, Teddy Bridgewater 2-2-0-14-0. FIU: Wesley Carroll 14-21-0-248-2.

**RECEIVING:** Louisville: Josh Chichester 6-111-0, Michael Lee Harris 6-79-1, Eli Rogers 5-44-0, DeVante Parker 4-52-1, Victor Anderson 4-22-0, Jeremy Wright 2-12-0, Scott Radcliff 1-19-0, Andre Smith 1-11-0, Josh Bellamy 1-7-0, Jarrett Davis 1-6-0, Will Stein 1-0-0. FIU: T.Y. Hilton 7-201-2, Wayne Times 4-33-0, Jon Faucher 1-9-0, Dominique Rhymes 1-7-0, Kedrick Rhodes 1-(-2)-0.

	<b>Louisville Kentucky</b>	<b>24 17</b>
	Sept. 17 ■ Lexington, Ky. Commonwealth Stadium ■ Att: 68,170	

	<b>Marshall Louisville</b>	<b>17 13</b>
	Oct. 1 ■ Louisville, Ky. Papa John's Cardinal Stadium ■ Att: 53,267	

Team Statistics	UL	UK
First Downs	18	21
Rushes-Yards	40-181	32-35
Passing Yards	146	255
Passes C-A-I	12-22-0	27-42-0
Plays-Yards	62-327	74-290
Fumbles- Lost	1-0	2-1
Penalties-Yards	9-83	4-25
Possession Time	30:16	29:44
3rd Down Conversions	4-12	7-18
4th Down Conversions	0-0	1-2
Red Zone	1-1	3-4
Sacks By	6-48	4-22

LEXINGTON, Ky. (AP) — Teddy Bridgewater threw two touchdown passes as Louisville beat Kentucky in a 24-17 victory on Saturday night that ended a four-game losing skid to its in-state rival.

Bridgewater connected with Josh Bellamy on a 25-yard touchdown to give Louisville (2-1) a 24-10 lead with 11:15 left in the game.

Kentucky (2-1) answered with a 2-yard touchdown pass from Morgan Newton to E.J. Fields with 4:56 left to cut the margin to 24-17.

Louisville went three-and-out on the next drive, but Newton's shot to La'Rod

King on fourth-and-6 at the Louisville 18 sailed out of bounds.

Louisville coach Charlie Strong had said earlier in the week that the Cardinals had been overshadowed by Kentucky's accomplishments in the past few years.

His team got its shot of confidence from a true freshman as Bridgewater took over early in the second quarter after Will Stein left the field with a shoulder injury and finished 10-of-18 for 106 yards.

Most of his early plays were handoffs to Victor Anderson and Jeremy Wright or as direct snaps to Dominique Brown, but he found his rhythm in the air after competing four passes to four different receivers on the Cardinals' last drive of the first half, the final pass a 25-yard toss to another true freshman, DeVante Parker, to give the Cardinals a 14-3 lead with 1:16 before halftime.

Kentucky had struggled offensively ever since Craig McIntosh kicked a 20-yard field goal on the opening drive, but the Wildcats came to life with their hurry-up offense. Newton capped an 80-yard drive with a 15-yard touchdown pass to King with 10 seconds left before halftime to cut Louisville's lead to 14-10.

Stein managed to inject some energy before leaving the game when he found Andre Smith at the corner of the end zone on a 38-yard scoring strike to give Louisville a 7-3 lead with 2:53 to go in the first quarter. He left the game on the first play of the Cardinals' next drive.

Score By Quarters	1	2	3	4	Score
Louisville	7	7	3	7	24 (2-1, 0-0)
Kentucky	3	7	0	7	17 (2-1, 0-0)

#### Scoring Summary

Per	Time	Team	Scoring Play
1	11:51	UK	McIntosh 20-yd field goal, 7-58-3:09
1	2:53	LOU	Stein 38-yd pass to A. Smith (Philpott kick), 4-72-1:35
2	1:15	LOU	Bridgewater 25-yd pass to Parker (Philpott kick), 6-49-1:08
2	0:10	UK	Newton 15-yd pass to King (McIntosh kick), 9-80-1:02
3	9:01	LOU	Philpott 20-yd field goal, 12-69-5:59
4	11:15	LOU	Bridgewater 25-yd pass to Bellamy (Philpott kick), 8-46-3:30
4	4:56	UK	Netwon 2-yard pass to Field (McIntosh kick), 15-77-6:12

#### Individual Statistics

**RUSHING:** Louisville: Dominique Brown 14-91-0, Jeremy Wright 7-51-0, Victor Anderson 8-41-0, Will Stein 3-4-0, Teddy Bridgewater 5-(-4)-0, Team 2-(-2)-0. Kentucky: CoShik Williams 6-29-0, Josh Clemons 12-28-0, Morgan Newton 14-(-22)-0.

**PASSING:** Louisville: Teddy Bridgewater 10-18-0-106-2, Will Stein 2-4-0-40-1. Kentucky: Morgan Newton 27-40-0-255-2, Team 0-1-0-0-0.

**RECEIVING:** Louisville: Josh Bellamy 4-60-1, Michael Lee Harris 2-7-0, Victor Anderson 2-7-0, Andre Smith 1-38-1, DeVante Parker 1-25-1, Josh Chichester 1-5-0, Eli Rogers 1-4-0. Kentucky: La'Rod King 7-81-1, E.J. Fields 7-57-1, Nick Melillo 3-40-0, CoShik Williams 3-15-0, Demaraco Robinson 3-1-0, Josh Clemons 2-40-0, Brian Adams 1-12-0, Tyler Robinson 1-6-0.

Team Statistics	UL	MAR
First Downs	16	21
Rushes-Yards	29-60	45-117
Passing Yards	221	236
Passes C-A-I	20-29-2	18-30-0
Plays-Yards	58-281	75-353
Fumbles- Lost	1-0	1-0
Penalties-Yards	11-91	3-25
Possession Time	25:16	34:44
3rd Down Conversions	6-14	7-16
4th Down Conversions	0-0	0-0
Red Zone	1-1	3-4
Sacks By	2-11	5-20

LOUISVILLE, Ky. (AP) — Rakeem Cato's 4-yard touchdown pass to C.J. Crawford put Marshall ahead with less than two minutes left in the fourth quarter and the Thundering Herd held on to beat Louisville 17-13 on Saturday.

Omar Brown helped seal the victory with an interception of Teddy Bridgewater's pass on the second play of the ensuing drive. The ball was tipped in the air by teammate Darryl Roberts and Brown dove forward along the sideline, cradling the ball against his chest before it reached the ground.

The game-winning touchdown drive was set up by another fourth quarter interception of Bridgewater, making his first collegiate start for Louisville. Bridgewater scrambled on a third-and-9 from his own 20 and fired to Josh Bellamy along the Louisville sideline. Bellamy wrestled with Marshall's Tyson Gale for the ball along the Louisville sideline with Gale emerging with it at the Louisville 30-yard line.

Score By Quarters	1	2	3	4	Score
Marshall	7	0	3	7	17 (2-3, 1-0)
Louisville	0	13	0	0	13 (2-2, 0-0)

#### Scoring Summary



Per	Time	Team	Scoring Play
1	8:28	MAR	Cato 2-yd pass to King (Warner kick), 12-79-6:32
2	3:48	LOU	Bridgewater 9-yd run (Philpott kick), 15-93-5:51
2	0:33	LOU	Bridgewater 41-yd pass to Anderson (Kick blocked), 3-69-0:54
3	1:00	MAR	Haig 23-yd field goal, 7-62-2:54
4	1:49	MAR	Cato 3-yd pass to Crawford (Haig kick), 5-30-2:43

#### Individual Statistics

**RUSHING:** Louisville: Victor Anderson 6-24-0, Senorise Perry 2-16-0, Teddy Bridgewater 14-16-1, Dominique Brown 6-11-0, Team 1-(-7)-0. Marshall: Travon Van 15-54-0, Tron Martinez 19-49-0, Rakeem Cato 7-19-0, Team 4-(-5)-0.

**PASSING:** Louisville: Teddy Bridgewater 20-29-2-221-1. Marshall: Rakeem Cato 18-30-0-236-2.

**RECEIVING:** Louisville: Michael Lee Harris 4-34-0, Josh Chichester 3-62-0, Jarrett Davis 3-32-0, Josh Bellamy 3-19-0, Victor Anderson 2-40-1, Andre Smith 2-18-0, DeVante Parker 1-9-0, Dominique Brown 1-6-0, Jeremy Wright 1-1-0. Marshall: Andre Booker 3-66-0, Jermain Kelson 3-40-0, C.J. Crawford 3-21-0, Wayne Bonner 2-38-0, Tommy Shuler 2-2-0, Aaron Dobson 1-27-0, Tron Martinez 1-25-0, Eric Frohnapfel 1-12-0, Gator Hoskins 1-3-0, Jazz King 1-2-1.

	<b>Louisville North Carolina</b>	<b>7 14</b>
	<b>Oct. 8 ■ Chapel Hill, N.C. Kenan Stadium ■ Att: 51,500</b>	

	<b>Louisville Cincinnati</b>	<b>16 25</b>
	<b>Oct. 15 ■ Cincinnati, Ohio Paul Brown Stadium ■ Att: 40,971</b>	

Team Statistics	UL	UNC
First Downs	19	11
Rushes-Yards	38-100	32-86
Passing Yards	173	178
Passes C-A-I	19-31-1	12-19-0
Plays-Yards	69-273	51-264
Fumbles- Lost	0-0	2-1
Penalties-Yards	9-78	7-51
Possession Time	33:44	26:16
3rd Down Conversions	7-15	5-13
4th Down Conversions	0-1	0-1
Red Zone	1-3	1-1
Sacks By	4-27	2-11

CHAPEL HILL, N.C. (AP) — Tailback Giovani Bernard and receiver Dwight Jones each scored touchdowns, as North Carolina overcame a slow start to win 14-7 on Saturday against Louisville.

The Tar Heels (5-1) earned their eighth straight victory over a nonconference opponent. Bernard gained 109 yards on 25 carries to become the first Tar Heel to rush for at least 100 yards in four straight games since Ethan Horton did it five straight games in 1984.

Jones caught a 43-yard scoring strike from quarterback Bryn Renner. Jones won a tug-of-war with two Louisville defenders over the last four

yards into the end zone.

Louisville (2-3) sacked Bryn Renner four times and held North Carolina to 62 yards of offense in the first half to keep the contest close. Cardinals kicker Chris Philpott missed field goals of 40 and 36 yards in the first half.

The Tar Heels nearly stalled out on their first scoring drive when Louisville's Marcus Smith sacked Renner for the second time in the game, creating a third-and-16.

A 14-yard reception by Christian Wilson made it fourth-and-2 at the Louisville 6, and the Cardinals defensive line then jumped offside, giving North Carolina a first-and-goal from the Louisville 3. Bernard then picked a clear path to the end zone to put the Tar Heels on the board.

Louisville's only successful drive came late. Freshman quarterback Teddy Bridgewater connected with tailback Dominique Brown from 18 yards out with 42 seconds left in the game.

The Cardinals owned the first half. The Louisville defense sacked Renner four times and held UNC to 62 yards of offense in the first half to keep it close. But kicker Chris Philpott also missed field goals of 40 and 36 yards in the first half.

After losing its previous two meetings with Louisville 34-0 in 2004 and 69-14 in 2005, North Carolina evened the series at 3-3.

The Cardinals failed to score on three decent chances, including the two field goal misses.

North Carolina linebacker Zach Brown picked off Bridgewater on second-and-17 from the North Carolina 30 to halt a 16-play Cardinals drive.

Score By Quarters	1	2	3	4	Score
Louisville	0	0	0	7	7 (2-3, 0-0)
North Carolina	0	0	7	7	14 (5-1, 1-1)

#### Scoring Summary

Per	Time	Team	Scoring Play
3	7:11	UNC	Bernard 3-yd run (Moore kick), 8-53-4:13
4	12:19	UNC	Renner 43-yd pass to Jones (Moore kick), 5-66-2:41
4	0:42	LOU	Bridgewater 18-yd pass to Do. Brown (Philpott kick), 10-61-1:53

#### Individual Statistics

**RUSHING:** Louisville: Dominique Brown 18-47-0, Teddy Bridgewater 11-27-0, Jeremy Wright 7-15-0, Kamal Hogan 1-11-0, Senorise Perry 1-0-0. North Carolina: Giovani Bernard 25-109-1, Ryan Houston 1-1-0, Bryn Renner 5-(-23)-0, TEAM 1-(-1)-0.

**PASSING:** Louisville: Teddy Bridgewater 19-30-1-173-1, Dominique Brown 0-1-0-0-0. North Carolina: Bryn Renner 12-18-0-178-1, A.J. Blue 0-1-0-0-0.

**RECEIVING:** Louisville: Eli Rogers 5-56-0, Dominique Brown 3-33-1, Michael Harris 3-26-0, Josh Chichester 3-17-0, Andre Smith 1-11-0, Jarrett Davis 1-10-0, Jarell McGriff-Culver 1-9-0, Josh Bellamy 1-7-0, Jeremy Wright 1-4-0. North Carolina: Dwight Jones 4-91-1, Erik Highsmith 4-59-0, Giovani Bernard 3-14-0, Christian Wilson 1-14-0.

Team Statistics	UL	UC
First Downs	13	16
Rushes-Yards	33-70	36-178
Passing Yards	201	152
Passes C-A-I	19-32-1	18-26-1
Plays-Yards	65-271	62-330
Fumbles- Lost	0-0	4-0
Penalties-Yards	6-44	4-37
Possession Time	33:33	26:27
3rd Down Conversions	4-16	4-14
4th Down Conversions	1-2	1-1
Red Zone	1-1	2-2
Sacks By	3-17	4-20

CINCINNATI, Ohio (AP) — Isaiah Pead made two quick cutbacks and ran 50 yard for the go-ahead touchdown in the fourth quarter Saturday, rallying Cincinnati to a 25-16 victory over Louisville in the Big East opener for both teams.

Cincinnati (5-1) got its first victory in three games at the stadium of the NFL's Bengals. The Bearcats overcame four fumbles, which they all recovered, and a costly interception thrown by Zach Collaros. Mike Evans returned an interception 63 yards for a touchdown to give Cincinnati a 16-7 lead with 6 seconds left in the half.

Collaros ran 1 yard for a touchdown on a fourth-and-goal, and Pead scored for the sixth straight game, sending Louisville (2-4) to its third straight loss. Pead had 151 yards on 20 carries against the Big East's top defense.

Louisville's offense struggled again, managing only three field goals despite trying two quarterbacks.

The game drew 40,971 fans -- 171 fewer than the Bengals had for their last home game.

Louisville came in with the Big East's top defense, allowing no more than 24 points in any game. The problem: Louisville hadn't scored more than 24 in any game, either.

The Cardinals stalled in the last two games after quarterback Will Stein went down with a shoulder injury. Freshman Teddy Bridgewater took over and led them to only 20 points in two losses. Plus, running back Victor Anderson missed a second straight game Saturday with a sprained ankle.

That wasn't all. Chris Philpott had made only 2 of 5 field goal attempts this season, missing two during a 14-7 loss to North Carolina a week earlier.

Philpott made field goals of 42, 51 and 18 yards on a blustery afternoon, putting the Cardinals up 9-7 late in the half. The last field goal was set up by Bridgewater's perfect throw down the sideline to Eli Rogers for a 58-yard gain.

Bridgewater finished 17 of 28 for 195 yards with an interception and four sacks. His fourth-and-3 pass at midfield fell incomplete with 3:05 left, ending Louisville's last chance to catch up. Pead had runs of 21 and 12 yards, setting up the clinching field goal with 1:21 to go.

Score By Quarters	1	2	3	4	Score
Louisville	6	10	0	0	16 (2-4, 0-1)
Cincinnati	0	7	7	11	25 (5-1, 1-0)

#### Scoring Summary

Per	Time	Team	Scoring Play
1	7:47	LOU	Philpott 42-yd field goal, 11-55-5:13
1	1:41	LOU	Philpott 51-yd field goal, 5-15-2:46
2	5:01	UC	Collaros 26-yd pass to Woods (Miliano kick), 4-37-1:19
2	2:54	LOU	Philpott 18-yd field goal, 7-67-2:00
2	0:06	LOU	Evans, M. 63-yd interception return (Philpott kick)
3	4:41	UC	Collaros 1-yd run (Miliano kick), 7-54-3:10
4	12:19	UC	Pead 50-yd run (Collaros pass to Robinson) 2-50-0:16
4	1:21	UC	Miliano 21-yd field goal, 6-40-1:44



#### Individual Statistics

**RUSHING:** Louisville: Dominique Brown 17-41-0, Jeremy Wright 6-25-0, Will Stein 1-2-0, Teddy Bridgewater 9-2-0. Cincinnati: Isaiah Pead 20-151-1, Zach Collaros 13-22-1, Jordan Luallen 1-5-0, D.J. Woods 1-2-0, Team 1-(-2)-0.

**PASSING:** Louisville: Teddy Bridgewater 17-28-1-195-0, Will Stein 2-4-0-6-0. Cincinnati: Zach Collaros 18-26-1-152-1.

**RECEIVING:** Louisville: Eli Rogers 7-106-0, Michael Harris 4-39-0, Josh Chichester 3-27-0, Nate Nord 2-22-0, Jarrett Davis 1-5-0, Jarell McGriff-Culver 1-2-0, Dominique Brown 1-0-0. Cincinnati: Kenbrell Thompson 5-25-0, Alex Chisum 4-40-0, Isaiah Pead 3-4-0, Anthony McClung 2-43-0, D.J. Woods 2-30-1, Travis Kelce 2-10-0.



	<b>Rutgers</b>	<b>14</b>
	<b>Louisville</b>	<b>16</b>
	Oct. 21 ■ Louisville, Ky. Papa John's Cardinal Stadium ■ Att: 48,435	

Team Statistics	UL	RU
First Downs	14	19
Rushes-Yards	34-187	30-91
Passing Yards	122	207
Passes C-A-I	10-18-1	18-33-3
Plays-Yards	52-309	63-298
Fumbles - Lost	0-0	0-0
Penalties -Yards	10-72	8-40
Possession Time	30:04	29:56
3rd Down Conversions	3-10	6-13
4th Down Conversions	0-0	1-1
Red Zone	2-3	2-4
Sacks By	1-9	0-0

Cardinals' first running back to top 100 yards this season. Dominique Brown also ran for a touchdown.

Rutgers (5-2, 2-1) came in atop the Big East, having won four straight and might have got caught looking ahead a week to the Scarlet Knights' game with No. 11 West Virginia. The Scarlet Knights struggled to find the end zone against a Louisville defense ranked 16th in the nation, giving up just 16.3 points per game.

They pulled within 16-14 with 14:10 left after driving 80 yards over 14 plays when Nova tossed a 12-yard touchdown pass to Mohamed Sanu. That was as close as they would get, as Mark Harrison dropped a would-be touchdown with the nearest defender 10 yards away, and Rutgers wound up punting on fourth-and-1 with 7:06 left.

The Cardinals had struggled in their three-game skid scoring in the second half, managing only one touchdown.

Against Rutgers, they got their rushing game going behind Wright, Brown and Victor Anderson. They ran for 134 of their 187 yards in the second half, and that helped Philpott cap the opening drive with Louisville's longest field goal since 1989.

Bridgewater added to the lead, capping a 68-yard drive with an 18-yard TD pass to Michaellee Harris, a former Northwestern High teammate in Miami, with 6:10 left in the third.

Rutgers was lucky to be tied at 7-7 at halftime after two interceptions in Nova's first four passes to end the first two drives of the game.

Brown scored on a 1-yard run for only Louisville's third rushing TD this season and just the second by a running back - the first since the season opener. That put the Cardinals up 7-0 midway through the first quarter in a lead that would have been more if not for Philpott pushing a 43-yard field goal wide left.

Score By Quarters	1	2	3	4	Score
Rutgers	0	7	0	7	14 (5-2, 2-1)
Louisville	7	0	9	0	16 (3-4, 1-1)

#### Scoring Summary



Per	Time	Team	Scoring Play
1	7:41	LOU	Brown, D. 1-yd run (Philpott kick), 4-38-1:40
2	0:00	RUT	Huggins 7-yd run (Te kick), 6-26-2:38
3	12:00	LOU	Philpott 52-yd field goal, 7-53-3:00
3	6:10	LOU	Bridgewater 18-yd pass to Harris (Kick blocked), 7-68-3:36
4	14:10	RUT	Nova 12-yd pass to Sanu (Te kick), 14-80-7:00

#### Individual Statistics

**RUSHING:** Louisville: Jeremy Wright 11-108-0, Dominique Brown 12-44-1, Victor Anderson 7-34-0, Teddy Bridgewater 3-4-0, Team 1-(-3)-0. Rutgers: Savon Huggins 10-36-1, Jawan Jamison 11-32-0, Joe Martinek 2-21-0, Jeremy Deering 4-8-0, Gary Nova 3-(-6)-0.

**PASSING:** Louisville: Teddy Bridgewater 10-18-1-122-1. Rutgers: Gary Nova 18-33-3-207-1.

**RECEIVING:** Louisville: Andrell Smith 2-49-0, Michaellee Harris 2-38-1, Josh Chichester 2-19-0, Jarrett Davis 1-8-0, Eli Rogers 1-8-0, Nate Nord 1-0-0, Victor Anderson 1-0-0. Rutgers: Mohamed Sanu 10-128-1, D.C. Jefferson 3-37-0, Quron Pratt 2-12-0, Joe Martinek 2-12-0, Mark Harrison 1-18-0.

	<b>Syracuse</b>	<b>10</b>
	<b>Louisville</b>	<b>27</b>
	Oct. 29 ■ Louisville, Ky. Papa John's Cardinal Stadium ■ Att: 44,817	

Team Statistics	UL	SU
First Downs	15	14
Rushes-Yards	33-145	24-84
Passing Yards	198	162
Passes C-A-I	17-24-0	22-36-0
Plays-Yards	57-343	60-246
Fumbles - Lost	1-1	1-0
Penalties -Yards	9-69	12-99
Possession Time	32:22	27:38
3rd Down Conversions	4-11	3-14
4th Down Conversions	0-0	2-3
Red Zone	2-2	2-2
Sacks By	4-28	3-22

LOUISVILLE, Ky. — (AP) — Teddy Bridgewater passed for two touchdowns, Victor Anderson rushed for 93 yards and a score and Louisville's defense stuffed Syracuse in an emotional 27-10 win on Saturday.

Louisville (4-4, 2-1 Big East) got a visit from Anthony Conner, who broke his neck against Rutgers last week, in the locker room before the game and showed a lot of emotion in a big-play first quarter that helped the Cardinals to consecutive Big East Conference wins for the first time since 2006.

Bridgewater's scoring passes of 42 yards to DeVante Parker just 2

minutes into the game and 2 yards to Josh Chichester with 2:36 left in the opening quarter gave Louisville's defense just enough cushion. The Cardinals held the Orange (5-3, 1-2) to a season-low 246 total yards and no real scoring threat a week after Syracuse knocked off then-No. 11 West Virginia 49-23. Anderson then iced it with a 61-yard TD run down the left sideline early in the fourth quarter.

The loss snapped Syracuse's four-game conference road winning streak.

The Orange, who needs just one more win to become bowl eligible, didn't achieve a first down until their third drive and penetrated Louisville's 35 just twice.

Bridgewater, a freshman making his fifth start, found former high school teammate Michaellee Harris on a 44-yard pass on Louisville's second offensive play. Two snaps later he again exposed Syracuse's secondary, finding Parker wide open down the left side to make it 7-0 just 2:05 in.

Bridgewater had a touchdown pass to Harris wiped away for holding on Louisville's second drive. But he connected with Harris for a 21-yard completion on third down and 16 on the Cardinals' third drive that helped set up Bridgewater's second scoring pass, which the 6-foot-8 Chichester hauled in with a defender hanging off him.

Harris, a redshirt freshman, and Bridgewater, who played together at Miami Northwestern High School, connected on four passes for 96 yards, a career-high for Harris.

Score By Quarters	1	2	3	4	Score
Syracuse	0	3	0	7	10 (5-3, 1-2)
Louisville	14	0	0	13	27 (4-4, 2-1)

#### Scoring Summary



Per	Time	Team	Scoring Play
1	12:55	LOU	Bridgewater 42-yd pass to Parker (Philpott kick), 4-92-2:05
1	2:36	LOU	Bridgewater 2-yd pass to Chichester (Philpott kick), 9-50-4:52
2	3:19	SYR	Krautman 34-yd field goal, 11-61-5:23
4	14:55	LOU	Philpott 44-yd field goal, 6-16-3:04
4	10:32	LOU	Anderson 61-yd run (Philpott kick), 3-63-0:58
4	2:53	LOU	Philpott 32-yd field goal, 5-11-2:49
4	1:31	SYR	Nassib 20-yd pass to West (Krautman kick), 6-63-1:22

#### Individual Statistics

**RUSHING:** Louisville: Victor Anderson 11-93-1, Dominique Brown 8-27-0, Jeremy Wright 3-19-0, Senorise Perry 3-17-0, Kamal Hogan 1-1-0, Teddy Bridgewater 6-(-6)-0, Jarrett Davis 1-(-6)-0. Syracuse: Antwon Brown 15-70-0, Dorian Graham 1-18-0, Adonis Ameen-Moore 1-4-0, Jerome Smith 1-3-0, Ryan Nassib 6-(-11)-0.

**PASSING:** Louisville: Teddy Bridgewater 17-24-0-198-0. Syracuse: Ryan Nassib 22-36-0-162-1.

**RECEIVING:** Louisville: Michaellee Harris 4-96-0, Victor Anderson 3-20-0, DeVante Parker 2-44-1, Eli Rogers 2-12-0, Josh Bellamy 2-8-0, Jarrett Davis 1-8-0, Jeremy Wright 1-6-0, Josh Chichester 1-2-0, Dominique Brown 1-2-0. Syracuse: Nick Provo 4-31-0, Van Chew 4-31-0, Alec Lemon 4-23-0, David Stevens 3-22-0, Jarrod West 2-28-1, Dorian Graham 2-22-0, Antwon Bailey 2-3-0, Adam Harris 1-2-0.

	<b>Louisville</b>	<b>38</b>
	<b>West Virginia</b>	<b>35</b>
	Nov. 5 ■ Morgantown, W.Va. Milan Puskar Stadium ■ Att: 57,287	

Team Statistics	UL	WVU
First Downs	15	28
Rushes-Yards	33-105	34-123
Passing Yards	246	410
Passes C-A-I	21-27-1	31-44-0
Plays-Yards	60-351	78-533
Fumbles - Lost	0-0	3-2
Penalties -Yards	3-25	5-30
Possession Time	30:46	29:14
3rd Down Conversions	5-13	8-14
4th Down Conversions	1-1	0-1
Red Zone	5-5	4-6
Sacks By	3-34	4-22

MORGANTOWN, W.Va. (AP) — Teddy Bridgewater threw for one touchdown, Andrew Johnson returned a blocked field goal for another score and Louisville shocked No. 24 West Virginia 38-35 Saturday.

The surprising Cardinals (5-4, 3-1) won their third straight in a tight race and dealt a severe blow to West Virginia's title chances.

Geno Smith threw for 410 yards and three scores but couldn't bring the Mountaineers (6-3, 2-2) back from 10 points down in the fourth quarter.

West Virginia will likely need to win its final three games against Cincinnati, Pittsburgh and South Florida and

get some help to have a shot at the league's BCS berth.

Despite being outgained 533-351, Louisville converted all four scoring chances inside the 20-yard line after failing on half its attempts all season.

Three different backs scored rushing touchdowns for Louisville, which broke a four-game losing streak in the series.

Louisville scored a season high and at times it looked as though the Cardinals had the conference's best offense -- not West Virginia, which had trouble at times against the league's No. 1 defense. And the Mountaineers' special teams had another awful day.

Tyler Bitancourt missed one field goal try and had another short one blocked by Adrian Bushell on the first play of the fourth quarter. Johnson picked up the loose ball and went 82 yards to put the Cardinals ahead 31-21.

Score By Quarters	1	2	3	4	Score
Louisville	14	7	3	14	38 (5-4, 3-1)
West Virginia	7	14	0	14	35 (6-3, 2-2)

#### Scoring Summary


Per	Time	Team	Scoring Play
1	14:11	WVU	Smith 25-yd pass to Austin (Bitancourt kick), 3-30-0:49
1	11:26	LOU	Wright 8-yd run (Philpott kick), 5-73-2:38
1	5:47	LOU	Perry 13-yd run (Philpott kick), 7-78-3:32
2	12:18	WVU	Smith 5-yd pass to Bailey (Bitancourt kick), 7-76-2:42
2	5:44	WVU	Alston 2-yd run (Bitancourt kick), 13-65-4:47
2	0:09	LOU	Bridgewater 4-yd pass to Rogers (Philpott kick), 6-56-1:33
3	6:24	LOU	Philpott 39-yd field goal, 4-(-7)-2:08
4	14:48	LOU	Johnson 82-yd blocked field goal return (Philpott kick)
4	9:01	WVU	Alston 7-yd run (Bitancourt kick), 8-96-2:57
4	1:50	LOU	Brown, Do. 3-yd run (Philpott kick), 13-66-7:03
4	0:43	WVU	Smith 1-yd pass to Bailey (Bitancourt kick), 7-65-0:59

#### Individual Statistics

**RUSHING:** Louisville: Dominique Brown 14-69-1, Victor Anderson 8-39-0, Senorise Perry 1-13-1, Jeremy Wright 3-10-1, Teddy Bridgewater 5-(-22)-0, Team 2-(-4)-0. West Virginia: Dustin Garrison 13-64-0, Shawne Alston 11-45-2, Tavon Austin 2-20-0, Andrew Buie 3-2-0, Geno Smith 5-(-8)-0.

**PASSING:** Louisville: Teddy Bridgewater 21-27-1-246-1. West Virginia: Geno Smith 31-44-0-410-3.

**RECEIVING:** Louisville: Eli Rogers 5-63-1, Dominique Brown 3-32-0, Victor Anderson 3-22-0, DeVante Parker 2-37-0, Josh Chichester 2-36-0, Chris White 2-25-0, Michaellee Harris 2-16-0, Andre Smith 1-8-0, Josh Bellamy 1-7-0. West Virginia: Stedman Bailey 8-118-2, Tavon Austin 7-90-1, Devon Brown 5-49-0, Ivan McCartney 4-61-0, Will Milhouse 2-19-0, Dusan Garrison 1-19-0, Andrew Buie 1-18-0, Tyler Urban 1-18-0, Brad Starks 1-11-0, Ryan Nehlen 1-7-0.

	<b>Pittsburgh</b>	<b>21</b>
	<b>Louisville</b>	<b>14</b>
	Nov. 12 ■ Louisville, Ky. Papa John's Cardinal Stadium ■ Att: 51,321	

Team Statistics	UL	PITT
First Downs	15	21
Rushes-Yards	29-115	45-200
Passing Yards	165	196
Passes C-A-I	18-26-1	16-23-0
Plays-Yards	55-280	68-396
Fumbles - Lost	1-1	2-2
Penalties -Yards	5-56	0-0
Possession Time	27:19	32:41
3rd Down Conversions	3-11	7-14
4th Down Conversions	1-1	0-0
Red Zone	1-1	3-4
Sacks By	3-23	3-14

LOUISVILLE, Ky. (AP) — Tino Sunseri threw for one touchdown and ran for another to lead Pittsburgh to its first road win under new coach Todd Graham, 21-14, over Louisville on Saturday, ending the Cardinals' three-game winning streak.

Pittsburgh (5-5, 3-2 Big East) had been slumping with three losses in its previous four games, but ran over Louisville's stout defense, starting off with a 12-play, 80-yard scoring drive capped by freshman Isaac Bennett's 1-yard TD run.

Sunseri found Mike Shanahan for a 17-yard score on Pittsburgh's

first drive of the second half and ran in for a 5-yard touchdown with 1:53 left as the Panthers continued their success against Louisville (5-5, 3-2) with their fourth straight win in the series.

Victor Anderson scored from 3 yards out late in the third, but the Cardinals didn't reach the end zone again until Teddy Bridgewater's 25-yard TD pass with 12 seconds left.

Trailing 14-0, the Cardinals sacked Sunseri on consecutive plays in the third quarter before Matt Yoklic shanked a 7-yard punt in the face of winds gusting up to 30 mph to give Louisville the ball on the Panthers 11.

The Cardinals scored two plays later on Anderson's 3-yard run, but Louisville lost its best chance to rally with 4:37 left in the fourth when Eli Rogers muffed his second punt of the game and Pittsburgh's Drew Carswell recovered.

Sunseri followed with his TD run and Bridgewater answered with his TD toss to Scott Radcliff to make it 21-14. Louisville recovered the onside kick, but Bridgewater never got the ball downfield on the final play of the game.

The Cardinals were in position to challenge for a Big East title, but those hopes are dwindling after allowing 200 yards rushing, their worst effort against the run since a 23-16 loss to Kentucky on Sept. 4, 2010 that was Strong's first game as coach.

Freshman Teddy Bridgewater went 18 of 26 for 165 yards passing and ran for 54 more, but made threw a pass picked off by linebacker Carl Fleming, who dropped into coverage. Louisville, donning its Stars and Stripes helmets, wouldn't get close to scoring again until Yoklic's shank late in the third quarter.

Score By Quarters	1	2	3	4	Score
Pittsburgh	7	0	7	7	21 (5-5, 3-2)
Louisville	0	0	7	7	14 (5-5, 3-2)

#### Scoring Summary



Per	Time	Team	Scoring Play
1	9:13	PITT	Bennett 1-yd run (Harper kick), 12-80-5:47
3	10:30	PITT	Sunseri 17-yd pass to Shanahan (Harper kick), 4-80-1:12
3	3:59	LOU	Anderson 3-yd run (Philpott kick), 2-11-0:44
4	1:53	PITT	Sunseri 4-yd run (Harper kick), 5-33-3:05
4	0:12	LOU	Bridgewater 25-yd pass to Radcliff (Philpott kick), 7-71-1:41

#### Individual Statistics

**RUSHING:** Louisville: Teddy Bridgewater 10-54-0, Victor Anderson 12-49-1, Dominique Brown 6-17-0, Senorise Perry 1-(-5)-0. Pittsburgh: Zach Brown 15-87-0, Issac Bennett 13-69-1, Tino Sunseri 14-31-1, Ronald Jones 3-14-0.

**PASSING:** Louisville: Teddy Bridgewater 18-26-1-165-1. Pittsburgh: Tino Sunseri 16-22-0-196-1, Mark Myers 0-1-0-0-0.

**RECEIVING:** Louisville: Michaellee Harris 4-38-0, Josh Chichester 3-29-0, Victor Anderson 3-15-0, Jarrett Davis 2-13-0, Dominique Brown 2-(-2)-0, Scott Radcliff 1-25-1, Andre Smith 1-25-0, DeVante Parker 1-12-0, Chris White 1-10-0. Pittsburgh: Devin Street 6-101-0, Mike Shanahan 3-55-1, Hubie Graham 2-23-0, Zach Brown 2-6-0, Isaac Bennett 2-3-0, Anthony Gonzalez 1-8-0.

	<b>Louisville Connecticut</b>	<b>34 20</b>
	<b>Nov. 19 ■ East Hartford, Conn. Rentschler Field ■ Att: 34,483</b>	

Team Statistics	UL	UConn
First Downs	15	16
Rushes-Yards	43-126	23-76
Passing Yards	173	253
Passes C-A-I	15-23-1	18-45-1
Plays-Yards	66-299	68-329
Fumbles - Lost	2-2	3-1
Penalties -Yards	7-50	7-45
Possession Time	38:19	21:41
3rd Down Conversions	5-15	3-16
4th Down Conversions	0-0	1-2
Red Zone	3-3	3-3
Sacks By	1-7	3-16

EAST HARTFORD, Conn. (AP) — Teddy Bridgewater threw for 174 yards and scored two rushing touchdowns as Louisville beat Connecticut 34-20 on Saturday.

Victor Anderson added 72 yards rushing for Louisville (6-5, 4-2 Big East), which kept its title hopes alive in a tightly packed conference. Bridgewater completed 14 of 22 passes with an interception.

UConn (4-6, 2-3), which last year won its final five regular season games to win the league championship and earn a trip to the Fiesta Bowl, is now mathematically out of

the race.

The Cardinals had lost three of their last four games to UConn, but did handle the Huskies easily last season, winning 26-0 in Louisville.

In a game dominated by defense for long stretches, the Cardinals pulled away when their offense finally hit its stride.

Bridgewater scored on a 5-yard run late in the third quarter to put his team ahead 21-10. His option-keeper capped a 95-yard drive that was jumpstarted by a running-into-the-kicker penalty on UConn's Kendall Reyes, and kept alive by a 39-yard pass to Andre Smith down the sideline.

The Cardinals appeared to put the game away early in the fourth quarter on Bridgewater's second score. The touchdown, which made it 28-10, was preceded by Josh Bellamy's 35-yard, juggling catch.

UConn closed the gap with 8:34 to play in the game when McEntee hit Moore with a 30-yard touchdown pass.

A field goal by the Huskies with 13 seconds left pulled them within 28-20, and the successful onside kick that ensued gave them a slim chance of sending the game to overtime.



Score By Quarters	1	2	3	4	Score
Louisville	14	0	7	13	34 (6-5, 4-2)
Connecticut	0	10	0	10	20 (4-6, 2-3)

#### Scoring Summary

Per	Time	Team	Scoring Play
1	14:45	LOU	Bushell 100-yd kick return (Philpott kick)
1	5:51	LOU	Do. Brown 6-yd run (Philpott kick), 9-81-4:48
2	8:41	UConn	Teggart 24-yd field goal, 8-72-3:04
2	0:53	UConn	Moore 5-yd run (Teggart kick), 3-22-0:28
3	3:17	LOU	Bridgewater 5-yd run (Philpott kick), 12-95-6:52
4	9:52	LOU	Bridgewater 1-yd run (Philpott kick), 9-68-4:28
4	8:34	UConn	McEntee 31-yd pass to Moore (Teggart kick), 5-59-1:18
4	0:13	UConn	Teggart 37-yd field goal, 12-76-2:00
4	0:00	LOU	Mitchell 36-yd fumble return

#### Individual Statistics

**RUSHING:** Louisville: Victor Anderson 15-72-0, Dominique Brown 10-45-1, Jeremy Wright 5-22-0, Will Stein 1-2-0, Teddy Bridgewater 9-(-1)-2, Senorise Perry 3-(-14)-0. Connecticut: Scott McCummings 8-40-0, Lyle McCombs 10-33-0, Kashif Moore 2-11-1, Nick Williams 1-3-0, Johnny McEntee 1-(-7)-0, Team 1-(-4)-0. **PASSING:** Louisville: Teddy Bridgewater 14-22-1-174-0, Will Stein 1-1-0-(-1)-0. Connecticut: Johnny McEntee 18-43-1-253-1, Scott McCummings 0-2-0-0-0. **RECEIVING:** Louisville: Eli Rogers 4-23-0, Michael Harris 3-28-0, Josh Bellamy 2-33-0, Andre Smith 1-39-0, Chris White 1-26-0, Dominique Brown 1-14-0, Jarrett Davis 1-6-0, Victor Anderson 1-5-0, Jeremy Wright 1-(-1)-0. Connecticut: Kashif Moore 7-110-1, Isiah Moore 5-60-0, Ryan Griffin 2-43-0, Lyle McCombs 2-23-0, Nick Williams 2-17-0.

	<b>Louisville USF</b>	<b>34 24</b>
	<b>Nov. 25 ■ Tampa, Fla. Raymond James Stadium ■ Att: 33,416</b>	

Team Statistics	UL	USF
First Downs	16	16
Rushes-Yards	41-132	31-64
Passing Yards	241	247
Passes C-A-I	19-28-0	21-36-1
Plays-Yards	69-373	67-311
Fumbles - Lost	1-1	3-2
Penalties -Yards	3-25	3-18
Possession Time	35:40	24:20
3rd Down Conversions	9-18	4-15
4th Down Conversions	1-2	3-4
Red Zone	6-7	1-1
Sacks By	2-16	1-3

TAMPA, Fla. (AP) — Louisville got three touchdown passes from freshman quarterback Teddy Bridgewater to defeat South Florida 34-24 Friday and clinch a share of the Big East championship.

Louisville (7-5, 5-2), which rallied from a two-touchdown deficit in the first half, took the lead for good on Bridgewater's 10-yard pass to DeVante Parker with 9:38 remaining.

The Cardinals added to their lead on Dominique Brown's 9-yard touchdown run with 4:12 remaining.

Bridgewater finished 19 of 28 for 241 yards.

Louisville, which began the season 2-4 before winning five of its last six regular-season games, can capture the Big East's berth in a Bowl Championship Series game if Cincinnati loses once more and Friday night's winner between Pittsburgh and West Virginia loses next week.

Louisville, which snapped a 16-game losing streak in regular-season games played in the state of Florida that dated to 1972, took a 20-17 lead with 2:40 remaining in the third quarter on Bridgewater's 18-yard pass to tight end Josh Chichester on third-and-11.

South Florida then mounted a 13-play, 59-yard drive, culminating in Murray's 1-yard run on third-and-goal to provide a 17-3 advantage with 35 seconds remaining in the half. On fourth-and-1 from the Louisville 35, wide receiver Victor Marc took a snap at quarterback and rushed for four yards.

Trying to prevent a last-second score, South Florida squibbed the kickoff, but Senorise Perry still rumbled for a 49-yard return before being pushed out of bounds at the Bulls' 25-yard line. Two plays later, Bridgewater found Parker for an 18-yard score in the back of the end zone, cutting South Florida's advantage to 17-10.

Score By Quarters	1	2	3	4	Score
Louisville	3	7	10	14	34 (7-5, 5-2)
USF	0	17	7	0	24 (5-6, 1-5)

#### Scoring Summary

Per	Time	Team	Scoring Play
1	0:42	LOU	Philpott 30-yd field goal, 6-21-2:47
2	13:30	USF	Eveld 35-yd pass to Lamar (Bonani kick), 7-80-2:12
2	7:15	USF	Bonani 40-yd field goal, 9-34-4:02
2	0:35	USF	Murray 1-yd run (Bonani kick), 13-59-5:21
2	0:13	LOU	Bridgewater 17-yd pass to Parker (Philpott kick), 2-25-0:22
3	8:49	LOU	Philpott 31-yd field goal, 11-39-4:50
3	2:40	LOU	Bridgewater 18-yd pass to Chichester (Philpott kick), 9-59-4:50
3	2:21	USF	Murray 37-yd pass to Welch (Bonani kick), 1-37-0:19
4	9:38	LOU	Bridgewater 11-yd pass to Parker (Philpott kick), 9-57-4:36
4	4:41	LOU	Do. Brown 9-yd run (Philpott kick) 2-17-0:52

#### Individual Statistics

**RUSHING:** Louisville: Dominique Brown 21-69-1, Victor Anderson 10-36-0, Teddy Bridgewater 8-25-0, Jeremy Wright 1-2-0, Senorise Perry 1-0-0. USF: Darrell Scott 16-54-0, Victor Marc 2-10-0, Demetris Murray 6-7-1, Bobby Eveld 6-(-6)-0, Team 1-(-1)-0. **PASSING:** Louisville: Teddy Bridgewater 19-28-0-241-3. USF: Bobby Eveld 20-35-1-210-1, Demetris Murray 1-1-0-37-1. **RECEIVING:** Louisville: Eli Rogers 4-84-0, DeVante Parker 3-42-2, Victor Anderson 3-30-0, Michael Harris 2-17-0, Dominique Brown 2-10-0, Jarel McGriff-Culver 1-19-0, Josh Chichester 1-18-1-0, Chris White 1-12-0, Jeremy Wright 1-5-0, Josh Bellamy 1-4-0. USF: Deonte Welch 4-62-1, Demetris Murray 4-44-0, Andre Davis 4-30-0, Evan Landi 3-27-0, Victor Marc 3-17-0, Lindsey Lamar 1-35-1, Chris Breit 1-22-0, Darrell Scott 1-10-0.



## BOWL RECAPS

### 2010 BEEF 'O' BRADY'S BOWL

**Louisville 31, Southern Mississippi 28**

**December 21, 2010**

**St. Petersburg, Florida**

**Attendance: 20,017**

ST. PETERSBURG, Fla. (AP) - Justin Burke threw for a pair touchdowns and Jeremy Wright scored on a 95-yard kickoff return to help Louisville beat former Conference USA rival Southern Mississippi 31-28 in the Beef 'O' Brady's Bowl.

Burke tossed scoring passes to 11 yards to Cameron Graham and 10 yards to Josh Chichester while the Cardinals erased a 14-point first-half deficit, then produced a go-ahead field goal in the fourth quarter.

Wright's long kickoff return made it 28-all early in the fourth quarter. Chris Philpott's 36-yard field goal gave the Cardinals their first lead with 6:30 remaining.

Austin Davis completed 19 of 32 passes, including TD throws of 32 yards to Pierce and 8 yards to Zeke Walters for the Golden Eagles.

Bilal Powell rushed for 75 yards for Louisville - well below his season average of 120.9 - however the 215-pound senior was instrumental in helping the Cardinals exhaust most of the clock after finally taking the lead.

The win enabled Louisville to finish Charlie Strong's first season as a head coach with the Cardinals' first winning record since 2006.

Southern Miss scored on its first two possessions, taking a quick 14-0 lead on Pierce's TD reception and Johnson's long run that left Louisville's defense, which ranked 11th nationally during the regular season, looking sluggish and bewildered.

The Cardinals didn't flinch, though, methodically climbing back into the game with help from linebacker Antwone Canady's fumble recovery, which set up Powell's 6-yard touchdown run and enabled Louisville to pull even at 21-all late in the first half.

Southern Mississippi	14	7	0	7	28	(8-5, 5-3)
Louisville	0	21	0	10	31	(7-6, 3-4)

### Scoring Summary

1st	12:06	USM	Pierce 32-yd pass from Davis (Hrapmann kick), 4-57-1:14
1st	10:12	USM	Johnson 62-yd run (Hrapmann kick), 1-62-0:10
2nd	11:21	LOU	Graham 11-yd pass from Burke (Philpott kick), 8-45-3:39
2nd	9:15	USM	Davis 17-yd pass from Pierce (Hrapmann kick), 7-64-2:06
2nd	4:24	LOU	Chichester 10-yd pass from Burke (Philpott kick), 9-80-4:51
2nd	1:18	LOU	Powell 6-yd run (Philpott kick), 4-27-1:58
4th	14:55	USM	Walters 8-yd pass from Davis (Hrapmann kick), 11-51-4:30
4th	14:40	LOU	Wright 95-yd kickoff return (Philpott kick)
4th	6:30	LOU	Philpott 36-yd field goal, 12-68-6:18

Category	UL	USM
First Downs	15	24
Rushes-Yards	29-109	40-170
Passing Yards	178	226
Passes C-A-I	20-32-0	21-34-0
Plays-Yards	61-287	74-396
Fumbles-Lost	1-1	2-1
Penalties-Yards	9-54	6-45
Possession Time	31:12	28:48
3rd Down Conversions	7-15	5-16
4th Down Conversions	0-0	1-2
Red Zone	4-5	2-3
Sacks By	1-8	1-1

### Individual Statistics

Rushing: Louisville: Bilal Powell 18-75-1, Jeremy Wright 5-31-0, Justin Burje 4-21-0. Southern Mississippi: D. Johnson 10-102-1, Kendrick Hardy 12-48-0, Tracy Lampley 3-35-0, Austin Davis 13-16-0.

Passing: Louisville: Justin Burke 20-32-0-178-2. Southern Mississippi: Austin Davis 19-32-0-205-2, Quentin Pierce 1-1-0-17-1

Receiving: Louisville: Doug Beaumont 7-57-0, Cameron Graham 3-31-1, Josh Chichester 3-27-1, Josh Bellamy 2-29-0, Andrell Smith 2-16-0, Bilal Powell 2-10-0, Blayne Donnell 1-8-0. Southern Mississippi: Kelvin Bolden 5-55-0, Quentin Pierce 4-54-1, Johndrick Morris 4-21-0, DeAndre Brown 3-20-0

### 2007 ORANGE BOWL

**Louisville 24, Wake Forest 13**

**January 2, 2007**

**Miami, Florida**

**Attendance: 74,730**

MIAMI — Anthony Allen scored two touchdowns, one on a trick play, and Brian Brohm threw for 311 yards to lead Louisville past Wake Forest 24-13 in the 2007 FedEx Orange Bowl.

The Cardinals averaged 39 points and ranked second in the nation in total offense this season, but fell behind 13-10 in the final period before their offense went into high gear. Alphonso Smith nearly blocked Carmody's errant kick and also harried Louisville's punter into a 14-yard boot that set up a 44-yard field goal by Sam Swank of Wake Forest.

But Sam Swank made a 36-yarder to cap a 61-yard drive and put the Demon Deacons ahead 13-10 early in the fourth quarter. The Cardinals responded with an eight-play drive capped by Allen's 1-yard plunge for a 17-13 lead with 12:31 to go. They quickly forced a punt, and mounted a 10-play drive that ended with Brock Bolen's 18-yard scoring run. Brohm finished 24-for-34 and was chosen the game's most valuable player. The Demon Deacons trailed 10-3 at halftime but scored on their first possession of the third period when Nate Morton slipped behind the Louisville secondary to catch a 30-yard TD pass from Skinner.

Louisville	0	10	0	14	24
Wake Forest	0	3	7	3	13

### Scoring Summary

WF— Swank 44-yd field goal
LOU — Carmody 41-yd field goal
LOU — Allen 21-yd pass from Carter (Carmody kick)
WF— Morton 30-yd pass from Skinner (Swank kick)
WF—Swank 36-yd field goal
LOU — Allen 1-yd run (Carmody kick)
LOU —Bolen 18-yd run (Carmody kick)

Category	UL	WFU
First Downs	23	18
Rushes-Yds	37-125	29-111
Passing	332	271
Passes A-C-I	35-25-0	33-21-1
TOTAL OFFENSE	72-457	62-382
Punts-Avg.	4-34.0	5-38.6
Fumbles-Lost	2-22	3-2
Penalties-Yds	1-5	3-30
Time of Poss.	32:24	27:36
3rd-down	5-13	4-12
4th-down	1-2	0-0
Sacks-Yds	4-21	2-14

### Individual Statistics

Rushing: (LOU) Smith 16-82-0, Bolen 4-28-1, Allen 7-11-1, Brohm 6-3-0, Stripling 4-1-0. (WF) Moore 12-73-0, Belton 5-46-0, Bryant 3-23-0, Marion 3-17-0

Passing: (LOU) Brohm 24-34-0-311-0, Carter 1-1-0-21-1. (WF) Skinner 21-33-1-271-1

Receiving: (LOU) Douglas 10-165-0, Urrutia 5-44-0, Smith 2-34-0, Bolen 2-34-0, Riley 2-21-0, Barnidge 2-13-0, Allen 1-21-1. (WF) Idlette 6-91-0, Marion 4-63-0, Morton 4-62-1, Tereshinski 3-22-0, Moore 2-25-0

## BOWL RECAPS

### 2006 GATOR BOWL

**Virginia Tech 35, Louisville 24**

**January 2, 2006**

**Jacksonville, Florida**

**Attendance: 63,780**

JACKSONVILLE, Fla. — Virginia Tech had a much better experience in the River City this time around. Marcus Vick threw two touchdown passes and the 12th-ranked Hokies rallied to beat No. 15 Louisville 35-24 in the Gator Bowl. Virginia Tech overcame numerous penalties, the absence of a key offensive lineman and the ejection of a defensive leader to rebound from a surprising loss to Florida State on the same field in the Atlantic Coast Conference championship game. The Hokies scored on three consecutive possessions in the second half, turning a 17-10 deficit into a 28-24 lead. James Anderson sealed the victory when he intercepted Hunter Cantwell's pass and returned it 39 yards for a touchdown with 5:04 to play. Vick was huge in directing the comeback, which snapped a five-game winning streak for Louisville. He completed a 54-yard pass to David Clowney, and Cedric Humes scored on the next play from 24 yards. Chris Ellis sacked Cantwell on the ensuing drive and knocked the ball loose. Anderson recovered near midfield, and Vick did the rest. He threw two deep passes that might have been caught if not for pass interference penalties. Two plays later, he found Jeff King for the go-ahead score.

Louisville	14	3	0	7	24
Virginia Tech	3	7	3	22	35

#### Scoring Summary

UL — Urrutia 11-pass from Cantwell (Carmody kick),

VT — Pace 36-yd field goal

UL — Tinch 39-yd pass from Cantwell (Carmody kick)

VT — Harper 33-yd pass from Vick (Pace kick)

UL — Carmody 35-yd field goal

VT — Pace 28-yd field goal

UL — Barnidge 29-yd pass from Cantwell (Carmody kick)

VT — Humes 24-yd run (Morgan pass)

VT — King 5-yd pass from Vick (Pace kick)

VT — Anderson 39-yd interception return (Pace kick)

Category	UL	VT
First Downs	20	21
Rushes-Att-Yds	30-127	48-187
Passing Yards	216	203
TOTAL OFFENSE	343	390
Passes Cmp-Att-Int	15-37-3	11-21-0
Fumbles-Lost	1-1	2-0
Penalties	5-49	7-93
Sacks By	3-28	4-30
3rd Down Conv.	5-15	5-14
4th Down Conv.	1-2	1-1
Time of Possession	23:39	36:21

#### Individual Statistics

Rushing: (LOU) Bush 16-94-0, Smith 3-32-0, Douglas 2-24-0, Stripling 3-13-0. (VT) Humes 22-113-1, Ore 11-56-0, Harper 1-10-0, Vick 13-10-0

Passing: (LOU) Cantwell 15-37-3-216-3. (VT) Vick 11-21-0-203-2

Receiving: (LOU) Urrutia 6-95-1, Tinch 3-55-1, Jones 3-22-0, Barnidge 1-29-1, Bush 1-8-0, Douglas 1-7-0. (VT) King 3-27-1, Clowney 2-69-0, Harper 2-62-1, Hyman 2-44-0, Royal 2-1-0

### 2004 LIBERTY BOWL

**Louisville 44, Boise State 40**

**December 31, 2004**

**Memphis, Tenn.**

**Attendance: 58,355**

MEMPHIS, Tenn. — In the highest scoring AutoZone Liberty Bowl ever, it was a defensive play by Louisville that ended Boise State's 22-game winning streak. Louisville safety Kerry Rhodes intercepted a pass in the end zone as time expired to preserve Louisville's 44-40 victory over 10th-ranked Boise State. Eric Shelton scored on the go-ahead touchdown on a 1-yard run with 6:48 left. Stefan LeFors threw two touchdowns and ran for a third for the Cardinals. Quarterback Jared Zabransky drove the Broncos to the Louisville 30 before his final pass was intercepted by Rhodes as time expired. Everyone expected a high-scoring game in a bowl pairing the nation's top two offenses, and the teams didn't disappoint as they swapped the lead five times. The 84 combined points topped the 80 points by Colorado and Alabama in 1969 and was one of a handful of records set. The Cardinals rolled up 564 yards, topping 500 yards for the ninth time this season. LeFors was 18-of-26 for 193 yards and ran 12 times for 76 yards.

Boise State	10	21	3	6	40
Louisville	14	7	14	9	44

#### Scoring Summary

BSU — Jones 48-yd field goal

LOU — Barnidge 6-yd pass from LeFors (Carmody kick)

BSU — Avalos 92-yd interception return (Jones kick)

LOU — Douglas 65-yd run (Carmody kick)

LOU — Clark 30-yd pass from Brohm (Carmody kick)

BSU — Lau 0-yd fumble recovery (Jones kick)

BSU — Acree 19-yd pass from Zabransky (Jones kick)

BSU — Zabransky 1-yd run (Jones kick)

BSU — Jones 42-yd field goal

LOU — Russell 14-yd pass from LeFors (Carmody kick)

LOU — LeFors 1-yd run (Carmody kick)

BSU — Helmandollar 2-yd run (pass failed)

LOU — Shelton 1-yd run (pass failed)

LOU — Carmody 19-yd field goal

Category	LOU	BSU
First Downs	29	15
Rushes-Att-Yds	50-329	38-88
Passing Yards	235	196
TOTAL OFFENSE	564	284
Passes Cmp-Att-Int	21-31-2	15-31-1
Punts	2-24.0	6-39.7
Fumbles-Lost	2-2	1-0
Penalties	5-34	6-55
Sacks By	2-20	0-0
3rd Down Conv.	8-14	5-17
4th Down Conv.	0-1	2-4
Time of Possession	33:35	26:25

#### Individual Statistics

Rushing: (LOU) Bush 12-96-0, LeFors 12-76-1, Shelton 18-76-1, Douglas 1-65-1. (BS) Marks 15-66-0, Carpenter 3-13-0

Passing: (LOU) LeFors 18-26-1-192-3, Brohm 3-5-1-42-1 (BS) Zabransky 14-29-1-199-1

Receiving: (LOU) Russell 6-59-1, Jones 5-33-0, McCauley 4-58-0, Clark 2-45-1, Smith 2-30-0. (BS) Acree 4-57-1, Schouman 3-53-0, Bady 3-45-0

## BOWL RECAPS

### 2003 GMAC BOWL

**Miami (OH) 49, Louisville 28**
**December 18, 2003**
**Mobile, Ala.**
**Attendance: 40,620**

MOBILE, Ala.- Ben Roethlisberger passed for 376 yards and four first-half touchdowns to lead No. 14 Miami of Ohio to a 49-28 victory over Louisville in the GMAC Bowl. He completed 21 of 33 passes, shaking off would-be sacks and throwing perfect strikes on the run. Miami scored two more touchdowns in the fourth to stymie a rally by Louisville. Roethlisberger completed 16-of-20 for 291 yards in the first half. The RedHawks outgained Louisville 597-492 in a matchup of high-powered offenses. The Miami defense twice came up big in the fourth. Matt Pusateri stepped in front of Stefan LeFors' pass and raced 35 yards for a touchdown to erase Louisville's comeback hopes, the RedHawks' fifth score of the season on interception returns. Then, Terna Nande picked off another pass in the end zone. Cal Murray rushed 15 times for 142 yards and a touchdown for Miami. Martin Nance had nine catches for 169 yards. LeFors was 17-of-26 for 224 yards but was intercepted three times after getting picked off only seven times in the first 12 games. J.R. Russell caught seven passes for 144 yards and three touchdowns.

Miami	21	14	0	14	49
Louisville	0	21	7	0	28

### Scoring Summary

MIA — Larkin 28-yd pass from Roethlisberger (Parseghian kick)

MIA — Murray 2-yd run (Parseghian kick)

MIA — Nance 12-yd pass from Roethlisberger (Parseghian kick)

LOU — Gates 1-yd run (Smith kick)

MIA — Brandt 16-yd pass from Roethlisberger (Parseghian kick)

MIA — Larkin 26-yd pass from Roethlisberger (Parseghian kick)

LOU — Russell 31-yd pass from LeFors (Smith kick)

LOU — Russell 2-yd pass from LeFors (Smith kick)

LOU — Russell 24-yd pass from LeFors (Smith kick)

MIA — Smith 3-yd run (Parseghian kick)

MIA — Pusateri 35-yd interception return (Parseghian kick)

Category	LOU	MIA
First Downs	22	28
Rushes-Att-Yds	38-237	33-221
Passing Yards	255	376
TOTAL OFFENSE	492	597
Passes Cmp-Att-Int	18-27-3	33-21-0
Punts	4-42.2	4-30.0
Fumbles-Lost	1-0	2-0
Penalties	5-58	8-73
Sacks By	2-13	3-13
3rd Down Conv.	4-11	5-10
4th Down Conv.	2-2	0-0
Time of Possession	29:08	30:52

### Individual Statistics

Rushing: (LOU) Gates 12-128-1, LeFors 8-49-0, Shelton 8-34-0, Bush 9-33-0. (MO) Murray 15-142-1, Smith 12-82-1

Passing: (LOU) LeFors 17-26-3-224-2, Bush 1-1-0-31-1. (MO) Roethlisberger 21-33-0-376-4

Receiving: (LOU) Russell 7-144-3, Tinch 4-36-0, Gates 3-24-0, Ghent 2-45-0, Smith 1-5-0, Clark 1-1-0. (MO) Nance 9-169-1, Larkin 5-88-2, Tyler 2-43-0, Robinson 2-41-0, Busing 1-17-0, Brandt 1-16-1, Corbin 1-2-0

### 2002 GMAC BOWL

**Marshall 38, Louisville 15**
**December 18, 2002**
**Mobile, Ala.**
**Attendance: 40,646**

MOBILE, Ala. -Byron Leftwich completed 22-of-44 passes for 249 yards and four touchdowns as the Cardinals ended their season at 7-6 with a 38-15 loss to Marshall in the 2002 GMAC Bowl. The Thundering Herd scored the first 17 points of the game, coming on two touchdown passes from Leftwich and a Curtis Head 23-yard field goal. T.J. Patterson put Louisville on the board with a two-yard run with 5:15 left in the second quarter, but the Cards couldn't stop the Thundering Herd. Marshall put the game away with 21 straight points. Leading, 17-7, Leftwich tossed two more scores and a 15-yard run by Frank Wallace iced the contest. Dave Ragone closed the scoring with an 11-yard pass to Tiger Jones. Ragone was 20-of-45 for 193 yards, but was sacked three times. Ragone was also the team's top rusher with 31 yards, but the Cards were limited to 56 yards on 26 carries.

Marshall	7	10	7	14	38
Louisville	0	7	0	8	15

### Scoring Summary

MU — Marriott 9-yd pass from Leftwich (Head kick)

MU — Head 23-yd field goal

MU — Doss 8-yd pass from Leftwich (Head kick)

LOU — Patterson 2-yd run (Smith kick)

MU — Doss 12-yd pass from Leftwich (Head kick)

MU — Marriott 26-yd pass from Leftwich (Head kick)

MU — Wallace 15-yd run (Head kick)

LOU — Jones 11-yd pass from Ragone (Ragone pass to Jones)

Category	MU	LOU
First Downs	23	20
Rushes-Att-Yds	30-99	26-56
Passing Yards	249	205
Passes Cmp-Att-Int	44-22-1-4	48-21-1-1
Punts	6-50.2	7-43.7
Fumbles-Lost	0-0	4-2
Penalties	17-147	10-88
Sacks By	3-22	2-8
3rd Down Conv.	8-18	0-13
4th Down Conv.	0-1	1-4
Time of Possession	33:01	26:59

### Individual Statistics

Rushing: (LOU) Ragone 9-31-0, Patterson 6-19-1, Gates 9-11-0. (MU) Wallace 14-75-1, Hargrove 4-15-0, Carey 9-15-0, Leftwich 3-(-6)-0

Passing: (LOU) Ragone 20-45-1-193-1, LeFors 1-2-0-12-0. (MU) Leftwich 22-44-1-249-4

Receiving: (LOU) Owens 5-39-0, Miller 3-23-0, Glenn 2-26-0, Jones 2-25-1, Haskins 2-23-0, Tinch 2-23-0, Harris 2-18-0, Slatter 1-11-0. (MU) Marriott 10-137-2, Watts 3-32-0, Doss 3-26-2, Davis 2-26-0, Rader 2-21-0, Carey 1-4-0, Wallace 1-3-0



## BOWL RECAPS

### 2001 LIBERTY BOWL

**Louisville 28, BYU 10**

**December 31, 2001**

**Memphis, Tenn.**

**Attendance: 58,968**

MEMPHIS, Tenn. — The No. 23-ranked Cardinals made an impressive statement to cap one of the most successful seasons in school history with a 28-10 pounding of No. 19 Brigham Young in the AXA Liberty Bowl. The Louisville defense, ranked 10th in the nation in points allowed, held the nation's highest scoring offense (46.8 points per game) 14 points below its previous low. So it was only fitting that the Cardinal defense came up with the biggest play of the game. Zek Parker had returned the opening kickoff 70 yards to the BYU 22 to set up the Cards' first score, with Henry Miller carrying it in from the one yard line. Then the Cougars scored on a trick play, a lateral to lineman Dustin Rykert for a 10-yard touchdown to make it 7-7 midway through the second quarter. The Cards were still in control after a BYU field goal on their opening drive of the second half. Deion Branch had three catches in the next Cardinal drive, including a 34-yard touchdown that put Louisville ahead 21-10 with 4:15 remaining in the third quarter. Junior safety Curry Burns had one of the best games of his career with nine solo tackles and two pass break-ups. He capped it with an interception and a 29-yard return to the Louisville 46. That set up the score that broke BYU's back.

BYU	0	7	3	0	10
Louisville	7	7	7	7	28

#### Scoring Summary

LOU — Miller 1 yard run (Smith kick)

BYU — Rykert 10 yard run (Payne kick)

LOU — Mattingly 1 yd. pass from Ragone (Smith kick)

BYU — Payne 29 yard field goal

LOU — Branch 34 yard pass from Ragone (Smith kick)

LOU — Ghent 27 yard pass from Ragone (Smith kick)

Category	LOU	BYU
First Downs	17	17
Rushing Yards	37-58	32-84
Passes	19-28	18-38
Passes Int.	1	3
Passing Yards	228	192
Total Offense	286	276
Punts-Avg.	6-36.5	4-36.8
Penalties-Yards	8-64	4-40
Fumbles-Lost	2-0	0-0

#### Individual Statistics

Rushing: (LOU) Patterson 21-45-0, Stallings 4-6-0, Parker 1-5-0, Miller 1-5-1, Ragone 5-4-0. (BYU) P. Peterson 15-73-0, Rykert 1-10-1, C. Peterson 1-4-0

Passing: (LOU) Ragone 19-28-1-228-3. (BYU) Doman 18-37-2-192-0

Receiving: (LOU) Branch 6-88-1, Ghent 4-62-1, Parker 4-32-0, Dorsey 3-40-0, Jones 1-5-0, Mattingly 1-1-1. (BYU) Ord 4-62-0, Nead 3-39-0, Jolley 3-25-0, Peterson 3-13-0, Wilkerson 2-21-0, Mahe 2-6-0

### 2000 LIBERTY BOWL

**Colorado St. 22, Louisville 17**

**December 31, 2000**

**Memphis, Tenn.**

**Attendance: 58,302**

MEMPHIS, Tenn. — In the only bowl game of the 2000 season that featured a pair of conference champions, the Mountain West champs - the Colorado State Rams bullied their way to a 22-17 win over the Louisville Cardinals, Conference USA champions. More than 25,000 U of L fans braved wind chills in the single digits and saw the Cardinals jump out to a 10-3 lead early in the second quarter. Sophomore quarterback Dave Ragone connected with little-used wide receiver Damien Dorsey on a 58-yard scoring play and got three more from the right foot of placekicker Nate Smith. The Rams battled back late in the first half getting a pair of touchdowns on the ground from Cecil Sapp and Frank Rice. Sapp would go on to earn game MVP honors after a 160-yard performance. Armed with a 16-10 halftime lead, the Rams would bump the score to 19-10 after the second of three C.W. Hurst field goals, a 21-yarder early in the third quarter. U of L pulled within two at 19-17 when Ragone connected with Deion Branch on a 14-yard scoring play with 13:35 left in the game. For the day, Ragone completed 24 of 37 throws for 321 yards in winds up to 30 miles per hour. Branch set a Liberty Bowl record with 10 receptions for 170 yards and a score.

Colorado State	3	13	3	3	22
Louisville	7	3	0	7	17

#### Scoring Summary

CSU — Hurst 24-yd field goal

LOU — Dorsey 58-yd pass from Ragone (Smith kick)

LOU — Smith 24-yd field goal

CSU — Sapp 2-yd run (Hurst kick)

CSU — Rice 16-yd run (kick failed)

CSU — Hurst 21-yd field goal

LOU — Branch 14-yd pass from Ragone (Smith kick)

CSU — Hurst 32-yd field goal

Category	CSU	LOU
First Downs	22	17
Rushing Yards	157	76
Passes	13-28	24-37
Passes Int.	1	0
Passing Yards	158	321
Total Offense	315	397
Punts-Avg.	5-44.8	5-39.2
Penalties-Yards	3-39	6-55
Fumbles-Lost	3-1	3-3

#### Individual Statistics

Rushing: (LOU) Stallings 15-63-0, Ragone 7-19-0, Lester 1-1-0. (CSU) Sapp 36-160-1, Rice 2-39-1, Rebstock 1-6-0

Passing: (LOU) Ragone 24-37-1-321-2. (CSU) Newton 13-28-1-158-0

Receiving: (LOU) Branch 10-170-1, Jackson 5-47-0, Parker 4-14-0, Ghent 3-23-0, Dorsey 1-58-1, Stallings 1-9-0. (CSU) Rebstock 3-34-0, Layne 2-46-0, Ochoa 2-22-0, Rice 2-20-0, Cuppari 2-19-0

## BOWL RECAPS

### 1999 HUMANITARIAN BOWL

**Boise State 34 Louisville 31**

**December 30, 1999**

**Boise, Idaho**

**Attendance: 29,283**

BOISE, Id. - For the first time in school history, the Cardinals travel to their second consecutive bowl game after posting a 7-4 regular season record. U of L drew first blood less than three minutes into the game when senior Jon Hilbert split the uprights from 40 yards out to give the Cards a 3-0 lead. BSU quarterback Bart Hendricks sprinted in from three yards out to give the Broncos a 7-3 advantage, but U of L would strike back less than two minutes later as senior quarterback Chris Redman hit Arnold Jackson with a 54-yard scoring pass. The NCAA's all-time leader in passes attempted and completed, Redman would close his historic collegiate career by completing 26 of 47 throws for 314 yards and two scores. Following a Hendricks TD pass, junior Zek Parker returned the ensuing kickoff 91 yards for a score as U of L seized the lead back at 17-14. Parker's TD return was his third of the season. The two clubs matched touchdowns in the second stanza with Damien Dorsey catching his first pass as a collegian to give U of L a 24-21 lead at halftime. A pair of Nick Calaycay third quarter field goals gave BSU a three-point lead after three quarters while a Davy Malaythong five-yard run proved to be the game-winning score with 9:28 remaining.

Louisville	17	7	0	7	31
Boise State	14	7	6	7	34

#### Scoring Summary

LOU — Hilbert 40-yd field goal
BSU — Hendricks 3-yd run (Calaycay kick)
LOU — Jackson 54-yd pass from Redman (Hilbert kick)
BSU — Swan 4-yd pass from Hendricks (Calaycay kick)
LOU — Parker 91-yd kickoff return (Hilbert kick)
BSU — Harts 80-yd interception return (Calaycay kick)
LOU — Dorsey 8-yd pass from Redman (Hilbert kick)
BSU — Calaycay 26-yd field goal
BSU — Calaycay 46-yd field goal
LOU — Moreau 3-yd run (Hilbert kick)
BSU — Malaythong 5-yd run (Calaycay kick)

Category	LOU	BSU
First Downs	26	28
Rushes-Att-Yds	32-89	42-198
Passing Yards	314	335
TOTAL OFFENSE	403	533
Passes Cmp-Att-Int	26-47-3	20-39-0
Punts	5-39.8	2-38.5
Fumbles-Lost	1-0	3-2
Penalties	14-120	5-61
Sacks By	1-3	2-19
3rd Down Conv.	9-16	7-15
4th Down Conv.	0-0	1-2
Time of Possession	28:36	31:24

#### Individual Statistics

Rushing: (LOU) Moreau 24-111-1, Parker 1-1-0, Redman 7-(-23)-0. (BSU) Forsey 23-152-0, Hendricks 10-26-1, Malaythong 4-9-1  
 Passing: (LOU) Redman 26-47-3-314-2. (BSU) Hendricks 20-39-0-335-1  
 Receiving: (LOU) Jackson 9-109-1, Green 6-97-0, Boyd 6-73-0, Moreau 3-21-0, Dorsey 1-8-1, Parker 1-6-0. (BSU) Swillie 4-70-0, Fanucchi 3-80-0, Forsey 2-50-0, Stachelski 2-12-0, Colbert 2-11-0, Davisson 2-4-0

### 1998 MOTOR CITY BOWL

**Marshall 48, Louisville 29**

**December 23, 1998**

**Detroit, Mich.**

**Attendance: 52,016**

DETROIT, Mich. — Marshall scored 24 unanswered points to take control of the second annual Motor City Bowl, 48-29. The loss, however, could not dampen the metamorphosis of the Louisville football team during the 1998 season. U of L held serve with Marshall through the first 30 minutes holding a 21-21 deadlock with the Thundering Herd behind the offense of junior running back Leroy Collins and quarterback Chris Redman. Redman completed 35 of 56 throws for 336 yards and a second-quarter TD to Charles Sheffield. The outing was a fitting end to a junior season which saw him finish second nationally in total offense and become the 13th quarterback in I-A history to throw for 4,000 yards. Collins found the end zone three times in the bowl loss to cap a recordsetting season. The junior college transfer hit paydirt 19 times during the regular season to break Lenny Lyles 40-year-old mark. Herd quarterback Chad Pennington set virtually every MCB record completing 18 of 24 passes for 411 yards and four touchdowns as Marshall exploited an injury-riddled U of L defense.

Marshall	7	14	17	10	48
Louisville	0	21	0	8	29

#### Scoring Summary

MU — Williams 29-yd pass from Pennington (Malashevich kick)
LOU — Collins 2-yd run (Hilbert kick)
MU — Washington 14-yd pass from Pennington (Malashevich kick)
LOU — Sheffield 21-yd pass from Redman (Hilbert kick)
MU — Williams 26-yd pass from Pennington (Malashevich kick)
LOU — Collins 13-yd run (Hilbert kick)
MU — Long 50-yd pass from Pennington (Malashevich kick)
MU — Chapman 1-yd run (Malashevich kick)
MU — Malashevich 22-yd field goal
MU — Chapman 1-yd run (Malashevich kick)
LOU — Collins 1-yd run (Hilbert kick)
MU — Malashevich 32-yd field goal

Category	MU	LOU
First Downs	27	26
Rushing Yards	202	66
Passes	18-24	35-54
Passes Int.	0	1
Passing Yards	411	336
Total Offense	613	402
Punts-Avg.	1-58.0	4-49.3
Penalties-Yards	14-123	13-109
Fumbles-Lost	2-0	3-0

#### Individual Statistics

Rushing: (LOU) Collins 14-94-3, Cooper 2-0-0, Redman 5-(-28)-0. (MU) Turner 13-94-0, Chapman 26-76-2, Pennington 3-34-0  
 Passing: (LOU) Redman 35-54-1-336-1. (MU) Pennington 18-24-0-411-4  
 Receiving: (LOU) Jackson 8-96-0, Boyd 8-84-0, Sheffield 8-75-1, Collins 4-10-0. (MU) Cooper 5-67-0, Williams 3-68-2, Chapman 2-69-0, Long 2-57-1, Colclough 2-56-0

## BOWL RECAPS

### 1993 LIBERTY BOWL

**Louisville 18, Michigan State 7**

**December 28, 1993**

**Memphis, Tenn.**

**Attendance: 21,097**

MEMPHIS, Tenn.— The 1993 Cardinals put a cap on an 8-3 regular season with an 18-7 victory over Michigan State at the Liberty Bowl. Howard Schnellenberger's squad registered the first win ever by the Cardinals over a Big Ten foe. The conditions were hardly ideal for an aerial display, but quarterback Jeff Brohm checked in with one of the guttiest efforts in the history of Cardinal football. Brohm, playing with two steel pins and one steel plate in the index finger of his throwing hand completed 19-of-29 passes for 197 yards and a touchdown amidst 20- degree temperatures and freezing rain. Most of that courage was shown in the fourth quarter. Entering the final frame, Louisville trailed 7-3. With 12:05 remaining, Brohm connected on a 25-yard strike to Reggie Ferguson to put the Cardinals in front for good. Just over three minutes later, it was the defense's turn to make a big play. Pinned back to their one-yard line, the Spartans were merely looking to get some breathing room for their offense. Running back Craig Thomas took the handoff and was immediately met by All-American defensive end Joe Johnson and reserve linebacker Tyrus McCloud for a safety. On the ensuing possession, the Cardinals marched down the field for an insurance touchdown when Ralph Dawkins bolted into the end zone from 11 yards out.

Michigan State	7	0	0	0	7
Louisville	3	0	0	15	18

#### Scoring Summary

MSU — Goulbourne 1-yd run (Stoyanovich kick)

LOU — Akers 31-yd field goal

LOU — Ferguson 25-yd pass from Brohm (Akers kick)

LOU — Safety

LOU — Dawkins 11-yd run (Kick failed)

Category	MSU	LOU
First Downs	18	20
Rushing Yards	114	172
Passes	15-28	19-31
Passes Int.	1	0
Passing Yards	193	197
Total Offense	307	369
Punts-Avg.	5-29.0	5-36.2
Penalties-Yards	5-60	6-45
Fumbles-Lost	0-0	1-0

#### Individual Statistics

Rushing: (LOU) Brohm 9-25-0, Dawkins 14-88-1, Shelman 17-59-0. (MSU) Thomas 10-57-0, Goulbourne 19-63-1, Holman 1-1-0

Passing: (LOU) Brohm 19-29-0-197-1, Lowe 0-2-0-0-0. (MSU) Miller 15-28-1-193-0

Receiving: (LOU) Ferguson 3-68-1, Dawkins 8-68-0, Fitzpatrick 2-17-0, Asher 4-15-0, Bailey 1-16-0, Cooper 1-13-0. (MSU) Coleman 6-100-0, Abrams 1-15-0, Greene 4-49-0, Goulbourne 3-11-0

### 1991 FIESTA BOWL

**Louisville 34, Alabama 7**

**January 1, 1991**

**Tempe, Ariz.**

**Attendance: 69,098**

TEMPE, Ariz. - Playing in its first bowl game in 13 years, the Louisville football team felt it had something to prove at the 1991 Fiesta Bowl. The squad proved its point to the tune of a 34-7 thrashing of Alabama. The Cardinals came out on all cylinders, scoring 25 points in the first quarter. Browning Nagle tossed two long touchdown passes and Ray Buchanan recovered a blocked punt for a touchdown. Nagle threw for a Fiesta Bowl record 451 yards, including 223 during a 25-point first-quarter explosion. He completed 20-of-33 passes and had three scoring passes. Alabama's offense did not experience much more success. For the game the Tide rolled for just 189 yards of total offense. U of L defensive back Ray Buchanan was tabbed as the game's defensive most valuable player.

Louisville	25	0	7	2	34
Alabama	0	7	0	0	7

#### Scoring Summary

LOU — Ware 70-yd pass from Nagle (Wilmsmeyer kick)

LOU — Dawkins 5-yd run (Kicked blocked)

LOU — Cummings 37-yd pass from Nagle (Kick failed)

LOU — Buchanan recovered blocked punt (pass failed)

ALA — Gardner 49-yd interception return (Doyle kick)

LOU — Cummings 19-yd pass from Nagle (Bell kick)

LOU — Safety

Category	Ala	LOU
First Downs	10	25
Rushing Yards	95	113
Passes	12-35	21-39
Passes Int.	2	3
Passing Yards	94	458
Total Offense	189	571
Punts-Avg.	8-40.2	3-41.0
Penalties-Yards	7-40	10-87
Fumbles-Lost	3-1	3-1

#### Individual Statistics

Rushing: (LOU) Nagle 6-(-20)-0, Dawkins 5-38-1, Bynm 8-48-0, Lipsey 9-23-0. (ALA) Hollingsworth 4-(-15)-0, Anderson 7-26-0, Turner 6-49-0, Sewell 5-25-0

Passing: (LOU) Nagle 20-33-1-453-3. (ALA) Hollingsworth 10-23-1-59-0

Receiving: (LOU) McKay 5-110-0, Lipsey 4-65-0, Dawkins 3-32-0, Ware 1-70-1, Jones 2-89-0, Cummings 3-69-2. (ALA) Turner 4-35-0, Houston 2-4-0, Russell 1-7-0, Finkley 1-15-0, Busky 1-3-0, Lassic 2-35-0



## BOWL RECAPS

### 1977 INDEPENDENCE BOWL

**La. Tech 24, Louisville 14**

**December 17, 1977**

**Shreveport, La.**

**Attendance: 18,500**

SHREVEPORT, La. - The 1977 Louisville team, coached by Vince Gibson, ended a seven-year bowl drought, and took a 24-14 setback from Louisiana Tech at the Independence Bowl. Louisiana Tech, the Southland Conference champion, took the thrill out of the trip for U of L, handing the Cards a 10-point loss. Kevin Miller provided the spark offensively for U of L, electrifying the crowd with a 60-yard first quarter punt return for a touchdown. In the third quarter, Miller scored again on a 13-yard run to cap a 13- play, 58-yard scoring drive. Tech quarterback Keith Thibodeaux, the offensive player of the game, countered Miller's heroics with two touchdown passes. Miller nearly came up with another TD, but he mishandled a pass in the end zone from Stu Stram. Another potential Cardinal touchdown was called back by a holding penalty. Linebacker Otis Wilson was selected as the game's outstanding defensive player.

Louisville	7	0	7	0	14
Louisiana Tech	21	3	0	0	24

#### Scoring Summary

LOU — Miller 60-yd punt return (Posadas kick)

LT — Lewis 1-yd run (Swiley kick)

LT — Pree 41-yd pass from Thibodeaux (Swiley kick)

LT — McCartney 8-yd pass from Thibodeaux (Swiley kick)

LT — Swiley 21-yd field goal

LOU — Miller 13-yd run (Posadas kick)

Category	LT	LOU
First Downs	25	11
Rushing Yards	48	100
Passes	19-39	9-23
Passes Int.	2	1
Passing Yards	287	61
Total Offense	335	161
Punts-Avg.	6-32.0	8-38.0
Fumbles-Lost	6-3	8-3

### 1970 PASADENA BOWL

**Louisville 24, Long Beach State 24**

**December 19, 1970**

**Pasadena, Calif.**

**Attendance: 20,472**

PASADENA, Calif. - In 1970, the University of Louisville's Missouri Valley Conference Championship team tied Long Beach State 24-24 at the Pasadena Bowl to close the season. Long Beach trailed Lee Corso's Cardinals almost the entire game after John Madeya scored a pair of touchdowns. On the strength of a safety and some nifty running by fullback Leon Burns, LBSU managed to forge a fourth-quarter tie. A strange play near the end of the game had the Louisville faithful thinking they just might secure a victory. Madeya threw a screen pass to tailback Tom Jesukaitis, who was supposed to go out of bounds. Instead Jesukaitis put the ball in the air again, throwing a pass to Cookie Brinkman who went in for a touchdown. The rulebook prohibits more than one pass on a single play, however, and U of L was penalized five yards. Louisville's Paul Mattingly was named Defensive Player of the Game. He blocked a 32-yard field goal attempt in the fourth quarter and was in on a game-high 17 tackles.

Louisville	14	7	3	0	24
Long Beach St.	7	7	2	8	24

#### Scoring Summary

LBSU — Burns 4-yard run (Logue kick)

LOU — Madeya 4-yard run (Marcus kick)

LOU — Welch 65-yard interception return (Marcus kick)

LOU — Madeya 1-yard run (Marcus kick)

LBSU — Burns 2-yard run (Logue kick)

LOU — Marcus 24-yard field goal

LBSU — Safety Gatti tackled in end zone

LBSU — Burns 4-yard run (Matthews pass from Graves)

Category	LBSU	LOU
First Downs	16	20
Rushing Yards	243	210
Passes	9-17	12-23
Passes Int.	1	1
Passing Yards	148	90
Total Offense	391	300
Punts-Avg.	6-30.0	8-39.0
Fumbles-Lost	3-3	2-0

## BOWL RECAPS

### 1958 SUN BOWL

**Louisville 34, Drake 20**

**January 1, 1958**

**El Paso, Texas**

**Attendance: 20,000**

EL PASO, Texas- The University of Louisville made its first bowl appearance Jan. 1, 1958, as Frank Camp's squad battered Drake 34-20 in the Sun Bowl. The victory over the Drake Bulldogs capped a near-perfect season for the Cardinals. U of L finished with a 9-1 record. Louisville's squad was headed by Lenny Lyles, the nation's leading rusher. Unfortunately, Lyles went down in the first quarter with an injury. He managed just six yards on two carries. In Lyles' absence, Ken Porco and Pete Bryant stepped forward offensively. Porco ran for a game-high 119 yards on 20 carries. Bryant added 80 yards on 14 carries, while also tossing a 20-yard scoring pass.

Louisville	7	14	7	6	34
Drake	7	7	0	6	20

### Scoring Summary

Drake — Labrasca 2-yard run (Leeman kick)

LOU — Cain 4-yard run (Young kick)

Drake — 17-yard run (Leeman kick)

LOU — Young 37-yard pass from Orem (Young kick)

LOU — Bryant 4-yard run (Young kick)

LOU — Porco 2-yard run (Young kick)

Drake — Kinzell 55-yard pass from Labrasca (kick failed)

LOU — Young 20-yard pass from Bryant (kick failed)

Category	DRAKE	LOU
First Downs	16	14
Rushing Yards	176	228
Passes	10-33	6-10
Passes Int.	1	0
Passing Yards	140	148
Total Offense	316	316
Punts-Avg.	4-25.8	5-34.2
Fumbles-Lost	3-2	1-0



## BOWL RECORDS

### INDIVIDUAL

#### SCORING

##### MOST POINTS SCORED

18 Leroy Collins vs. Marshall, Motor City (Dec. 23, 1998)  
 18 J.R. Russell vs. Miami (OH), GMAC (Dec. 18, 2003)  
 12 Ed Young vs. Drake, Sun (Jan. 1, 1959)  
 12 John Madeya vs. Long Beach State, Pasadena (Dec. 19, 1970)  
 12 Kevin Miller vs. La. Tech, Independence (Dec. 17, 1977)  
 12 Tony Cummings vs. Alabama, Fiesta (Jan. 1, 1991)  
 12 Anthony Allen vs. Wake Forest, Orange (Jan. 2, 2007)

##### MOST TOUCHDOWNS

3 Leroy Collins vs. Marshall, Motor City (Dec. 23, 1998)  
 3 J.R. Russell vs. Miami (OH), GMAC (Dec. 18, 2003)  
 2 Ed Young vs. Drake, Sun (Jan. 1, 1959)  
 2 John Madeya vs. Long Beach State, Pasadena (Dec. 19, 1970)  
 2 Kevin Miller vs. La. Tech, Independence (Dec. 17, 1977)  
 2 Tony Cummings vs. Alabama, Fiesta (Jan. 1, 1991)  
 2 Anthony Allen vs. Wake Forest, Orange (Jan. 2, 2007)

##### MOST RUSHING TOUCHDOWNS

3 Leroy Collins vs. Marshall, Motor City (Dec. 23, 1998)  
 2 John Madeya vs. Long Beach State, Pasadena (Dec. 19, 1970)

##### LONGEST RUSHING TOUCHDOWN

65 Harry Douglas vs. Boise State, Liberty (Dec. 31, 2004)  
 18 Brock Bolen vs. Wake Forest, Orange (Jan. 2, 2007)  
 13 Kevin Miller vs. La. Tech, Independence (Dec. 17, 1977)  
 13 Leroy Collins vs. Marshall, Motor City (Dec. 23, 1998)  
 11 Ralph Dawkins vs. Michigan State, Liberty (Dec. 28, 1993)

##### MOST PASSING TOUCHDOWNS

3 Browning Nagle vs. Alabama, Fiesta (Jan. 1, 1991)  
 3 Dave Ragone vs. BYU, Liberty (Dec. 31, 2001)  
 3 Stefan LeFors vs. Miami (OH), GMAC (Dec. 18, 2003)  
 3 Hunter Cantwell vs. Virginia Tech, Gator (Jan. 2, 2006)  
 2 Chris Redman vs. Boise State, Humanitarian (Dec. 30, 1999)  
 2 Dave Ragone vs. Colorado State, Liberty (Dec. 31, 2000)  
 2 Stefan LeFors vs. Boise State, Liberty (Dec. 31, 2004)  
 2 Justin Burke vs. Southern Miss., Beef 'O' Brady's (Dec. 21, 2010)

##### LONGEST PASSING TOUCHDOWN

70 B. Nagle to L. Ware vs. Alabama, Fiesta (Jan. 1, 1991)  
 58 D. Ragone to D. Dorsey vs. CSU, Liberty (Dec. 31, 2000)  
 54 C. Redman to A. Jackson vs. BSU, Humanitarian (Dec. 30, 1999)  
 39 H. Cantwell to J. Tinch vs. Virginia Tech, Gator (Jan. 2, 2006)  
 37 B. Nagle to T. Cummings vs. Alabama, Fiesta (Jan. 1, 1991)

##### MOST RECEIVING TOUCHDOWNS

3 J.R. Russell vs. Miami (OH), GMAC (Dec. 18, 2003)  
 2 Ed Young vs. Drake, Sun (Jan. 1, 1959)

##### MOST FIELD GOALS MADE

No Louisville kicker has made multiple field goals in a bowl game

##### LONGEST FIELD GOAL MADE

41 Art Carmody vs. Wake Forest, Orange (Jan. 2, 2007)  
 40 Jon Hilbert vs. Boise State, Humanitarian (Dec. 30, 1999)  
 36 Chris Philpott vs. Southern Miss, Beef 'O' Brady's (Dec. 21, 2010)  
 35 Art Carmody vs. Virginia Tech, Gator (Jan. 2, 2006)  
 31 David Akers vs. Michigan State, Liberty (Dec. 28, 1993)

##### NON-OFFENSIVE SCORING PLAYS

65-yd INT Return by Joe Welch vs. Long Beach State  
 Pasadena, (Dec. 19, 1970)  
 60-yd Punt Return by Kevin Miller vs. La. Tech  
 Independence, (Dec. 17, 1977)  
 Recovered Blocked Punt R. Buchanan vs. Alabama  
 Fiesta, (Jan. 1, 1991)

Team Safety vs. Alabama, Fiesta, (Jan. 1, 1991)  
 Team Safety vs. Michigan State, Liberty, (Dec. 28, 1993)  
 91-yd Kick Return Zek Parker vs. Boise State  
 Humanitarian, (Dec. 30, 1999)  
 95-yd Kick Return Jeremy Wright vs. Southern Miss  
 Beef 'O' Brady's, (Dec. 21, 2010)

NOTE: No individual statistics except for scoring available prior to 1991 Fiesta Bowl.

#### PASSING

##### MOST PASSING YARDS

451 Browning Nagle vs. Arizona, Fiesta (Jan. 1, 1991)  
 336 Chris Redman vs. Marshall, Motor City (Dec. 23, 1998)  
 321 Dave Ragone vs. Colorado State, Liberty (Dec. 31, 2000)  
 314 Chris Redman vs. Boise State, Humanitarian (Dec. 30, 1999)  
 311 Brian Brohm vs. Wake Forest, Orange (Jan. 2, 2007)

##### MOST PASSING ATTEMPTS

54 Chris Redman vs. Marshall, Motor City (Dec. 23, 1998)  
 47 Chris Redman vs. Boise State, Humanitarian (Dec. 30, 1999)  
 45 Dave Ragone vs. Marshall, GMAC (Dec. 18, 2002)  
 37 Dave Ragone vs. Colorado State, Liberty (Dec. 29, 2000)  
 37 Hunter Cantwell vs. Virginia Tech, Gator (Jan. 2, 2006)

##### MOST PASSING COMPLETIONS

35 Chris Redman vs. Marshall, Motor City (Dec. 23, 1998)  
 26 Chris Redman vs. Boise State, Humanitarian (Dec. 30, 1999)  
 24 Dave Ragone vs. Colorado State, Liberty (Dec. 29, 2000)  
 24 Brian Brohm vs. Wake Forest, Orange (Jan. 2, 2007)  
 20 Three Times

##### HIGHEST COMPLETION PERCENTAGE

70.6 Brian Brohm vs. Wake Forest, Orange (Jan. 2, 2007)  
 69.2 Stefan LeFors vs. Boise State, Liberty (Dec. 31, 2004)  
 67.9 Dave Ragone vs. BYU, Liberty (Dec. 31, 2001)  
 65.5 Jeff Brohm vs. Michigan State, Liberty (Dec. 29, 1993)  
 65.4 Stefan LeFors vs. Miami (OH), GMAC (Dec. 18, 2003)

##### HIGHEST QB EFFICIENCY

199.35 Browning Nagle vs. Alabama, Fiesta (Jan. 1, 1991)  
 164.47 Dave Ragone vs. BYU, Liberty (Dec. 31, 2001)  
 155.58 Dave Ragone vs. Colorado State, Liberty (Dec. 29, 2000)  
 149.28 Stefan LeFors vs. Boise State, Liberty (Dec. 31, 2004)  
 147.42 Brian Brohm vs. Wake Forest, Orange (Jan. 2, 2007)

#### RUSHING

##### MOST RUSHING YARDS

128 Lionel Gates vs. Miami (OH), GMAC (Dec. 18, 2003)  
 111 Frank Moreau vs. Boise State, Humanitarian (Dec. 30, 1999)  
 96 Michael Bush vs. Boise State, Liberty (Dec. 31, 2004)  
 94 Leroy Collins vs. Marshall, Motor City (Dec. 23, 1998)  
 94 Michael Bush vs. Virginia Tech, Gator (Jan. 2, 2006)

##### MOST RUSHING ATTEMPTS

24 Frank Moreau vs. Boise State, Humanitarian (Dec. 30, 1999)  
 21 T.J. Patterson vs. BYU, Liberty (Dec. 31, 2001)  
 18 Eric Shelton vs. Boise State, Liberty (Dec. 31, 2004)  
 18 Bilal Powell vs. Southern Miss., Beef 'O' Brady's (Dec. 21, 2010)  
 17 Anthony Shelman vs. Michigan State, Liberty (Dec. 28, 1993)

##### MOST YARDS PER RUSH ATTEMPT\*

10.7 Lionel Gates vs. Miami (OH), GMAC (Dec. 18, 2003)  
 8.0 Michael Bush vs. Boise State, Liberty (Dec. 31, 2004)  
 6.7 Leroy Collins vs. Marshall, Motor City (Dec. 23, 1998)  
 6.3 Ralph Dawkins vs. Michigan State, Liberty (Dec. 28, 1993)  
 6.3 Stefan LeFors vs. Boise State, Liberty (Dec. 31, 2004)  
 \*minimum 10 carries



# BOWL RECORDS

## RECEIVING

### MOST RECEIVING YARDS

170	Deion Branch vs. Colorado State, Liberty (Dec. 31, 2000)
165	Harry Douglas vs. Wake Forest, Orange (Jan. 2, 2007)
144	J.R. Russell vs. Miami (OH), GMAC (Dec. 18, 2003)
110	Ken McCay vs. Alabama, Fiesta (Jan. 1, 1991)
109	Arnold Jackson vs. Boise State, Humanitarian (Dec. 30, 1999)

### MOST RECEPTIONS

10	Deion Branch vs. Colorado State, Liberty (Dec. 29, 2000)
10	Harry Douglas vs. Wake Forest, Orange (Jan. 2, 2007)
9	Arnold Jackson vs. Boise State, Humanitarian (Dec. 30, 1999)
8	Four Times

### MOST YARDS PER RECEPTION\*

22.0	Ken McCay vs. Alabama, Fiesta (Jan. 1, 1991)
20.6	J.R. Russell vs. Miami (OH), GMAC (Dec. 18, 2003)
17.0	Deion Branch vs. Colorado State, Liberty (Dec. 29, 2000)
16.5	Harry Douglas vs. Wake Forest, Orange (Jan. 2, 2007)
16.2	Ibn Green vs. Boise State, Humanitarian (Dec. 30, 1999)

\*minimum four receptions

## PUNTING

### MOST PUNTING YARDS

306	Nate Smith vs. Marshall, GMAC (Dec. 18, 2002)
272	Chris Philpott vs. Southern Miss., Beef 'O' Brady's (Dec. 21, 2010)
219	Wade Tydlacka vs. BYU, Liberty (Dec. 31, 2001)
199	Chris Sylvor vs. Boise State, Humanitarian (Dec. 30, 1999)
197	Jeremy Borseth vs. Marshall, Motor City (Dec. 23, 1998)

### MOST PUNTS

7	Nate Smith vs. Marshall, GMAC (Dec. 18, 2002)
7	Chris Philpott vs. Southern Miss., Beef 'O' Brady's (Dec. 21, 2010)
6	Wade Tydlacka vs. BYU, Liberty (Dec. 31, 2001)
5	Three Times

### PUNT RETURNS

#### MOST PUNT RETURN YARDS

48	Montrell Jones vs. Virginia Tech, Gator (Jan. 2, 2006)
36	Montrell Jones vs. Boise State, Liberty (Dec. 31, 2004)

#### MOST PUNT RETURNS

4	Montrell Jones vs. Boise State, Liberty (Dec. 31, 2004)
3	Montrell Jones vs. Virginia Tech, Gator (Jan. 2, 2006)

### LONGEST PUNT RETURN

26	Montrell Jones vs. Virginia Tech, Gator (Jan. 2, 2006)
25	Aaron Bailey vs. Michigan State, Liberty (Dec. 28, 1993)
18	Montrell Jones vs. Boise State, Liberty (Dec. 31, 2004)
16	Joey Smith vs. Alabama vs. Fiesta (Jan. 1, 1991)
15	Montrell Jones vs. Virginia Tech, Gator (Jan. 2, 2006)

## KICK RETURNS

### MOST KICK RETURN YARDS

169	Zek Parker vs. Boise State, Humanitarian (Dec. 30, 1999)
134	Jeremy Wright vs. Southern Miss., Beef 'O' Brady's (Dec. 21, 2010)
119	Harry Douglas vs. Boise State, Liberty (Dec. 31, 2004)
96	Zek Parker vs. BYU, Liberty (Dec. 31, 2001)
85	Broderick Clark vs. Miami (OH), GMAC (Dec. 18, 2003)

### MOST KICK RETURNS

6	Broderick Clark vs. Miami (OH), GMAC (Dec. 18, 2003)
5	Zek Parker vs. Boise State, Humanitarian (Dec. 30, 1999)
5	Broderick Clark vs. Marshall, GMAC (Dec. 18, 2002)
5	Harry Douglas vs. Boise State, Liberty (Dec. 31, 2004)
3	Three Times

## LONGEST KICK RETURN

95	Jeremy Wright vs. Southern Miss., Beef 'O' Brady's (Dec. 21, 2010)
91	Zek Parker vs. Boise State, Humanitarian (Dec. 30, 1999)
70	Zek Parker vs. BYU, Liberty (Dec. 31, 2001)
49	Harry Douglas vs. Boise State, Liberty (Dec. 31, 2004)
41	Montrell Jones vs. Virginia Tech, Gator (Jan. 2, 2006)

## INTERCEPTIONS

### MOST INTERCEPTION RETURN YARDS

43	J.T. Haskins vs. Marshall, GMAC (Dec. 18, 2002)
29	Curry Burns vs. BYU, Liberty (Dec. 31, 2001)
24	Olante Watson vs. Michigan State, Liberty (Dec. 28, 1993)
17	Derek Hawthorne vs. Alabama, Fiesta (Jan. 1, 1991)
9	Antonio Roundtree vs. Colorado State, Liberty (Dec. 29, 2000)

### MOST INTERCEPTIONS

1	Nine Times
---	------------

### LONGEST INTERCEPTION RETURN

43	J.T. Haskings vs. Marshall, GMAC (Dec. 18, 2002)
29	Curry Burns vs. BUY, Liberty (Dec. 31, 2001)
24	Olante Watson vs. Michigan State, Liberty (Dec. 28, 1993)
17	Derek Hawthorne vs. Alabama, Fiesta (Jan. 1, 1991)
9	Antonio Roundtree vs. Colorado State, Liberty (Dec. 29, 2000)

## TACKLES

### MOST TACKLES

14	Brent Johnson vs. Miami (OH), GMAC (Dec. 18, 2003)
13	Rashad Harris vs. Marshall, Motor City (Dec. 23, 1998)
13	Corey Wallace vs. Boise State, Humanitarian (Dec. 30, 1999)
12	Rashad Holman vs. Boise State, Humanitarian (Dec. 30, 1999)
12	Curry Burns vs. BYU, Liberty (Dec. 31, 2001)

### MOST TACKLES FOR LOSS

4.0	Donovan Arp vs. Colorado State, Liberty (Dec. 29, 2000)
3.5	Abe Brown vs. Wake Forest, Orange (Jan. 2, 2007)
3.0	Dewayne White vs. Colorado State, Liberty (Dec. 29, 2000)
3.0	Amobi Okoye vs. Wake Forest, Orange (Jan. 2, 2007)
2.0	Nine Times

## MOST SACKS

2.0	Mike Flores vs. Alabama, Fiesta (Jan. 1, 1991)
2.0	Dan Gangwer vs. Alabama, Fiesta (Jan. 1, 1991)
2.0	Dewayne White vs. Colorado State, Liberty (Dec. 29, 2000)
2.0	Bobby Leffew vs. BYU, Liberty (Dec. 31, 2001)
2.0	Marcus Jones vs. Miami (OH), GMAC (Dec. 18, 2003)
2.0	Nate Harris vs. Virginia Tech, Gator (Jan. 2, 2006)

## TEAM

### SCORING

#### MOST POINTS SCORED

44	vs. Boise State, Liberty (Dec. 31, 2004)
34	vs. Alabama, Fiesta (Jan. 1, 1991)
31	vs. Boise State, Humanitarian (Dec. 30, 1999)
31	vs. Southern Mississippi, Beef 'O' Brady's (Dec. 21, 2010)
29	vs. Marshall, Motor City (Dec. 23, 1998)

#### FEWEST POINTS SCORED

15	vs. Marshall, GMAC (Dec. 18, 2002)
17	vs. Colorado State, Liberty (Dec. 29, 2000)
18	vs. Michigan State, Liberty (Dec. 28, 1993)
24	vs. Virginia Tech, Gator (Jan. 2, 2006)
24	vs. Wake Forest, Orange (Jan. 2, 2007)

## BOWL RECORDS

### MOST POINTS SCORED - FIRST HALF

25	vs. Alabama, Fiesta (Jan. 1, 1991)
24	vs. Boise State, Humanitarian (Dec. 30, 1999)
21	Five Times

### FEWEST POINTS SCORED - FIRST HALF

3	vs. Michigan State, Liberty (Dec. 28, 1993)
7	vs. Louisiana Tech, Independence (Dec. 17, 1977)
7	vs. Marshall, GMAC (Dec. 18, 2002)
10	vs. Colorado State, Liberty (Dec. 29, 2000)
10	vs. Wake Forest, Orange (Jan. 2, 2007)

### MOST POINTS SCORED - SECOND HALF

23	vs. Boise State, Liberty (Dec. 31, 2004)
15	vs. Michigan State, Liberty (Dec. 28, 1993)
14	vs. BYU, Liberty (Dec. 31, 2001)
14	vs. Wake Forest, Orange (Jan. 2, 2007)
13	vs. Drake, Sun (Jan. 1, 1959)

### FEWEST POINTS SCORED - SECOND HALF

3	vs. Long Beach State, Pasadena (Dec. 19, 1970)
7	vs. Louisiana Tech, Independence (Dec. 17, 1977)
7	vs. Boise State, Humanitarian (Dec. 30, 1999)
7	vs. Colorado State, Liberty (Dec. 31, 2000)
7	vs. Miami (OH), GMAC (Dec. 18, 2003)
7	vs. Virginia Tech, Gator (Jan. 2, 2006)

### MOST POINTS SCORED - FIRST QUARTER

25	vs. Alabama, Fiesta (Jan. 1, 1991)
17	vs. Boise State, Humanitarian (Dec. 30, 1999)
14	vs. Long Beach State, Pasadena (Dec. 19, 1970)
14	vs. Boise State, Liberty (Dec. 31, 2004)
14	vs. Virginia Tech, Gator (Jan. 2, 2006)

### FEWEST POINTS SCORED - FIRST QUARTER

0	vs. Marshall, Motor City (Dec. 23, 1998)
0	vs. Marshall, GMAC (Dec. 18, 2002)
0	vs. Miami (OH), GMAC (Dec. 18, 2003)
0	vs. Wake Forest, Orange (Jan. 2, 2007)
0	vs. Southern Mississippi, Beef 'O' Brady's (Dec. 21, 2010)

### MOST POINTS SCORED - SECOND QUARTER

21	vs. Marshall, Motor City (Dec. 23, 1998)
21	vs. Miami (OH), GMAC (Dec. 18, 2003)
21	vs. Southern Mississippi, Beef 'O' Brady's (Dec. 21, 2010)
14	vs. Drake, Sun (Jan. 1, 1959)
10	vs. Wake Forest, Orange (Jan. 2, 2007)

### FEWEST POINTS SCORED - SECOND QUARTER

0	vs. Louisiana Tech, (Dec. 17, 1977)
0	vs. Alabama, Fiesta (Jan. 1, 1991)
0	vs. Michigan State, Liberty (Dec. 28, 1993)

### MOST POINTS SCORED - THIRD QUARTER

14	vs. Boise State, Liberty (Dec. 31, 2004)
7	vs. Drake, Sun (Jan. 1, 1959)
7	vs. Louisiana Tech, Independence (Dec. 17, 1977)
7	vs. Alabama, Fiesta (Jan. 1, 1991)
7	vs. BYU, Liberty (Dec. 31, 2001)
7	vs. Miami (OH), GMAC (Dec. 18, 2003)

### FEWEST POINTS SCORED - THIRD QUARTER

0	Eight Times
---	-------------

### MOST POINTS SCORED - FOURTH QUARTER

15	vs. Michigan State, Liberty (Dec. 28, 1993)
14	vs. Wake Forest, Orange (Jan. 2, 2007)
10	vs. Southern Mississippi, Beef 'O' Brady's (Dec. 21, 2010)
9	vs. Boise State, Liberty (Dec. 31, 2004)
8	vs. Marshall, GMAC (Dec. 18, 2002)

### FEWEST POINTS SCORED - FOURTH QUARTER

0	vs. Long Beach State, Pasadena (Dec. 19, 1970)
0	vs. Louisiana Tech, Independence (Dec. 17, 1977)
0	vs. Miami (OH), GMAC (Dec. 18, 2003)
2	vs. Alabama, Fiesta (Jan. 1, 1991)
6	vs. Drake, Sun (Jan. 1, 1959)

### MOST POINTS SCORED - BOTH TEAMS

77	vs. Marshall, Motor City (Dec. 23, 1998)
77	vs. Miami (OH), GMAC (Dec. 18, 2002)
65	vs. Boise State, Humanitarian (Dec. 30, 1999)
64	vs. Boise State, Liberty (Dec. 31, 2004)

### FEWEST POINTS SCORED - BOTH TEAMS

25	vs. Michigan State, Liberty (Dec. 28, 1993)
37	vs. Wake Forest, Orange (Jan. 2, 2007)
38	vs. Louisiana Tech, Independence (Dec. 17, 1977)
38	vs. BYU, Liberty (Dec. 31, 2001)
39	vs. Colorado State, Liberty (Dec. 31, 2000)

### WIDEST MARGIN OF VICTORY

27	vs. Alabama, Fiesta (Jan. 1, 1991)
18	vs. BYU, Liberty (Dec. 31, 2001)

### SMALLEST MARGIN OF VICTORY

3	vs. Southern Mississippi, Beef 'O' Brady's (Dec. 21, 2010)
4	vs. Boise State, Liberty (Dec. 31, 2004)

### LARGEST MARGIN OF DEFEAT

23	vs. Marshall, GMAC (Dec. 18, 2002)
21	vs. Miami (OH), GMAC (Dec. 18, 2003)
19	vs. Marshall, Motor City (Dec. 23, 1998)
11	vs. Virginia Tech, Gator (Jan. 2, 2006)

### SMALLEST MARGIN OF DEFEAT

3	vs. Boise State, Humanitarian (Dec. 30, 1999)
5	vs. Colorado State, Liberty (Dec. 31, 2000)

### MOST TOUCHDOWNS SCORED - OVERALL

6	vs. Boise State, Liberty (Dec. 31, 2004)
5	vs. Drake, Sun (Jan. 1, 1959)
5	vs. Alabama, Fiesta (Jan. 1, 1991)
4	Five Times

### MOST TOUCHDOWNS SCORED - RUSHING

3	vs. Drake, Sun (Jan. 1, 1959)
3	vs. Marshall, Motor City (Dec. 23, 1998)
3	vs. Boise State, Liberty (Dec. 31, 2004)

### MOST TOUCHDOWNS SCORED - PASSING

3	vs. Alabama, Fiesta (Jan. 1, 1991)
3	vs. BYU, Liberty (Dec. 31, 2001)
3	vs. Miami (OH), GMAC (Dec. 18, 2003)
3	vs. Boise State, Liberty (Dec. 31, 2004)
3	vs. Virginia Tech, Gator (Jan. 2, 2006)

## BOWL RECORDS

### FEWEST TOUCHDOWNS SCORED - OVERALL

2	vs. Louisiana Tech, Independence (Dec. 17, 1977)
2	vs. Michigan State, Liberty (Dec. 28, 1993)
2	vs. Colorado State, (Dec. 29, 2000)
2	vs. Marshall, GMAC (Dec. 18, 2002)
3	Three Times

### FEWEST TOUCHDOWNS SCORED - RUSHING

0	vs. Colorado State, Liberty (Dec. 31, 2000)
0	vs. Virginia Tech, Gator (Jan. 2, 2006)

### FEWEST TOUCHDOWNS SCORED - PASSING

0	vs. Long Beach State, Pasadena (Dec. 19, 1970)
0	vs. Louisiana Tech, Independence (Dec. 17, 1977)

### MOST TOUCHDOWNS ALLOWED - OVERALL

7	vs. Miami (OH), GMAC (Dec. 18, 2003)
6	vs. Marshall, Motor City (Dec. 23, 1998)

### MOST TOUCHDOWNS ALLOWED - RUSHING

3	vs. Long Beach State, Pasadena (Dec. 19, 1970)
---	--

### MOST TOUCHDOWNS ALLOWED - PASSING

4	vs. Marshall, Motor City (Dec. 23, 199)
4	vs. Marshall, GMAC (Dec. 18, 2002)
4	vs. Miami (OH), GMAC (Dec. 18, 2003)

### FEWEST TOUCHDOWNS ALLOWED - OVERALL

1	vs. Alabama, Fiesta (Jan. 1, 1991)
1	vs. Michigan State, Liberty (Dec. 28, 1993)
1	vs. BYU, Liberty (Dec. 31, 2001)
1	vs. Wake Forest, Orange (Jan. 2, 2007)

### FEWEST TOUCHDOWNS ALLOWED - RUSHING

0	vs. Alabama, Fiesta (Jan. 1, 1991)
0	vs. Wake Forest, Orange (Jan. 2, 2007)

### FEWEST TOUCHDOWNS ALLOWED - PASSING

0	vs. Long Beach State, Pasadena (Dec. 19, 1970)
0	vs. Alabama, Fiesta (Jan. 1, 1991)
0	vs. Michigan State, Liberty (Dec. 28, 1993)
0	vs. Colorado State, Liberty (Dec. 31, 2000)
0	vs. BYU, Liberty (Dec. 31, 2001)

### FIRST DOWNS MOST FIRST DOWNS

29	vs. Boise State, Liberty (Jan. 31, 2004)
26	vs. Marshall, Motor City (Dec. 23, 1998)
26	vs. Boise State, Humanitarian (Dec. 30, 1999)

### FEWEST FIRST DOWNS

11	vs. Louisiana Tech, Independence (Dec. 17, 1977)
14	vs. Drake, Sun (Jan. 1, 1959)
15	vs. Southern Mississippi, Beef 'O' Brady's (Dec. 21, 2010)

### MOST FIRST DOWNS ALLOWED

28	vs. Boise State, Humanitarian (Dec. 30, 1999)
28	vs. Miami (OH), GMAC (Dec. 18, 2003)

### FEWEST FIRST DOWNS ALLOWED

10	vs. Alabama, Fiesta (Jan. 1, 1991)
15	vs. Boise State, Liberty (Dec. 31, 2004)

### TOTAL OFFENSE

#### MOST YARDS TOTAL OFFENSE

564	vs. Boise State, Liberty (Dec. 31, 2004)
458	vs. Alabama, Fiesta (Jan. 1, 1991)
492	vs. Miami (OH), GMAC (Dec. 18, 2003)

#### FEWEST YARDS TOTAL OFFENSE

161	vs. La Tech, Independence (Dec. 17, 1977)
197	vs. Michigan St., Liberty (Dec. 28, 1993)
261	vs. Marshall, GMAC (Dec. 18, 2002)

#### MOST YARDS TOTAL OFFENSE - OPPONENT

613	vs. Marshall, Motor City (Dec. 23, 1998)
597	vs. Miami (OH), GMAC (Dec. 18, 2003)
533	vs. Boise State, Humanitarian (Dec. 30, 1999)

#### FEWEST YARDS TOTAL OFFENSE - OPPONENT

189	vs. Alabama, Fiesta (Jan. 1, 1991)
261	vs. Marshall, GMAC (Dec. 18, 2002)
276	vs. BYU, Liberty (Dec. 31, 2001)

### RUSHING

#### MOST RUSHING YARDS

329	vs. Boise State, Liberty (Dec. 31, 2004)
237	vs. Miami, (OH), GMAC (Dec. 18, 2003)
228	vs. Drake, Sun (Jan. 1, 1959)

#### FEWEST RUSHING YARDS

56	vs. Marshall, GMAC (Dec. 18, 2002)
58	vs. BYU, Liberty (Dec. 31, 2001)

#### MOST RUSHING ATTEMPTS

50	vs. Boise State, Liberty (Dec. 31, 2004)
40	vs. Michigan St., Liberty (Dec. 28, 1993)

#### FEWEST RUSHING ATTEMPTS

21	vs. Marshall, Motor City (Dec. 23, 1998)
24	vs. Colorado St., Liberty (Dec. 29, 2000)
26	vs. Marshall, GMAC (Dec. 18, 2002)
29	vs. S. Miss., Beef 'O' Brady's (Dec. 21, 2010)

#### MOST RUSHING YARDS - OPPONENT

243	vs. Long Beach St., Pasadena (Dec. 19, 1970)
221	vs. Miami (OH), GMAC (Dec. 18, 2003)

#### FEWEST RUSHING YARDS - OPPONENT

48	vs. Louisiana Tech, Independence (Dec. 17, 1977)
84	vs. BYU, Liberty (Dec. 31, 2001)
88	vs. Boise State, Liberty (Dec. 31, 2004)

#### MOST RUSHING ATTEMPTS - OPPONENT

50	vs. Colorado St., Liberty (Dec. 29, 2000)
48	vs. Virginia Tech, Gator (Jan. 2, 2006)
45	vs. Marshall, Motor City (Dec. 23, 1998)
42	vs. Boise St., Humanitarian (Dec. 30, 1999)



## BOWL RECORDS

### PASSING

#### MOST PASSING YARDS

458	vs. Alabama, Fiesta (Jan. 1, 1991)
336	vs. Marshall, Motor City (Dec. 23, 1998)
332	vs. Wake Forest, Orange (Jan. 2, 2007)
321	vs. Colorado State, Liberty (Dec. 29, 2000)

#### FEWEST PASSING YARDS

61	vs. Louisiana Tech, Independence (Dec. 17, 1977)
90	vs. Long Beach St., Pasadena (Dec. 19, 1970)
148	vs. Drake, Sun (Jan. 1, 1959)
178	vs. S. Mississippi, Beef 'O' Brady's (Dec. 21, 2010)
197	vs. Michigan State, Liberty (Dec. 28, 1993)

#### MOST PASSING ATTEMPTS

54	vs. Marshall, Motor City (Dec. 23, 1998)
48	vs. Marshall, GMAC (Dec. 18, 2002)
47	vs. Boise State, Humanitarian (Dec. 30, 1999)
39	vs. Alabama, Fiesta (Jan. 1, 1991)

#### FEWEST PASSING ATTEMPTS

10	vs. Drake, Sun (Jan. 1, 1959)
23	vs. Long Beach State, Pasadena (Dec. 19, 1970)
23	vs. Louisiana Tech, Independence (Dec. 17, 1977)
27	vs. Miami (OH), GMAC (Dec. 18, 2003)

#### MOST PASSING COMPLETIONS

35	vs. Marshall, Motor City (Dec. 23, 1998)
26	vs. Boise State, Humanitarian (Dec. 30, 1999)
25	vs. Wake Forest, Orange (Jan. 2, 2007)
24	vs. Colorado State, Liberty (Dec. 29, 2000)

#### FEWEST PASSING COMPLETIONS

6	vs. Drake, Sun (Jan. 1, 1957)
9	vs. Louisiana Tech, Independence (Dec. 17, 1977)
12	vs. Long Beach St, Pasadena (Dec. 19, 1970)
15	vs. Virginia Tech, Gator (Jan. 2, 2006)

#### HIGHEST COMPLETION PERCENTAGE

71.4	vs. Wake Forest, Orange (Jan. 1, 2007)
67.9	vs. BYU, Liberty (Dec. 31, 2001)
67.7	vs. Boise State, Liberty (Dec. 31, 2004)

#### LOWEST COMPLETION PERCENTAGE

39.1	vs. Louisiana Tech, Independence (Dec. 17, 1977)
40.5	vs. Virginia Tech, Gator (Jan. 2, 2006)
43.8	vs. Marshall, GMAC (Dec. 18, 2002)

#### MOST INTERCEPTIONS THROWN

3	vs. Alabama, Fiesta (Jan. 1, 1991)
3	vs. Boise State, Humanitarian (Dec. 30, 1999)
3	vs. Miami (OH), GMAC (Dec. 18, 2003)
3	vs. Virginia Tech, Gator (Jan. 2, 2006)

#### FEWEST INTERCEPTIONS THROWN

0	Five Times
---	------------

#### MOST PASSING YARDS - OPPONENT

411	vs. Marshall, Motor City (Dec. 23, 1998)
376	vs. Miami (OH), GMAC (Dec. 18, 2003)
335	vs. Boise State, Liberty (Dec. 30, 1999)
287	vs. Louisiana Tech, Independence (Dec. 17, 1977)
271	vs. Wake Forest, Orange (Jan. 2, 2007)

### FEWEST PASSING YARDS - OPPONENT

94	vs. Alabama, Fiesta (Jan. 1, 1991)
140	vs. Drake, Sun (Jan. 1, 1959)
148	vs. Long Beach State, Pasadena (Dec. 19, 1970)
158	vs. Colorado State, Liberty (Dec. 29, 2000)

### MOST PASSING ATTEMPTS - OPPONENT

44	vs. Marshall, GMAC (Dec. 18, 2002)
39	vs. Louisiana Tech, Independence (Dec. 17, 1977)
39	vs. Boise State, Humanitarian (Dec. 30, 1999)
38	vs. BYU, Liberty (Dec. 31, 2001)

### FEWEST PASSING ATTEMPTS - OPPONENT

17	vs. Long Beach State, Pasadena (Dec. 19, 1970)
21	vs. Virginia Tech, Gator (Jan. 2, 2006)
24	vs. Marshall, Motor City (Dec. 23, 1998)

### MOST PASSING COMPLETIONS - OPPONENT

22	vs. Marshall, GMAC (Dec. 18, 2002)
21	vs. Miami (OH), GMAC (Dec. 18, 2003)
21	vs. Wake Forest, Orange (Jan. 2, 2007)
21	vs. Southern Mississippi, Beef 'O' Brady's (Dec. 21, 2010)

### FEWEST PASSING COMPLETIONS - OPPONENT

9	vs. Long Beach State, Pasadena (Dec. 19, 1970)
10	vs. Drake, Sun (Jan. 1, 1959)
11	vs. Virginia Tech, Gator (Jan. 2, 2006)
12	vs. Alabama, Fiesta (Jan. 1, 1991)

### HIGHEST COMPLETION PERCENTAGE - OPPONENT

75.0	vs. Marshall, Motor City (Dec. 23, 1998)
63.6	vs. Miami (OH), GMAC (Dec. 18, 2003)
63.6	vs. Wake Forest, Orange (Jan. 2, 2007)
61.8	vs. Southern Mississippi, Beef 'O' Brady's (Dec. 21, 2010)

### LOWEST COMPLETION PERCENTAGE - OPPONENT

30.3	vs. Drake, Sun (Jan. 1, 1959)
34.3	vs. Alabama, Fiesta (Jan. 1, 1991)
46.4	vs. Colorado State, Liberty (Dec. 29, 2000)
47.4	vs. BYU, Liberty (Dec. 31, 2001)

### MOST INTERCEPTIONS THROWN - OPPONENT

3	vs. BYU, Liberty (Dec. 31, 2001)
2	vs. Louisiana Tech, Independence (Dec. 17, 1977)
2	vs. Alabama, Fiesta (Jan. 1, 1991)

### FUMBLES

#### MOST FUMBLES

8	vs. Louisiana Tech, Independence (Dec. 17, 1977)
---	--

#### MOST FUMBLES LOST

3	vs. Louisiana Tech, Independence (Dec. 17, 1977)
3	vs. Colorado State, Liberty (Dec. 29, 2000)

### MOST FUMBLES - OPPONENTS

6	vs. Louisiana Tech, Independence (Dec. 17, 1977)
3	Six Times

### MOST FUMBLES LOST - OPPONENTS

3	vs. Long Beach State, Pasadena (Dec. 19, 1970)
3	vs. Louisiana Tech, Independence (Dec. 17, 1977)
2	vs. Drake, Sun (Jan. 1, 1959)